



US00D751320S

(12) **United States Design Patent**  
**Chang**

(10) **Patent No.:** **US D751,320 S**  
(45) **Date of Patent:** **\*\* Mar. 15, 2016**

- (54) **MAT**
- (71) Applicant: **Kevin Chang**, Taichung (TW)
- (72) Inventor: **Kevin Chang**, Taichung (TW)
- (\*\*) Term: **14 Years**
- (21) Appl. No.: **29/510,974**
- (22) Filed: **Dec. 4, 2014**
- (51) **LOC (10) Cl.** ..... **06-11**
- (52) **U.S. Cl.**  
USPC ..... **D6/582**
- (58) **Field of Classification Search**  
USPC ..... D5/1, 2, 26, 41, 45, 47, 49, 54-56, 60,  
D5/61, 63, 64; D6/582, 583, 585, 588,  
D6/589, 591, 592, 613, 615, 617,  
D6/619-621; D7/388, 550.1, 554.4, 560;  
D12/203; D25/106, 143, 159; D32/57  
CPC ..... A47G 9/06; A47G 11/00; A47G 11/003;  
A47G 27/02; A47G 27/0225; A47G 27/0237;  
A47G 27/0243; A47G 27/025; A47G 27/0256;  
A47G 27/0275; A47L 23/26; B60N 3/04;  
B60N 3/044; B60N 3/048  
See application file for complete search history.

D158,550 S *	5/1950	Breneman	.....	D6/585
D191,901 S *	12/1961	Breneman	.....	D6/585
D238,538 S *	1/1976	Smith	.....	D6/582
D354,853 S *	1/1995	Schulz	.....	D5/53
D420,808 S *	2/2000	Dwiggins et al.	.....	D5/53
D587,462 S *	3/2009	Walther et al.	.....	D5/58
D674,612 S *	1/2013	Sarbo et al.	.....	D5/53
D688,468 S *	8/2013	Sartini et al.	.....	D5/57
D703,975 S *	5/2014	Huss et al.	.....	D6/582

\* cited by examiner

*Primary Examiner* — Karen S Acker  
*Assistant Examiner* — Clare Ann Gannon  
(74) *Attorney, Agent, or Firm* — DLA Piper LLP (US)

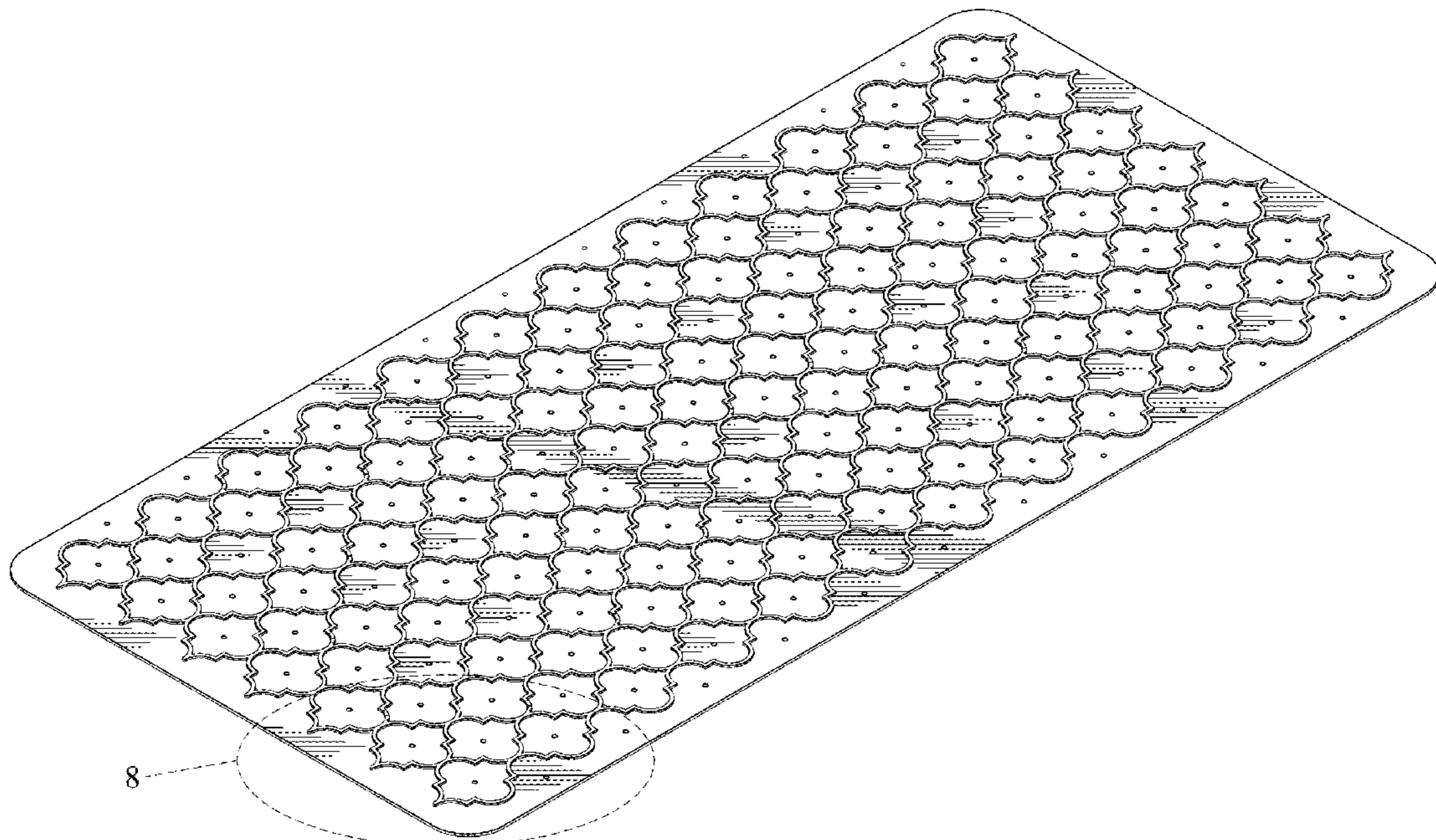
(57) **CLAIM**  
The ornamental design for a mat, as shown and described.

**DESCRIPTION**

FIG. 1 is a perspective view of mat showing my new design;  
FIG. 2 is a front elevational view thereof;  
FIG. 3 is a rear elevational view thereof;  
FIG. 4 is a left side elevational view thereof;  
FIG. 5 is a right side elevational view thereof;  
FIG. 6 is a top plan view thereof;  
FIG. 7 is a bottom plan view thereof; and,  
FIG. 8 is a detail view of the area circumscribed by broken line in FIG. 1; and,  
FIG. 9 is an enlarged detail view of the area circumscribed by broken line in FIG. 2.  
The broken lines enclosing details are not claimed.

- (56) **References Cited**  
U.S. PATENT DOCUMENTS  
D36,460 S \* 7/1903 Henry ..... D6/582  
D118,356 S \* 12/1939 Turpan ..... D5/37

**1 Claim, 9 Drawing Sheets**



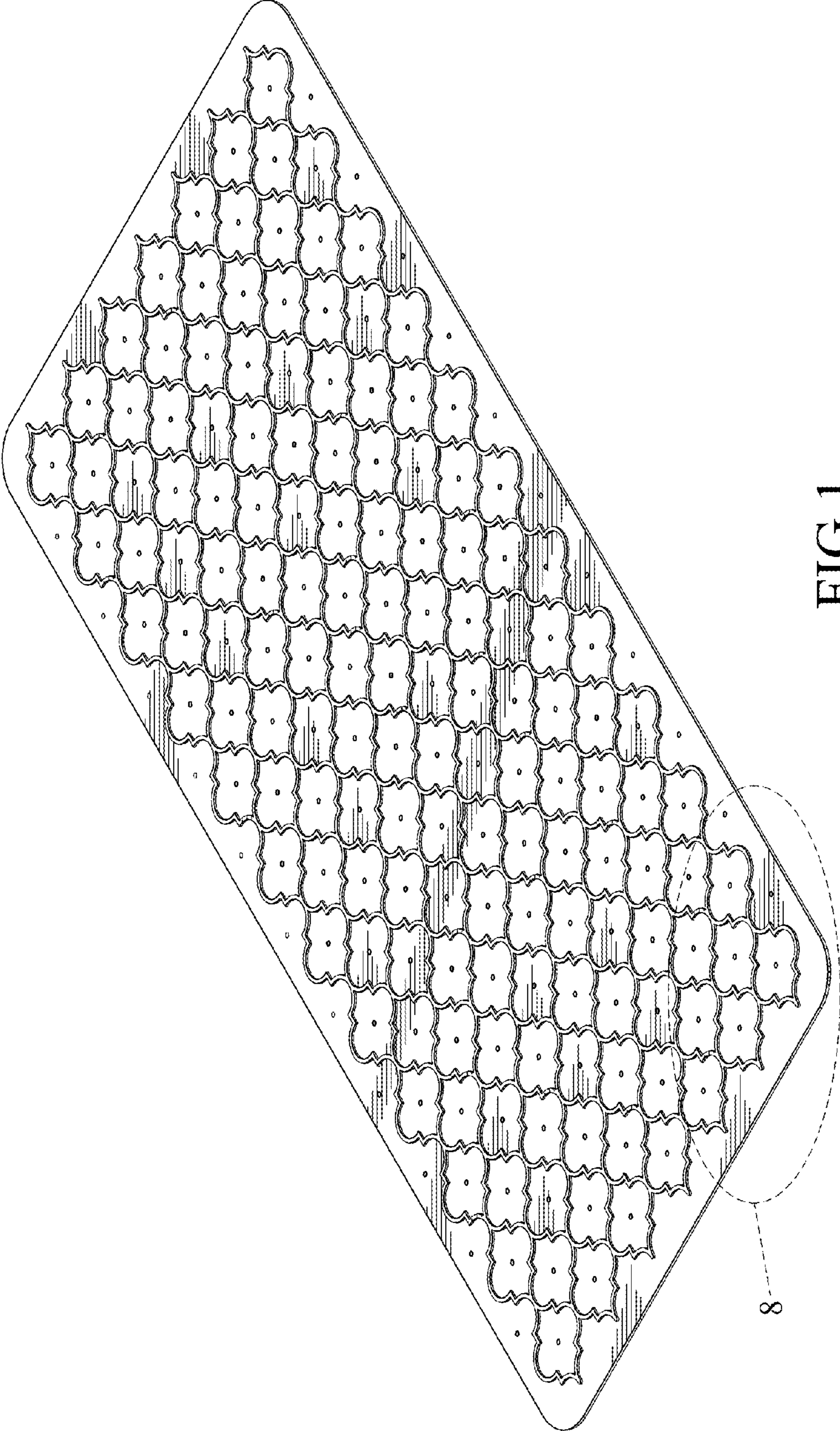


FIG. 1

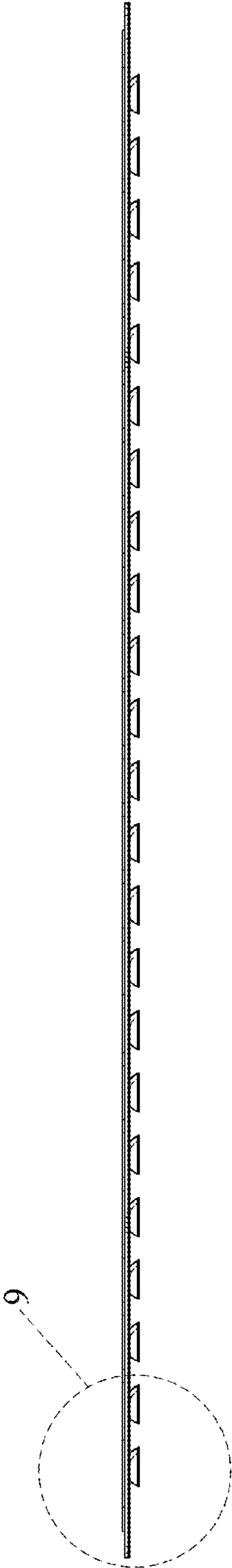


FIG.2



FIG.3



FIG.4



FIG.5




FIG.6

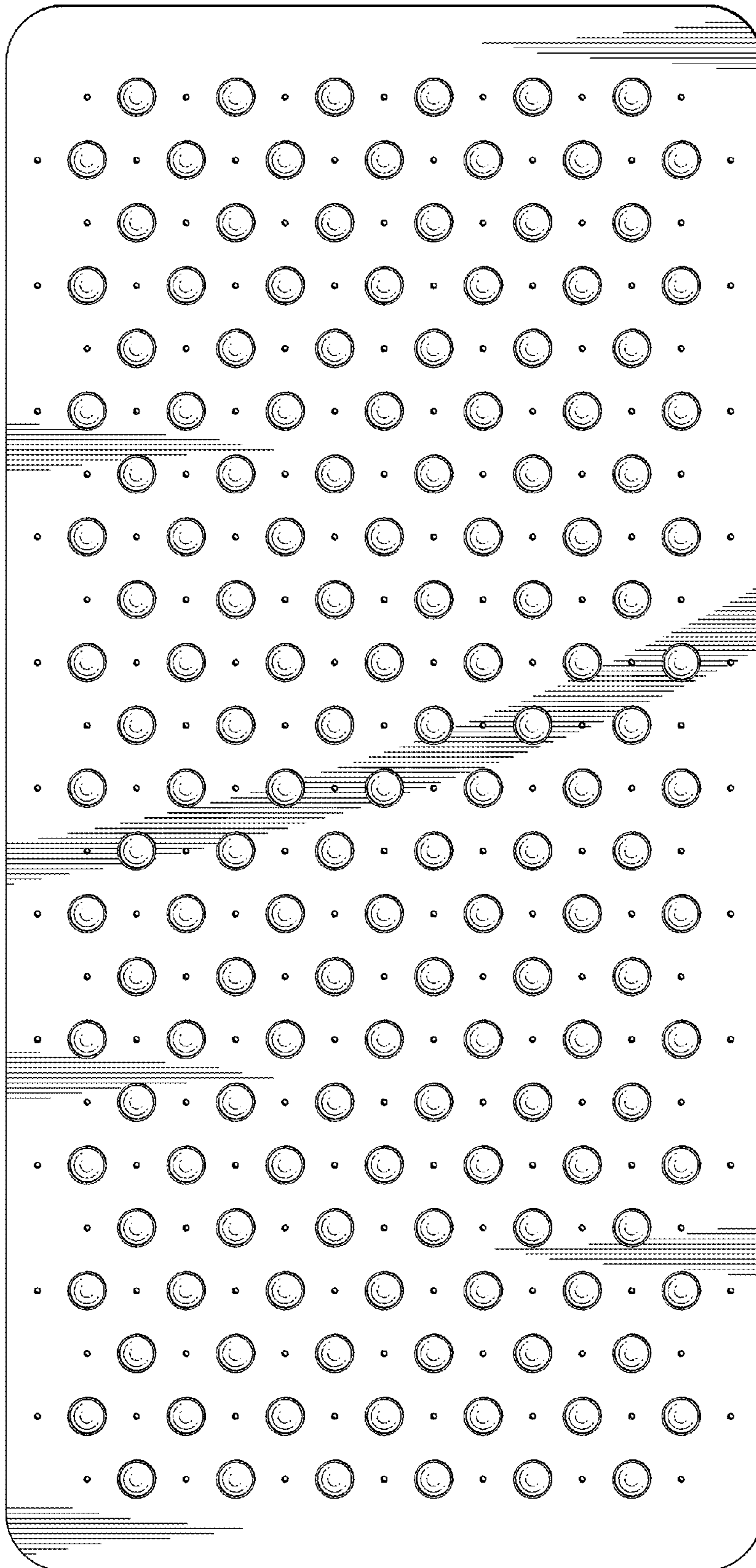


FIG. 7



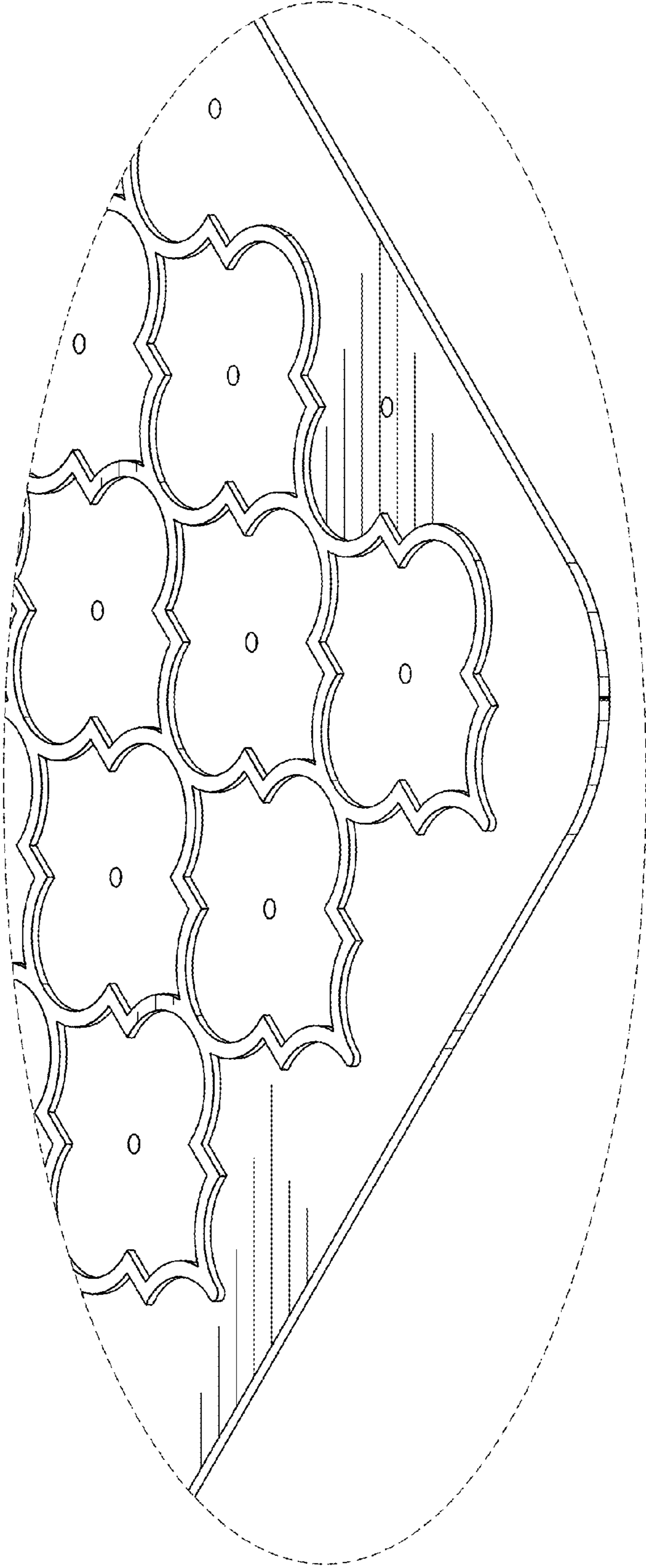


FIG. 8

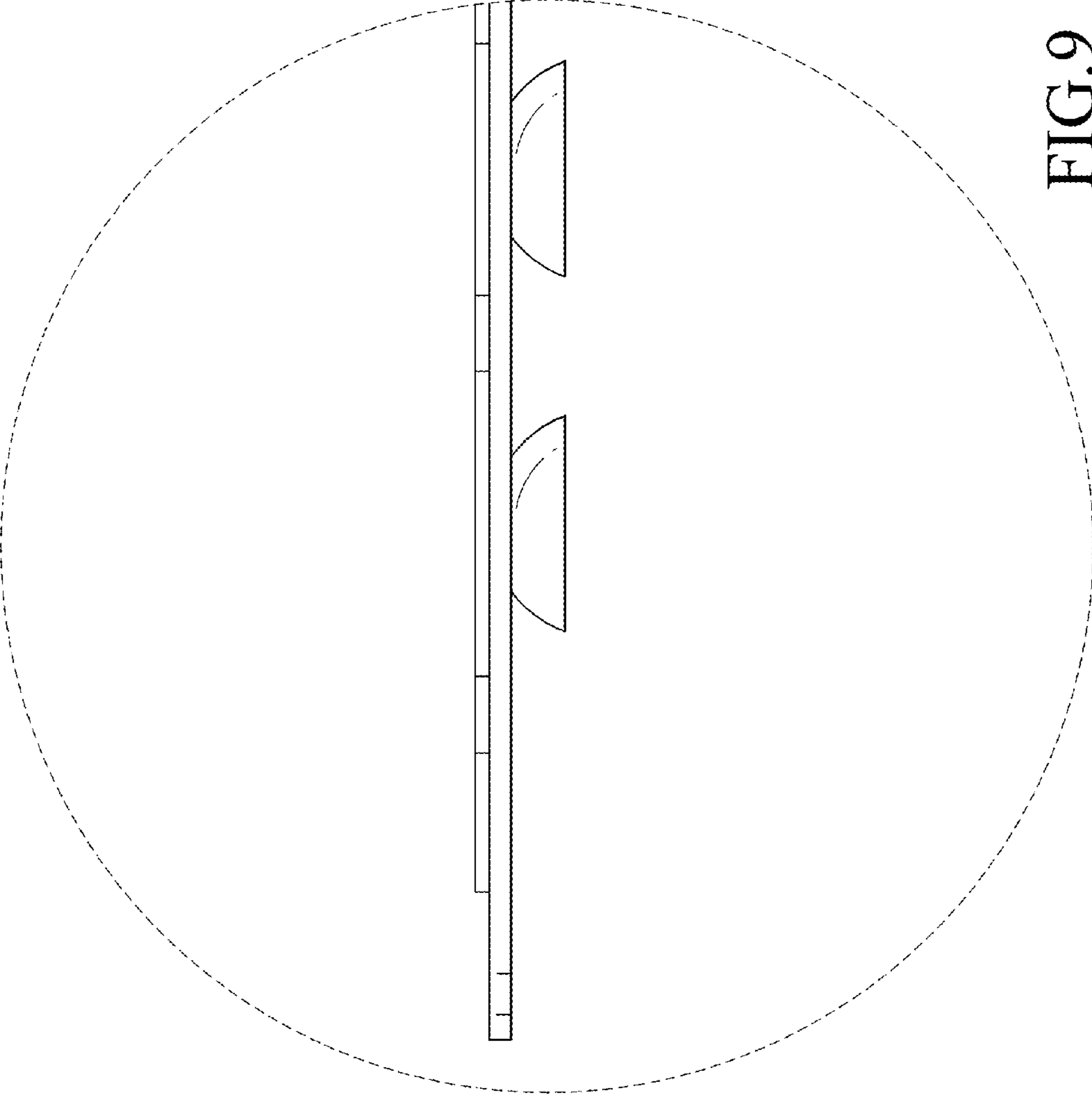


FIG. 9