

US00D751317S

(12) **United States Design Patent**
Yamada

(10) **Patent No.:** **US D751,317 S**
(45) **Date of Patent:** **** Mar. 15, 2016**

(54) **HOLDER FOR TISSUE PACKAGING CONTAINER**

(71) Applicant: **Kikuo Yamada**, Tokyo (JP)

(72) Inventor: **Kikuo Yamada**, Tokyo (JP)

(**) Term: **14 Years**

(21) Appl. No.: **29/482,640**

(22) Filed: **Feb. 20, 2014**

(30) **Foreign Application Priority Data**

Jan. 8, 2014 (JP) 2014-000167

(51) **LOC (10) Cl.** **20-02**

(52) **U.S. Cl.**
USPC **D6/518**

(58) **Field of Classification Search**
USPC D6/515, 518, 572; D34/10; 206/390,
206/397, 409, 303; 220/908, 909, 403, 404,
220/407, 741; 53/549, 567, 576; D7/354,
D7/357, 677, 359; 248/905
See application file for complete search history.

(56) **References Cited**

U.S. PATENT DOCUMENTS

D173,679	S	*	12/1954	Rushforth	D6/572
3,258,238	A	*	6/1966	Grafton	248/905
4,071,955	A		2/1978	Julius		
4,156,493	A		5/1979	Julius		
4,185,754	A		1/1980	Julius		
4,411,374	A		10/1983	Hotchkiss		
4,428,497	A		1/1984	Julius et al.		
D298,396	S	*	11/1988	Gallego	D6/518
4,840,270	A		6/1989	Caputo et al.		
4,889,376	A	*	12/1989	Nagy	220/741
D340,373	S	*	10/1993	Konkin	D6/518
D365,233	S	*	12/1995	Huculak	D6/513
5,474,199	A		12/1995	Julius et al.		
5,542,567	A		8/1996	Julius		

(Continued)

FOREIGN PATENT DOCUMENTS

AU 2004201368 A1 1/2005
CA 2408708 A1 11/2001

(Continued)

OTHER PUBLICATIONS

Sep. 24, 2015 Written Opinion issued in International Application No. PCT/JP2013/057173.

Primary Examiner — Brian N Vinson
(74) *Attorney, Agent, or Firm* — Oliff PLC

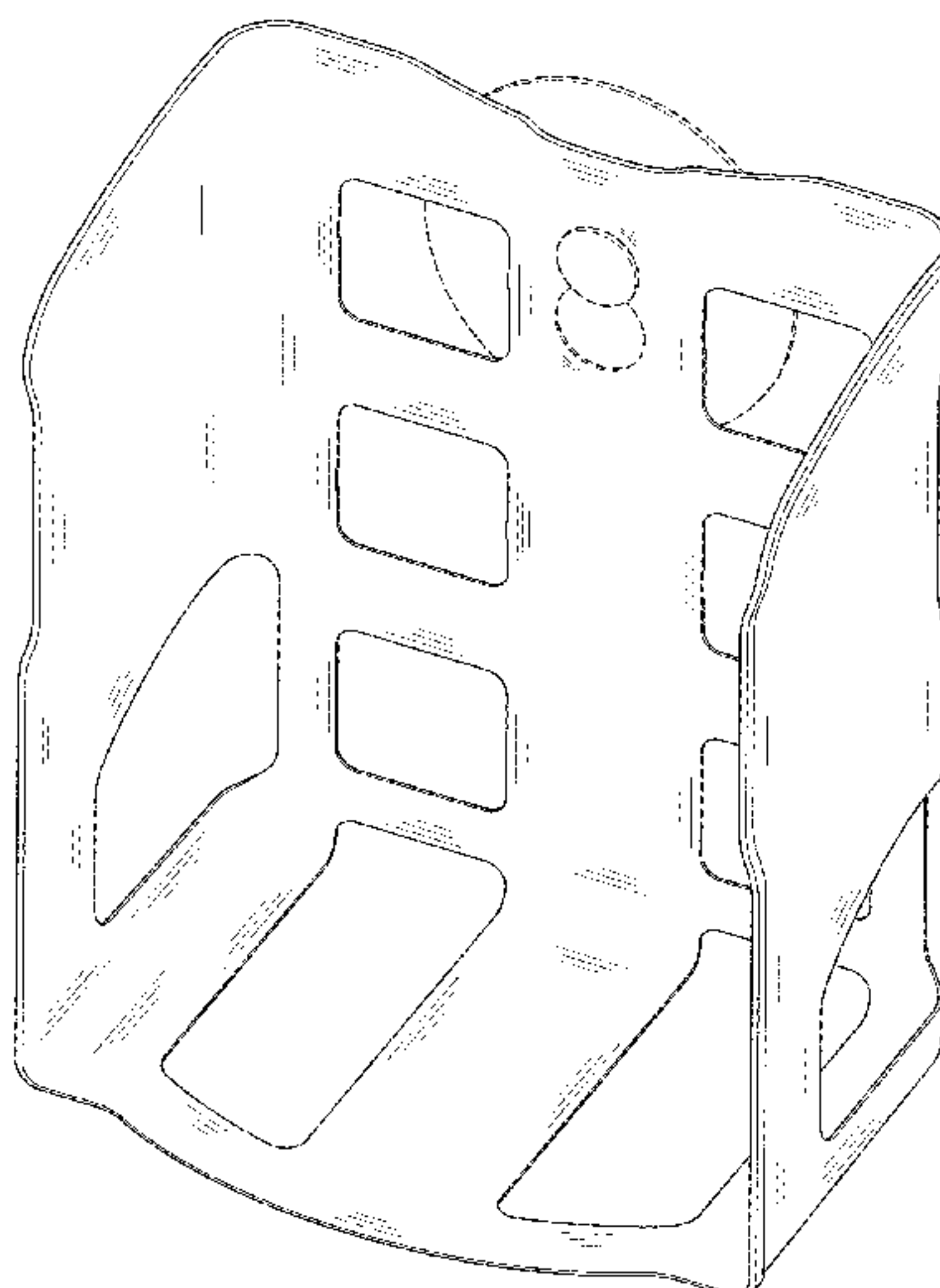
(57) **CLAIM**

The ornamental design for a holder for a tissue packaging container, as shown and described.

DESCRIPTION

FIG. 1 is a front view of a holder for a tissue packaging container showing my new design;
FIG. 2 is a rear view thereof;
FIG. 3 is a right side view thereof; the left side view being a mirror image
FIG. 4 is a top plan view thereof;
FIG. 5 is a bottom view thereof;
FIG. 6 is a sectional view taken along line 6-6 in FIG. 1;
FIG. 7 is a sectional view taken along line 7-7 in FIG. 1;
FIG. 8 is a sectional view taken along line 8-8 in FIG. 1;
FIG. 9 is a perspective view showing thereof;
FIG. 10 is a reference perspective view showing the holder for a tissue packaging container of FIG. 1 with a suction cup; and,
FIG. 11 is a reference perspective view showing the holder for a tissue packaging container of FIG. 1 with a tissue packing container fitted therein.
The broken lines depict environmental subject matter only and form no part of the claimed design.

1 Claim, 11 Drawing Sheets



(56)

References Cited

U.S. PATENT DOCUMENTS

5,542,568 A 8/1996 Julius
 5,647,506 A 7/1997 Julius
 5,667,092 A 9/1997 Julius et al.
 5,940,935 A 8/1999 Julius
 6,431,360 B1 8/2002 Julius
 6,499,626 B1 12/2002 Julius
 6,610,966 B2 8/2003 Julius
 6,669,157 B1 * 12/2003 Willin et al. D6/518
 7,140,492 B2 11/2006 Julius
 7,252,209 B2 8/2007 Julius
 7,665,629 B2 2/2010 Julius et al.
 D647,340 S * 10/2011 Stephens D6/518
 D647,742 S * 11/2011 Pourian D6/515
 D704,951 S * 5/2014 Coleman D6/518
 D719,373 S * 12/2014 Hawry et al. D6/518
 2003/0024919 A1 2/2003 Julius
 2004/0035738 A1 2/2004 Julius
 2004/0099681 A1 5/2004 Julius
 2005/0150785 A1 7/2005 Julius et al.
 2005/0194395 A1 9/2005 Julius
 2008/0061073 A1 3/2008 Laroche
 2008/0064278 A1 3/2008 Oaroche
 2008/0214977 A1 9/2008 Julius

FOREIGN PATENT DOCUMENTS

CA 2461057 A1 1/2005
 DE 1554562 A1 6/1970

DE 602004010576 T2 12/2008
 DE 202013004191 U1 7/2013
 DK 1495705 T3 3/2008
 EP 1282568 A1 2/2003
 EP 1495705 A2 1/2005
 JP S61-61464 U 4/1986
 JP H04-358641 A 12/1992
 JP H06-199373 A 7/1994
 JP H07-46553 B2 5/1995
 JP H07-150178 A 6/1995
 JP H08-143071 A 6/1996
 JP H09-156676 A 6/1997
 JP S03-038912 U 6/1997
 JP H09-226861 A 9/1997
 JP H11-227853 A 8/1999
 JP 2000-109146 A 4/2000
 JP 2000-142842 A 5/2000
 JP 2003-160139 A 6/2003
 JP 2003-534211 A 11/2003
 JP 2004-210327 A 7/2004
 JP 2005-035671 A 2/2005
 JP 2010-116200 A 5/2010
 JP H04-700885 B2 6/2011
 JP 2013-018544 A 1/2013
 JP 2013-049456 A 3/2013
 MX PA04002678 A 1/2005
 PT 1495705 E 1/2008
 SI 1495705 T1 4/2008
 WO 20011089960 A1 11/2001

* cited by examiner

Fig. 1

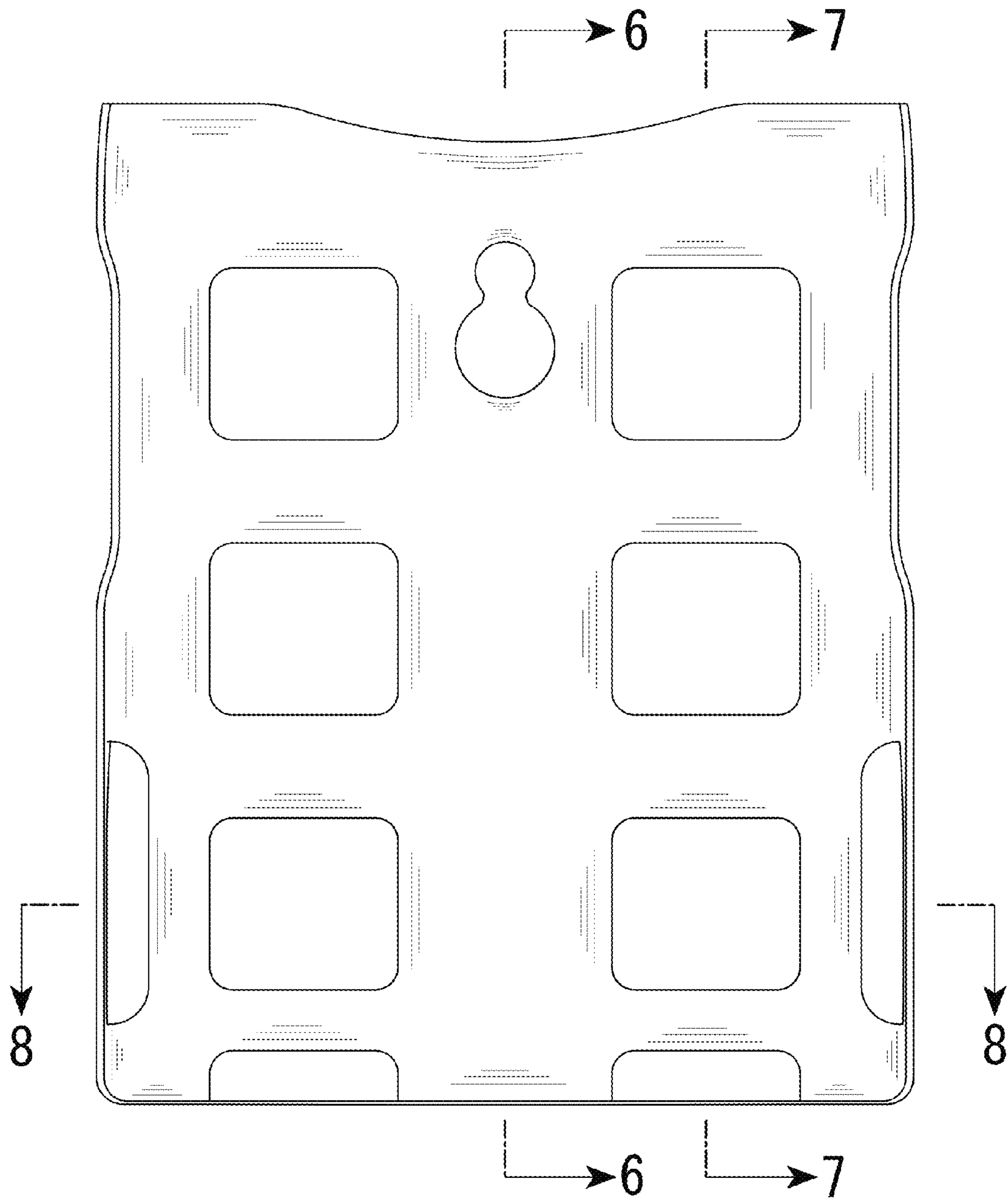


Fig. 2

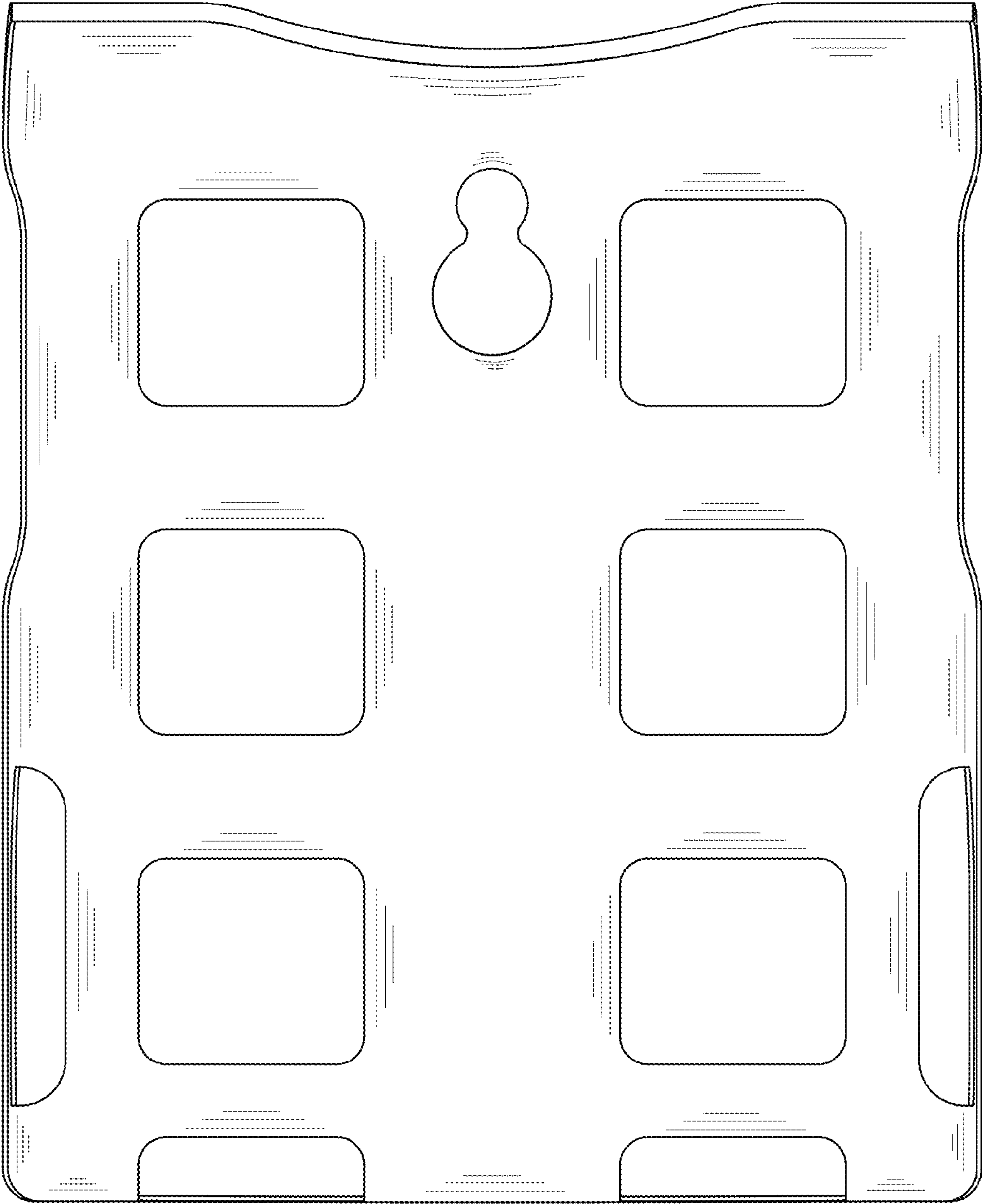


Fig. 3




Fig. 4

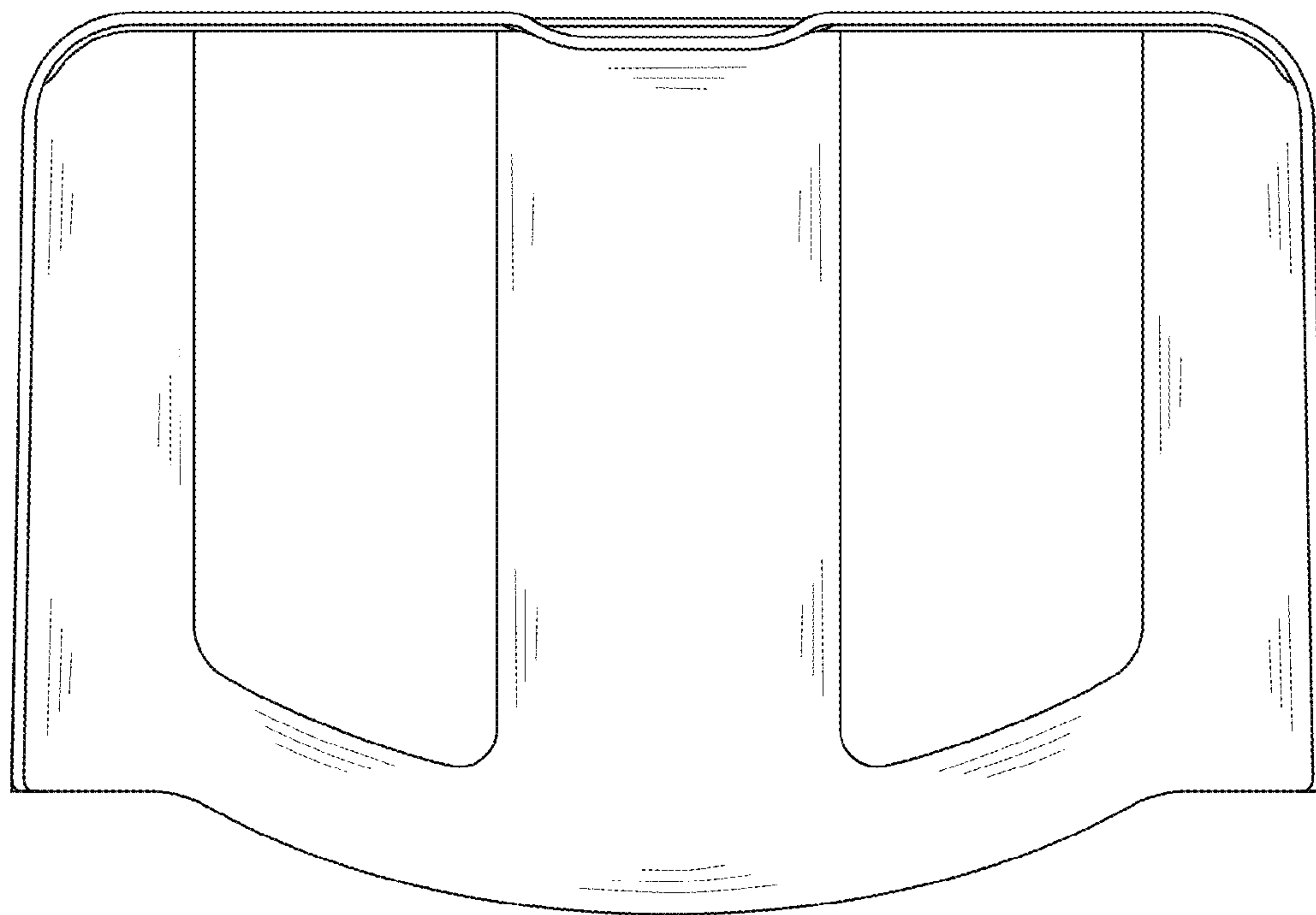


Fig. 5




Fig. 6




Fig. 7




Fig. 8

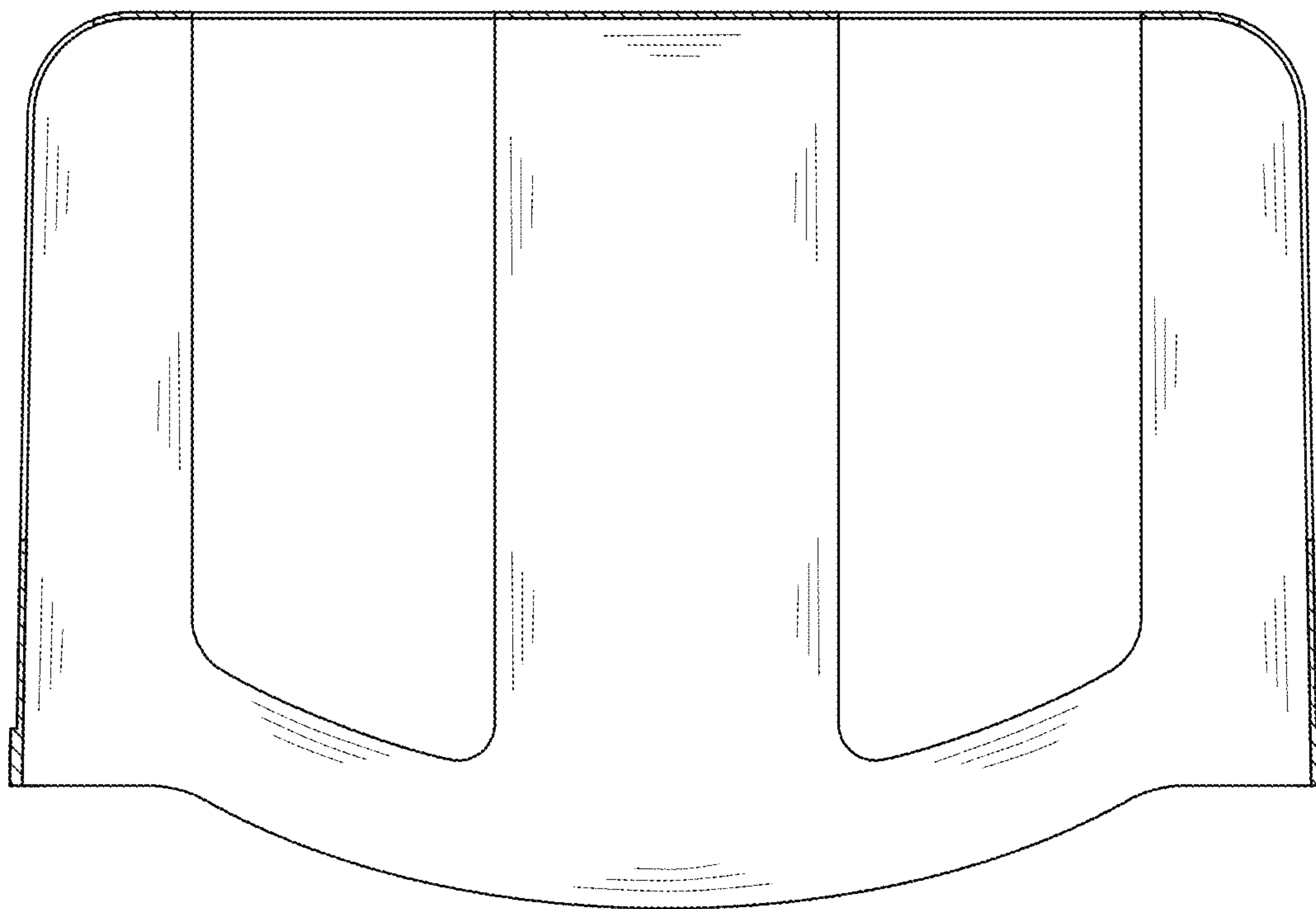


Fig. 9

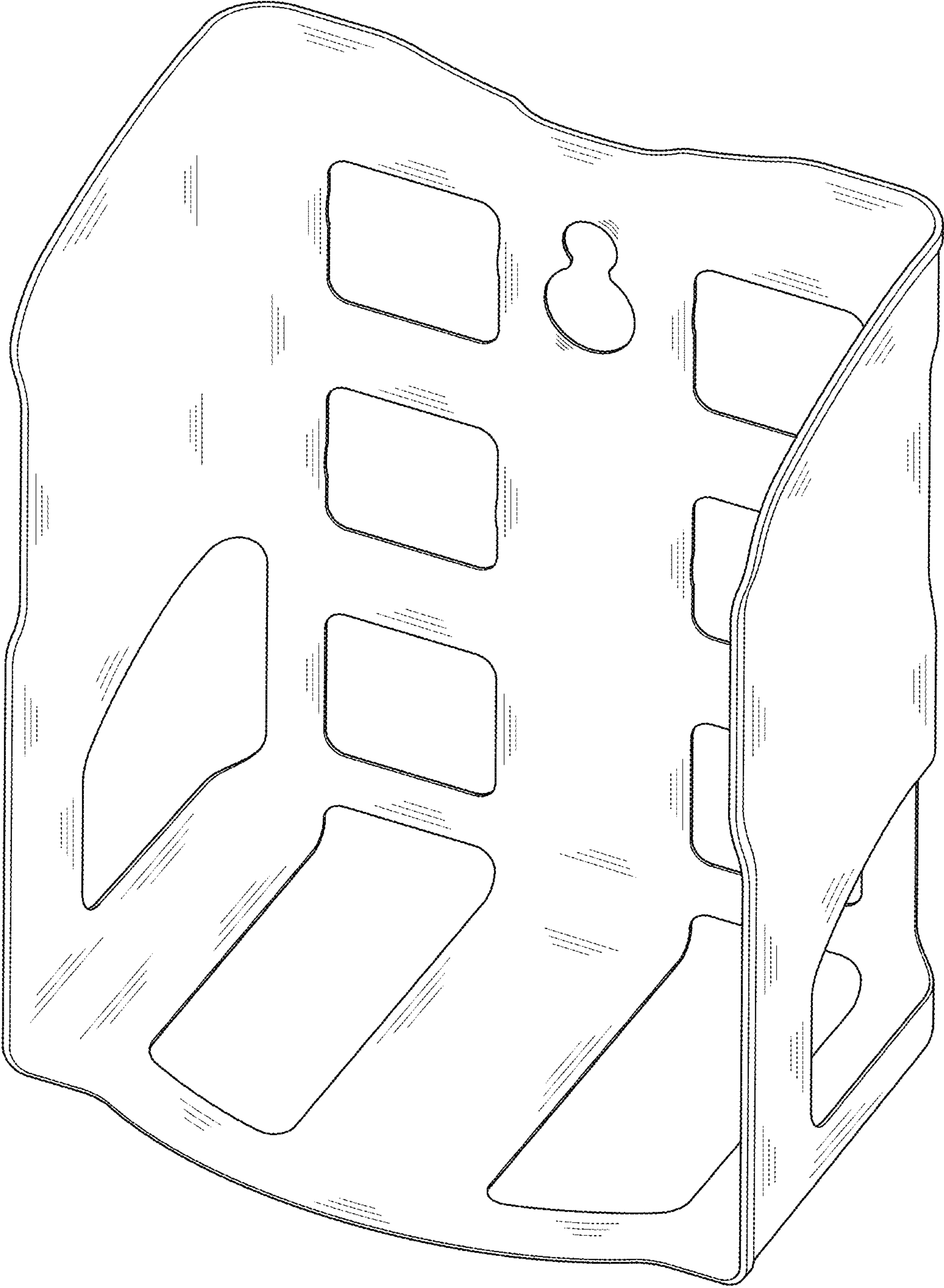


Fig. 10

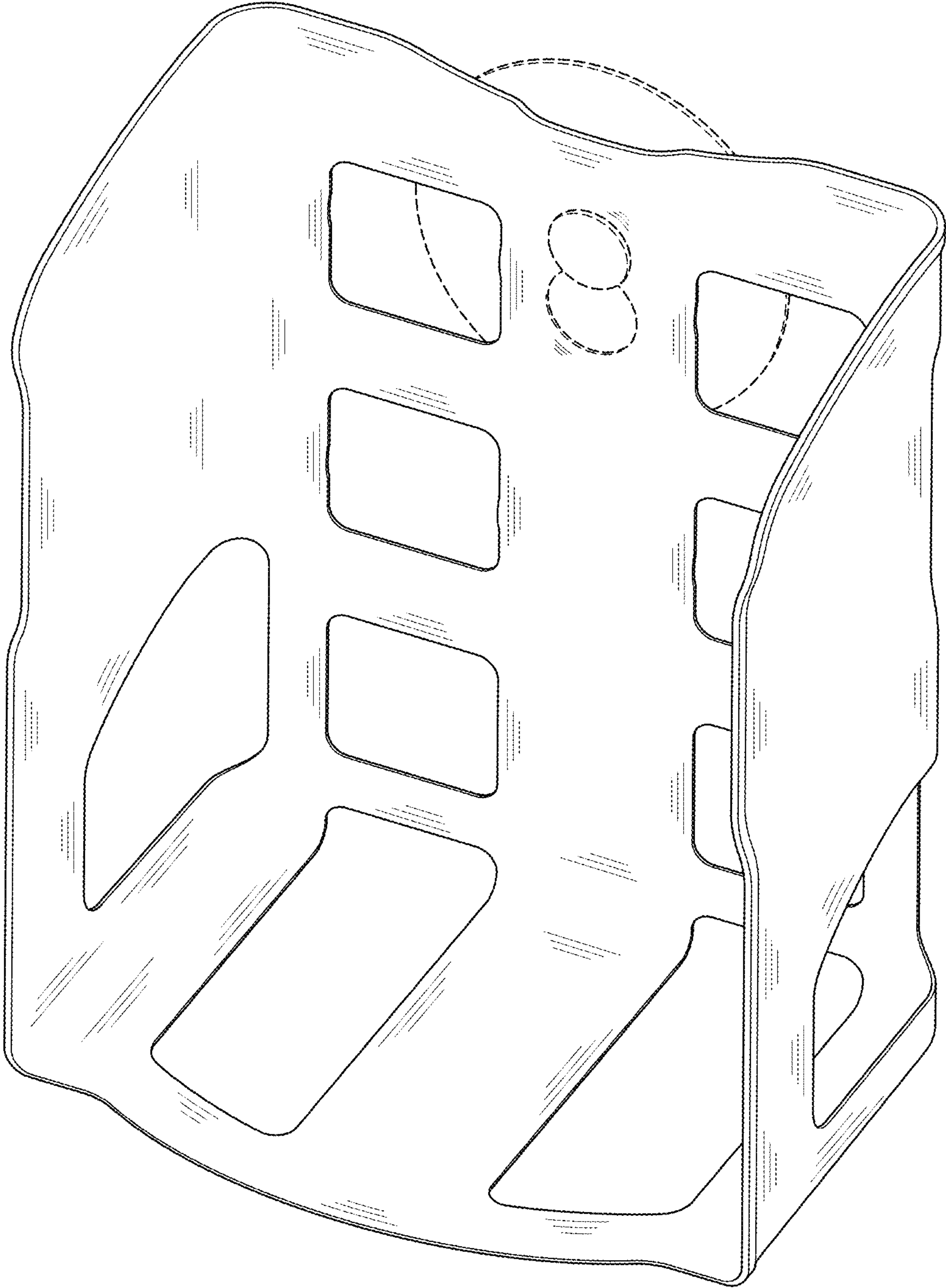


Fig. 11

