



US00D751312S

(12) **United States Design Patent**  
**Parker et al.**

(10) **Patent No.:** **US D751,312 S**  
(45) **Date of Patent:** **\*\* Mar. 15, 2016**

(54) **CHAIR**

FOREIGN PATENT DOCUMENTS

(71) Applicant: **FORMWAY FURNITURE LIMITED**,  
Lower Hutt, Wellington (NZ)

AU 348590 5/2013  
AU 348591 5/2013

(Continued)

(72) Inventors: **Kent Wallace Parker**, Lower Hutt (NZ);  
**Mark Rundle Pennington**, Wellington  
(NZ); **Paul James Stevenson**,  
Wellington (NZ)

OTHER PUBLICATIONS

Auckland chair—Cassina, [http://www.cassina.com/portal/page/portal/new/webpages/cassina/catalogue/product?p\\_code:CS\\_277%3bis\\_finder\\_result:0&lang=en](http://www.cassina.com/portal/page/portal/new/webpages/cassina/catalogue/product?p_code:CS_277%3bis_finder_result:0&lang=en), published at least as early as Oct. 3, 2012.

(73) Assignee: **Formway Furniture Limite**, Lower  
Hutt (NZ)

*Primary Examiner* — Mimosa De

(74) *Attorney, Agent, or Firm* — Workman Nydegger

(\*\*) Term: **14 Years**

(57) **CLAIM**

The ornamental design for a chair, as shown and described.

(21) Appl. No.: **29/488,017**

**DESCRIPTION**

(22) Filed: **Apr. 15, 2014**

(30) **Foreign Application Priority Data**

Oct. 17, 2013 (NZ) ..... 418157

(51) **LOC (10) Cl.** ..... **06-01**

(52) **U.S. Cl.**  
USPC ..... **D6/366**

(58) **Field of Classification Search**  
USPC ..... D6/334–336, 364, 365, 366, 374, 375,  
D6/716, 716.1, 716.2, 716.4

CPC ..... A47C 7/18; A47C 7/20; A47C 7/24;  
A47C 4/028; B60N 2/70

See application file for complete search history.

FIG. 1 is a front perspective view of a chair showing our new design with the back portion upright;  
FIG. 2 is a front perspective view thereof with the back portion reclined;  
FIG. 3 is a front and left side perspective view thereof with the back portion upright;  
FIG. 4 is a rear perspective view thereof with the back portion upright;  
FIG. 5 is a left side perspective view thereof with the back portion upright;  
FIG. 6 is a right side perspective view thereof with the back portion partially reclined;  
FIG. 7 is a front perspective view thereof with the back portion upright;  
FIG. 8 is a rear perspective view thereof with the back portion upright;  
FIG. 9 is a rear perspective view thereof with the back portion reclined;  
FIG. 10 is a top perspective view thereof with the back portion upright;  
FIG. 11 is a detailed front and right side perspective view thereof; and,  
FIG. 12 is a detailed front and left side perspective view thereof.

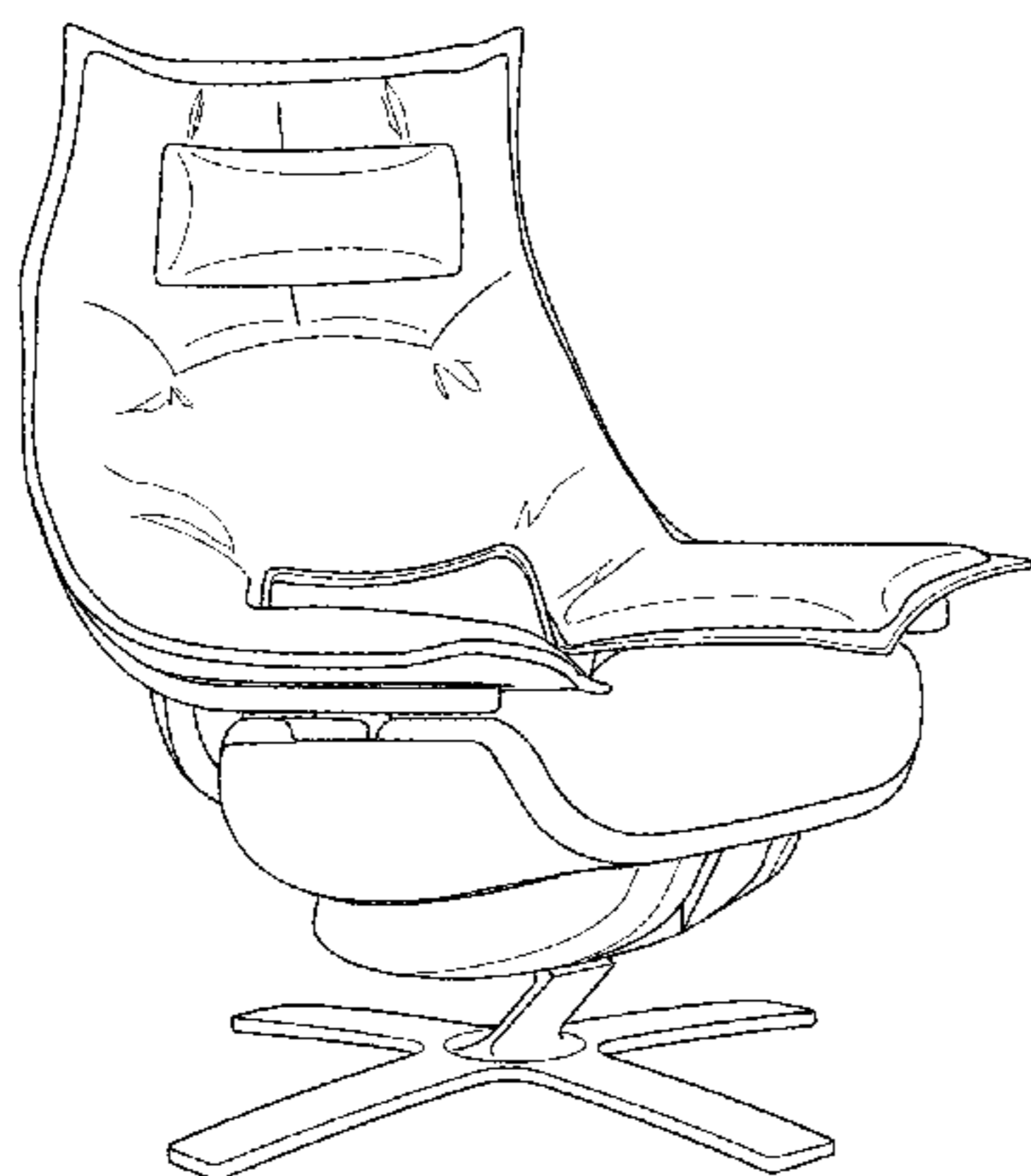
(56) **References Cited**

U.S. PATENT DOCUMENTS

D195,401 S 6/1963 Johnson  
D196,234 S 9/1963 Johnson  
D196,429 S 10/1963 Johnson

(Continued)

**1 Claim, 12 Drawing Sheets**



(56)

References Cited

U.S. PATENT DOCUMENTS

D240,348 S \* 6/1976 Schoblom ..... D6/366  
D241,791 S \* 10/1976 Tillberg ..... D6/366  
D280,786 S \* 10/1985 Platner ..... D6/366  
D316,936 S \* 5/1991 Ekornes ..... D6/365  
6,827,401 B2 12/2004 Marshall et al.  
D546,085 S 7/2007 Ritch et al.  
7,325,873 B2 2/2008 Stewart et al.  
D568,617 S 5/2008 Jehs et al.  
7,396,080 B2 7/2008 Suhr et al.  
D584,521 S 1/2009 Massaud  
D584,901 S 1/2009 Massaud  
D601,828 S \* 10/2009 Wold ..... D6/716

D609,037 S 2/2010 Miller et al.  
7,726,730 B2 6/2010 Peter et al.  
D654,713 S 2/2012 Lloyd et al.  
D666,030 S \* 8/2012 Kvello ..... D6/716  
D666,031 S \* 8/2012 Wold ..... D6/716  
D683,551 S 6/2013 Wu  
D683,979 S 6/2013 Miller et al.  
D697,731 S 1/2014 Parker et al.  
2011/0089730 A1 4/2011 Higgs

FOREIGN PATENT DOCUMENTS

EP 1 880 639 1/2008  
WO 2013/051951 A1 4/2013

\* cited by examiner



**FIGURE 1**



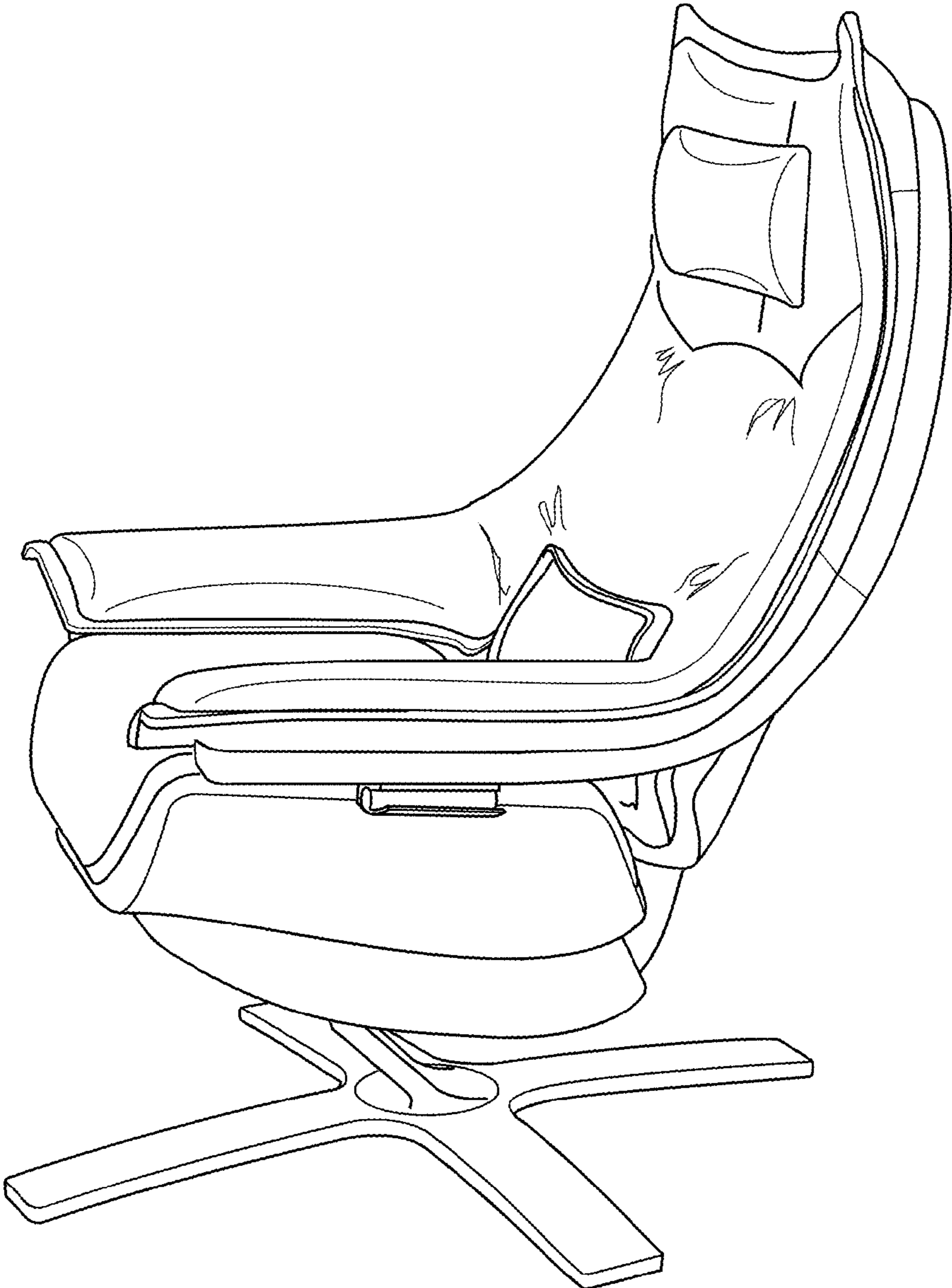
**FIGURE 2**



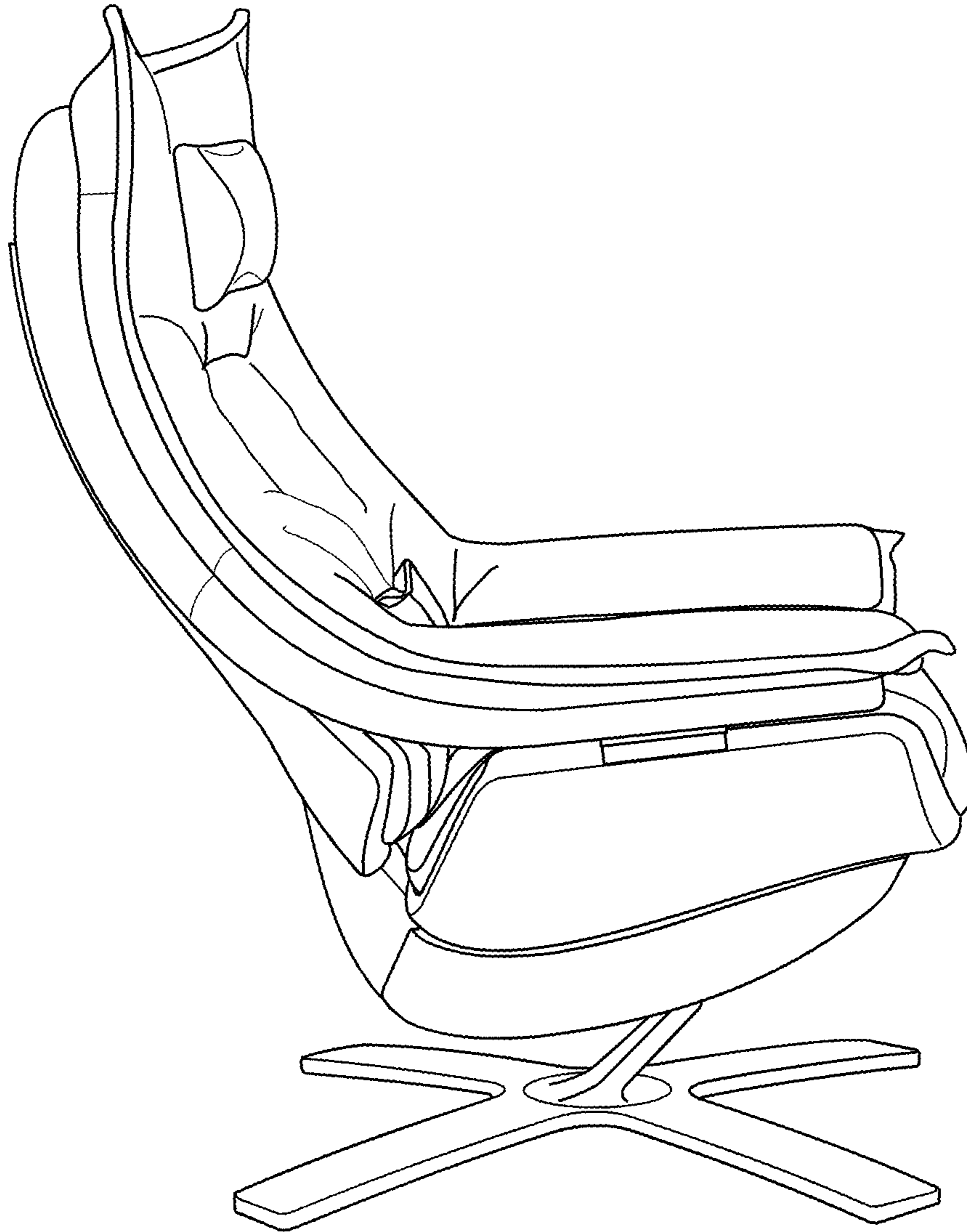
**FIGURE 3**



**FIGURE 4**

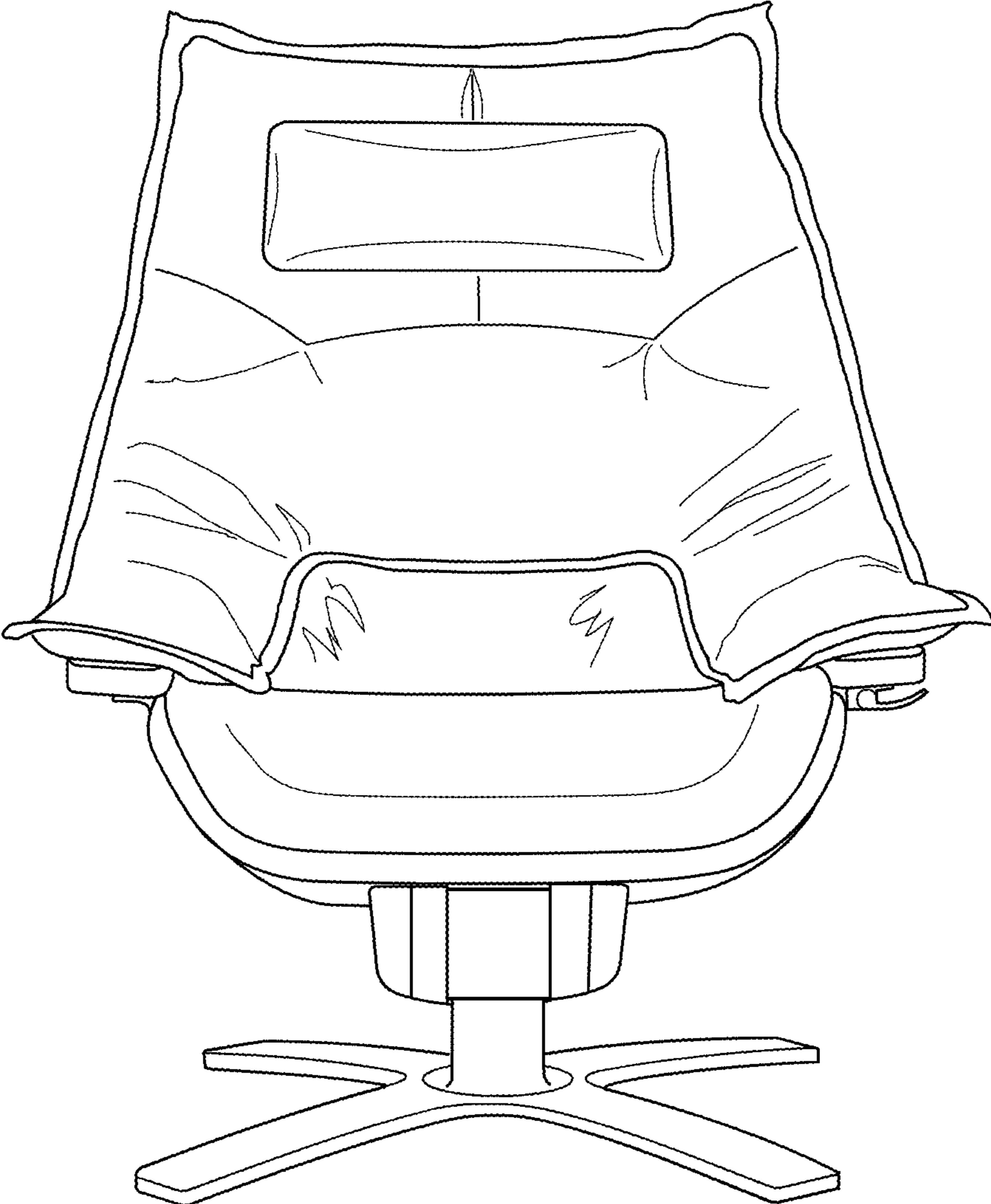


**FIGURE 5**

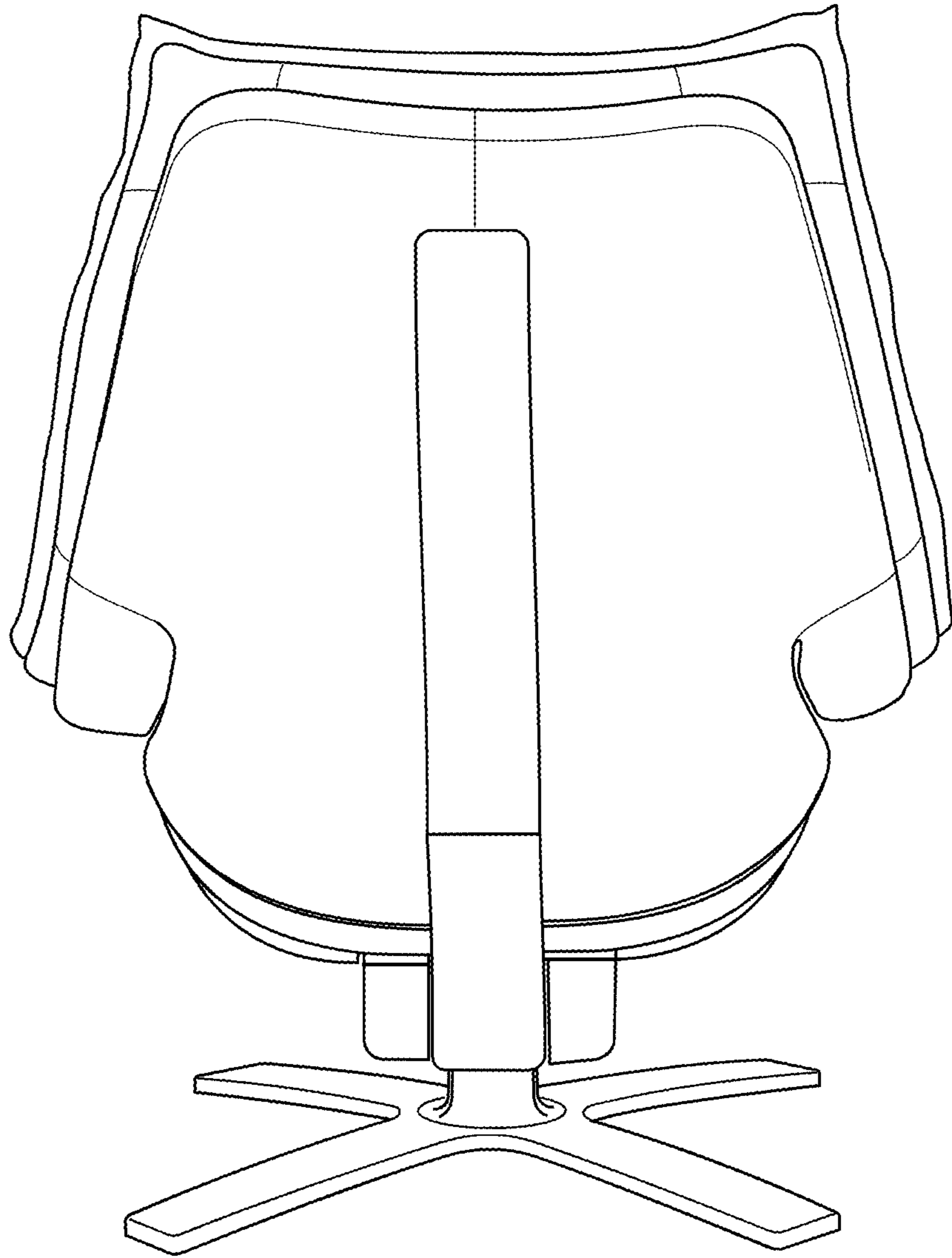


**FIGURE 6**

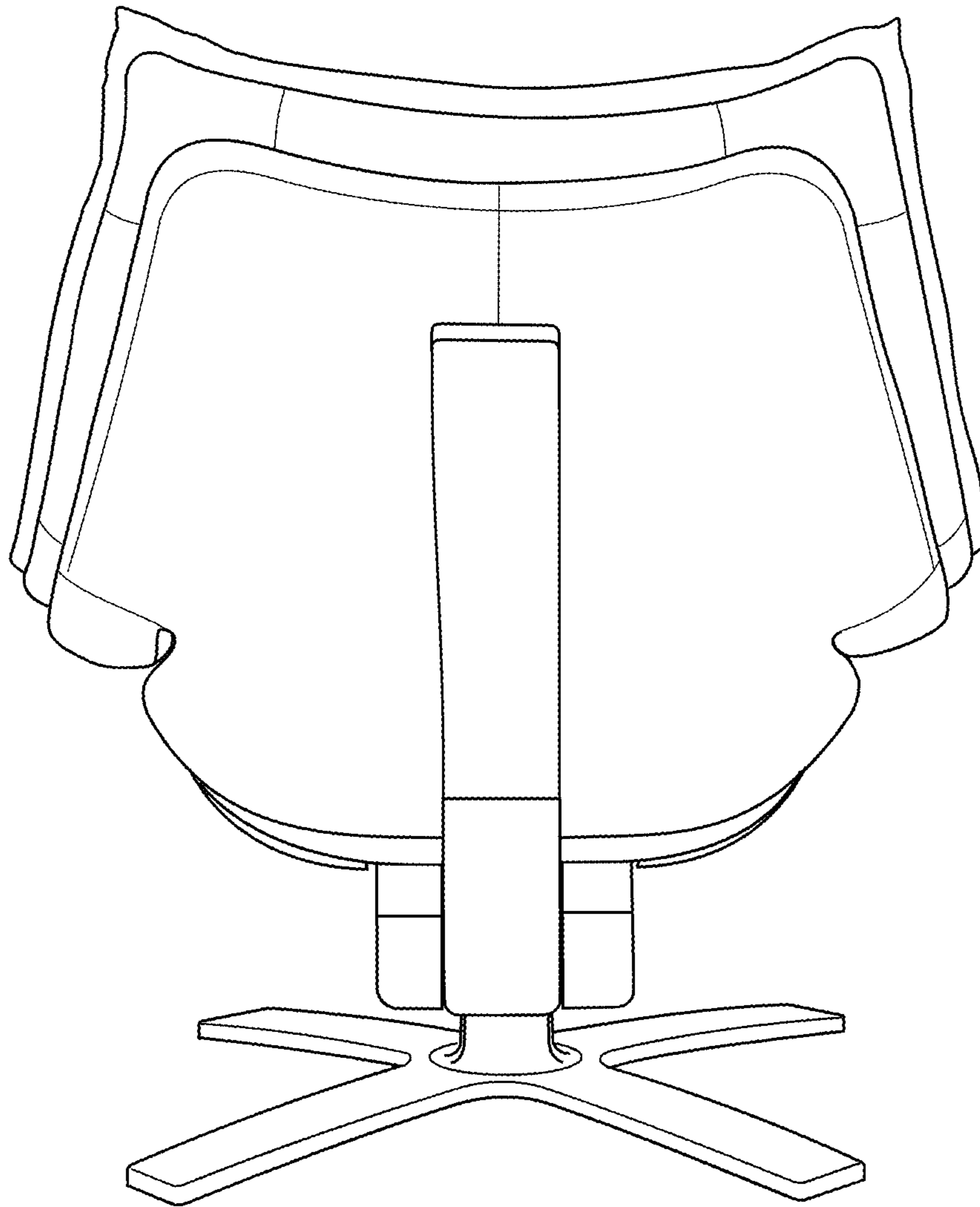




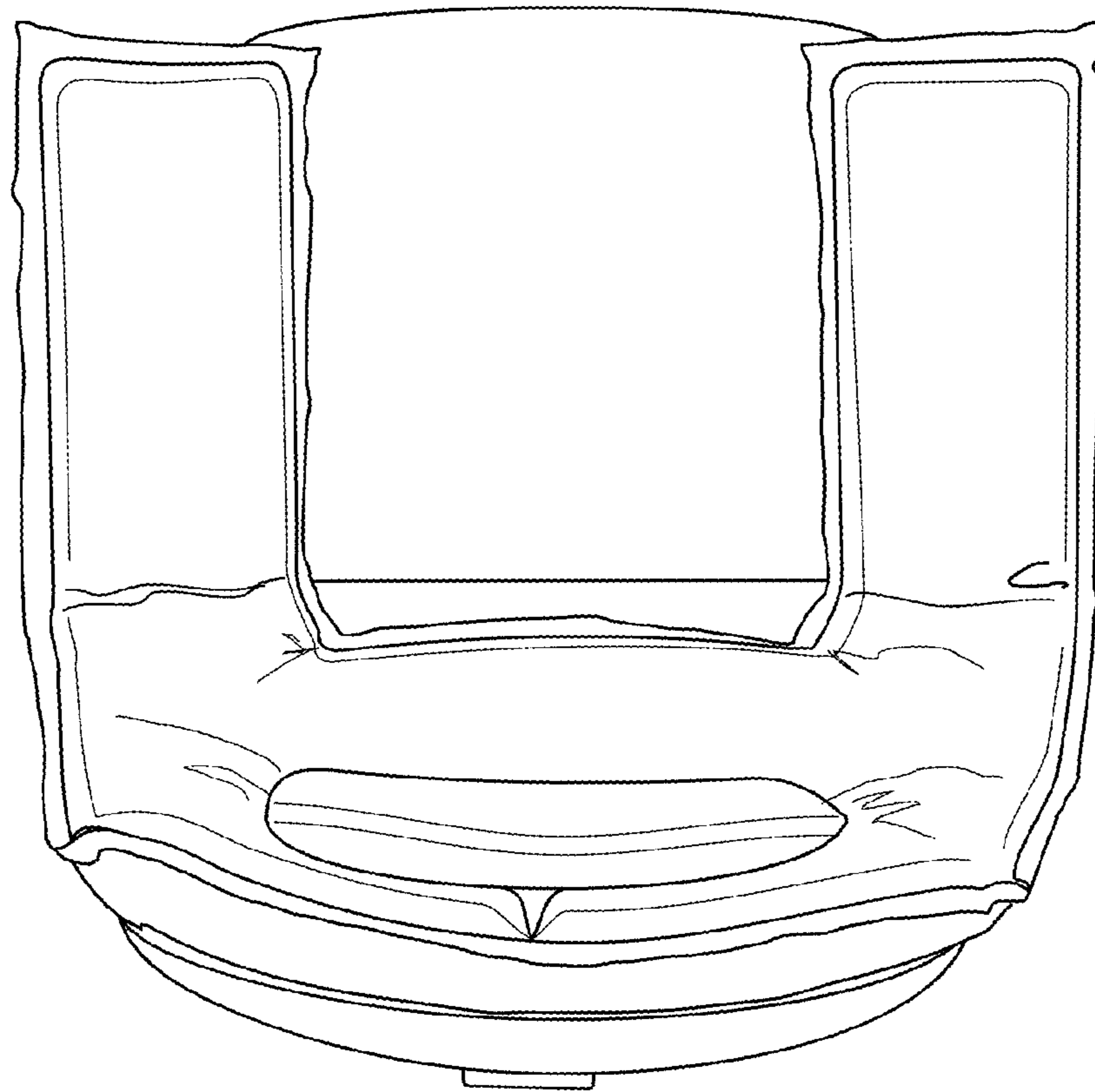
**FIGURE 7**



**FIGURE 8**



**FIGURE 9**



**FIGURE 10**

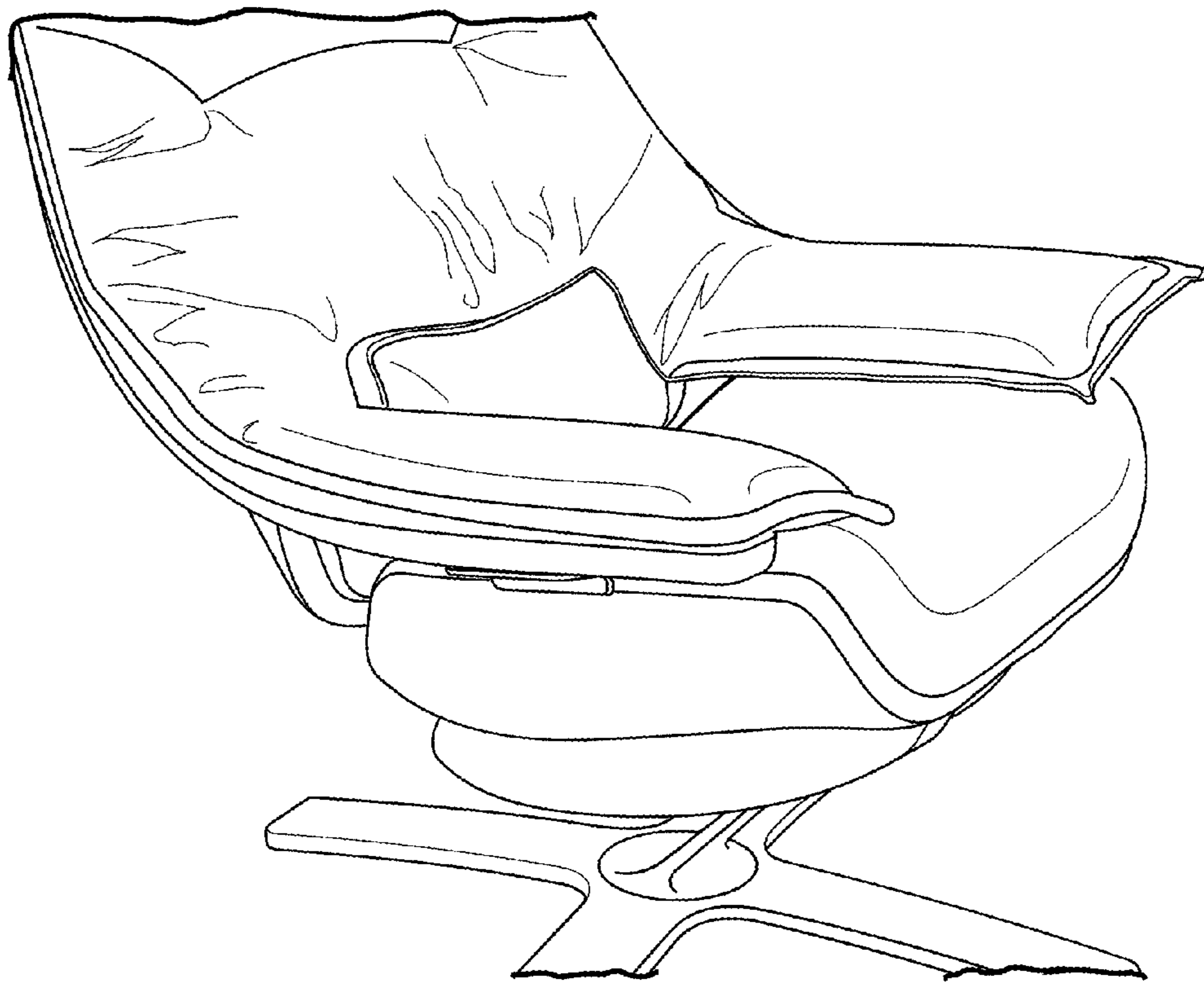


FIGURE 11

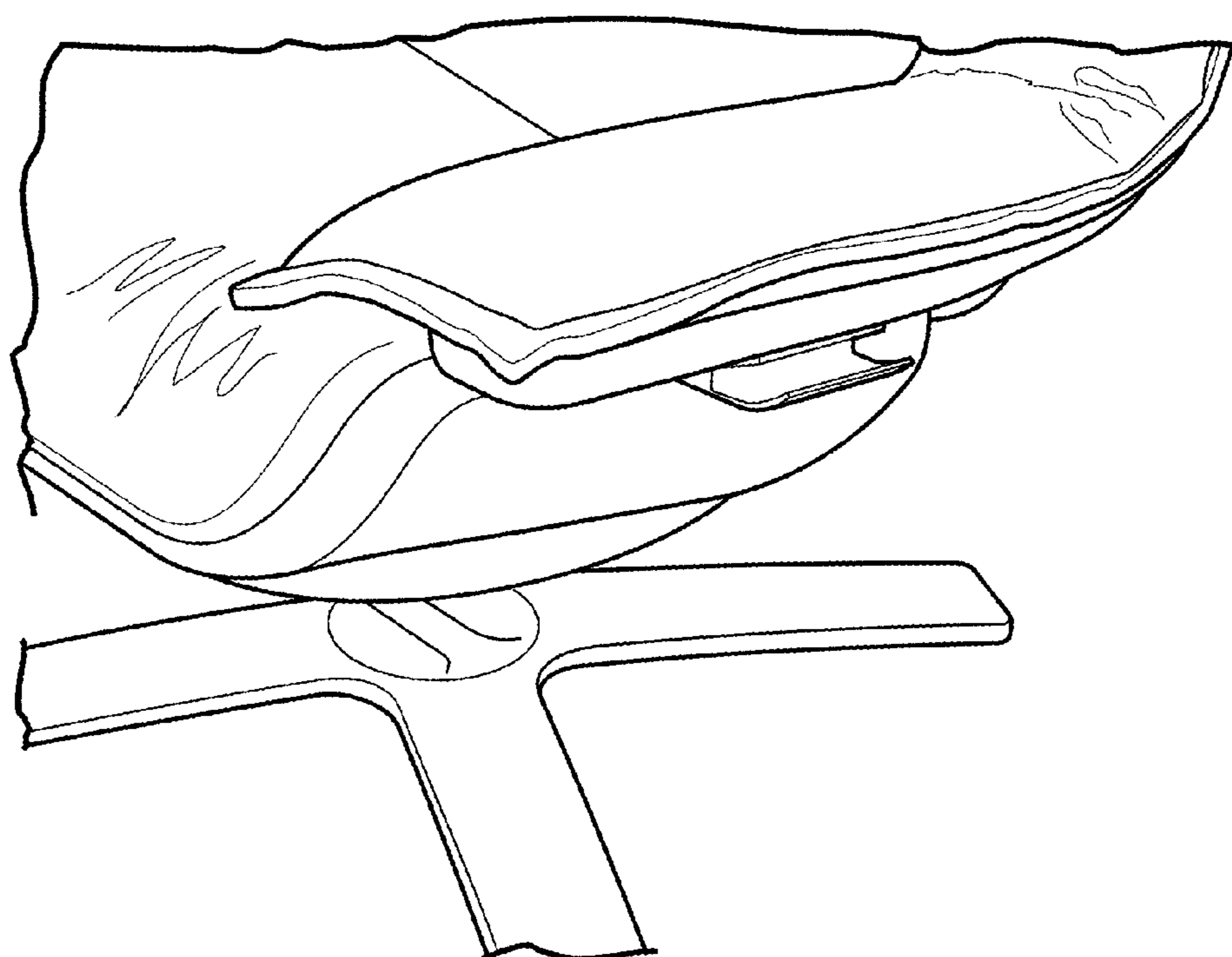


FIGURE 12

UNITED STATES PATENT AND TRADEMARK OFFICE  
**CERTIFICATE OF CORRECTION**

PATENT NO. : D751,312 S  
APPLICATION NO. : 29/488017  
DATED : March 15, 2016  
INVENTOR(S) : Parker et al.

Page 1 of 1

It is certified that error appears in the above-identified patent and that said Letters Patent is hereby corrected as shown below:

Title Page

Item (73), Assignee, change "Formway Furniture Limite" to --Formway Furniture Limited--

Signed and Sealed this  
Twenty-eighth Day of June, 2016



Michelle K. Lee  
*Director of the United States Patent and Trademark Office*