



US00D751297S

(12) **United States Design Patent**  
**Borovicka et al.**

(10) **Patent No.:** **US D751,297 S**  
(45) **Date of Patent:** **\*\* Mar. 15, 2016**

(54) **GRILL BRUSH**

(71) Applicant: **Charcoal Companion Incorporated,**  
Berkeley, CA (US)

(72) Inventors: **Cory Thomas Borovicka,** Oakland, CA  
(US); **Charles Adams,** Berkeley, CA  
(US)

(73) Assignee: **Charcoal Companion Incorporated,**  
Berkeley, CA (US)

(\*\*) Term: **14 Years**

(21) Appl. No.: **29/468,382**

(22) Filed: **Sep. 30, 2013**

(51) **LOC (10) Cl.** ..... **04-01**

(52) **U.S. Cl.**  
USPC ..... **D4/119; D4/131**

(58) **Field of Classification Search**  
USPC ..... D4/119, 129, 131; D32/51, 52; 15/27,  
15/106, 143.1, 159.1, 160, 164, 206  
CPC ..... A46B 3/00; A46B 3/18; A46B 5/0004;  
A46B 5/0012; A46B 5/02; A46B 5/021;  
A46B 2200/00; A46B 2200/30; A46B  
2200/3006; A46B 2200/3033; A46B  
2200/304; A46B 2200/3073; A46B 2200/3093  
See application file for complete search history.

(56) **References Cited**

**U.S. PATENT DOCUMENTS**

166,789 A \* 8/1875 Leiner ..... A46B 3/18  
15/206  
201,688 A \* 3/1878 Leiner ..... A46B 3/18  
15/206  
1,603,560 A \* 10/1926 Skinner ..... A46B 7/10  
15/206  
1,930,571 A \* 10/1933 Traxl ..... A46B 9/026  
15/167.1

5,253,386 A 10/1993 LaLonde  
D589,705 S \* 4/2009 Zemel ..... D4/118  
D699,444 S \* 2/2014 Yu ..... D4/119  
2005/0145262 A1 7/2005 Dunton et al.  
2005/0150510 A1 7/2005 Chant  
2006/0225760 A1 10/2006 Kearney  
2008/0047086 A1 2/2008 Gunjian

**FOREIGN PATENT DOCUMENTS**

EP 0498264 A1 \* 8/1992  
WO WO 2010015532 A1 \* 2/2010 ..... A46B 7/04

\* cited by examiner

*Primary Examiner* — Melanie H Tung

*Assistant Examiner* — Lavone D Tabor

(74) *Attorney, Agent, or Firm* — Beeson Skinner Beverly,  
LLP

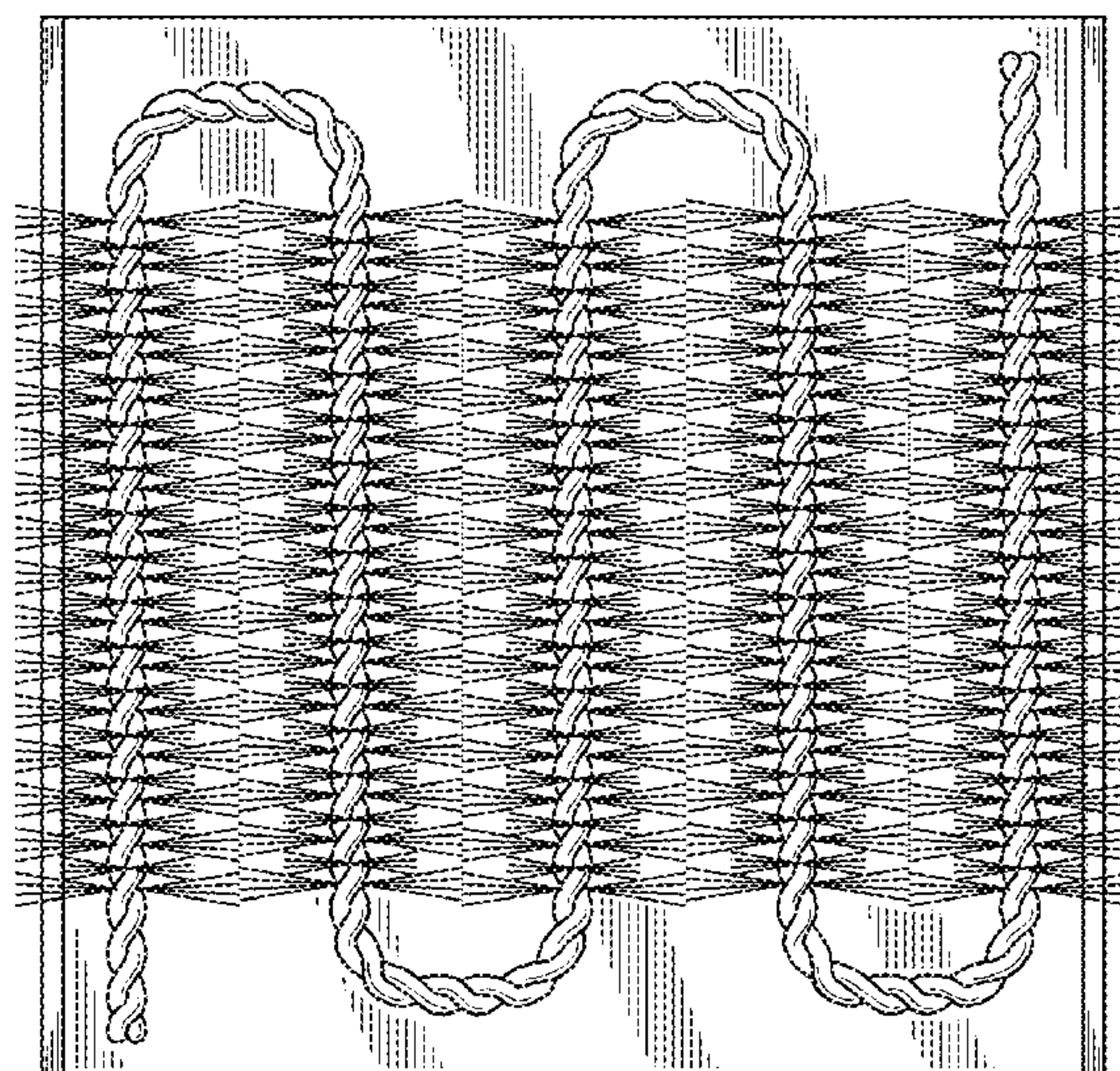
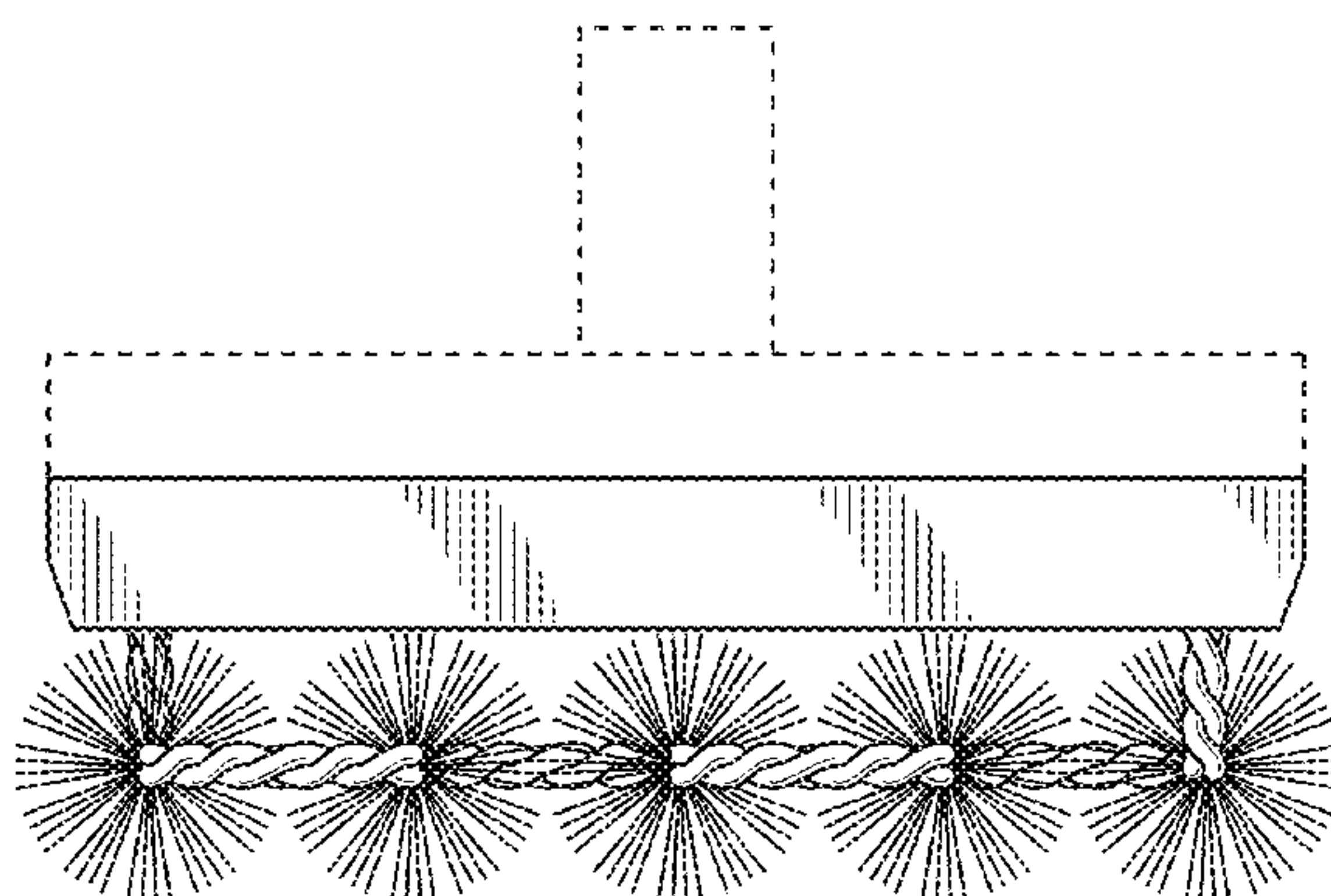
(57) **CLAIM**

The ornamental design for a grill brush, as shown and  
described.

**DESCRIPTION**

FIG. 1 is a right side elevational view of a grill brush showing  
our new design, the left side being a mirror image;  
FIG. 2 is a front elevational view thereof, the rear end being a  
mirror image;  
FIG. 3 is a bottom plan view thereof; and,  
FIG. 4 is a top plan view thereof.  
The broken lines shown in FIGS. 1 and 2 represent a handle  
portion of the grill brush that forms no part of the claimed  
design. The broken lines in FIG. 4 represent the boundary of  
the design and form no part of the claimed design. The bristles  
are partially shown for ease of illustration in FIGS. 2-4, it  
being understood that each set of bristle groups extends radi-  
ally from the twisted support as shown by the bristle groups in  
FIG. 1.

**1 Claim, 2 Drawing Sheets**





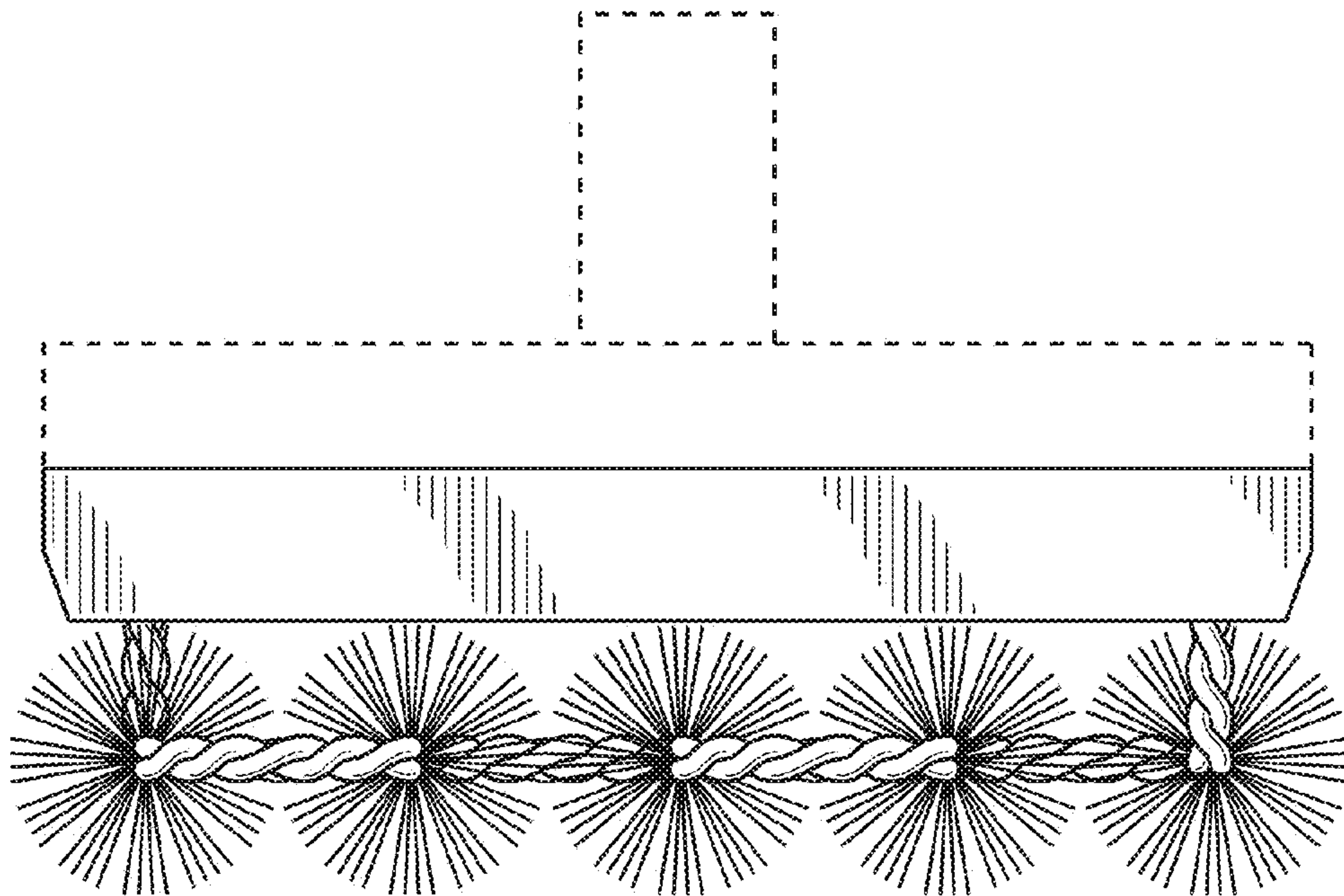


FIG. 1

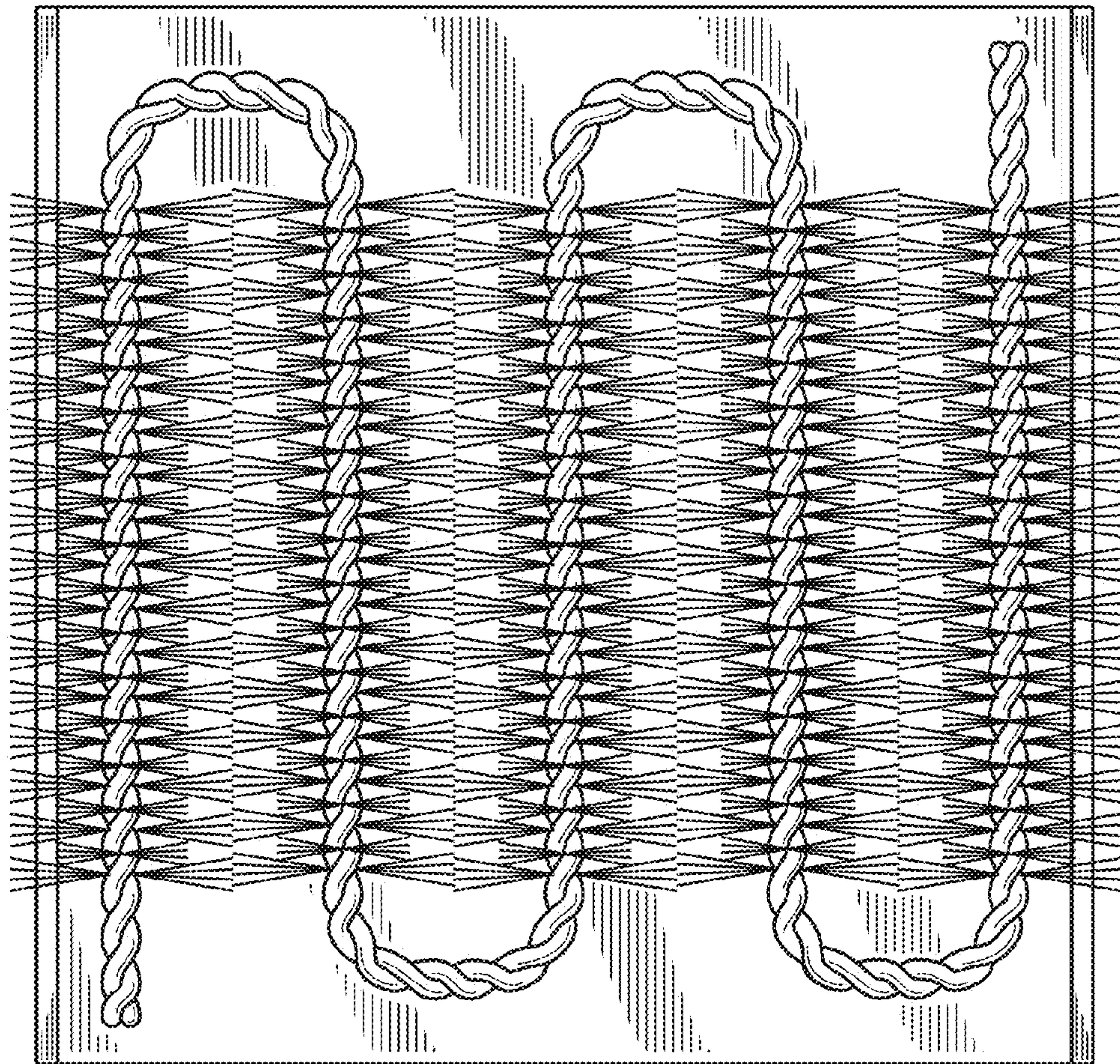


FIG. 3



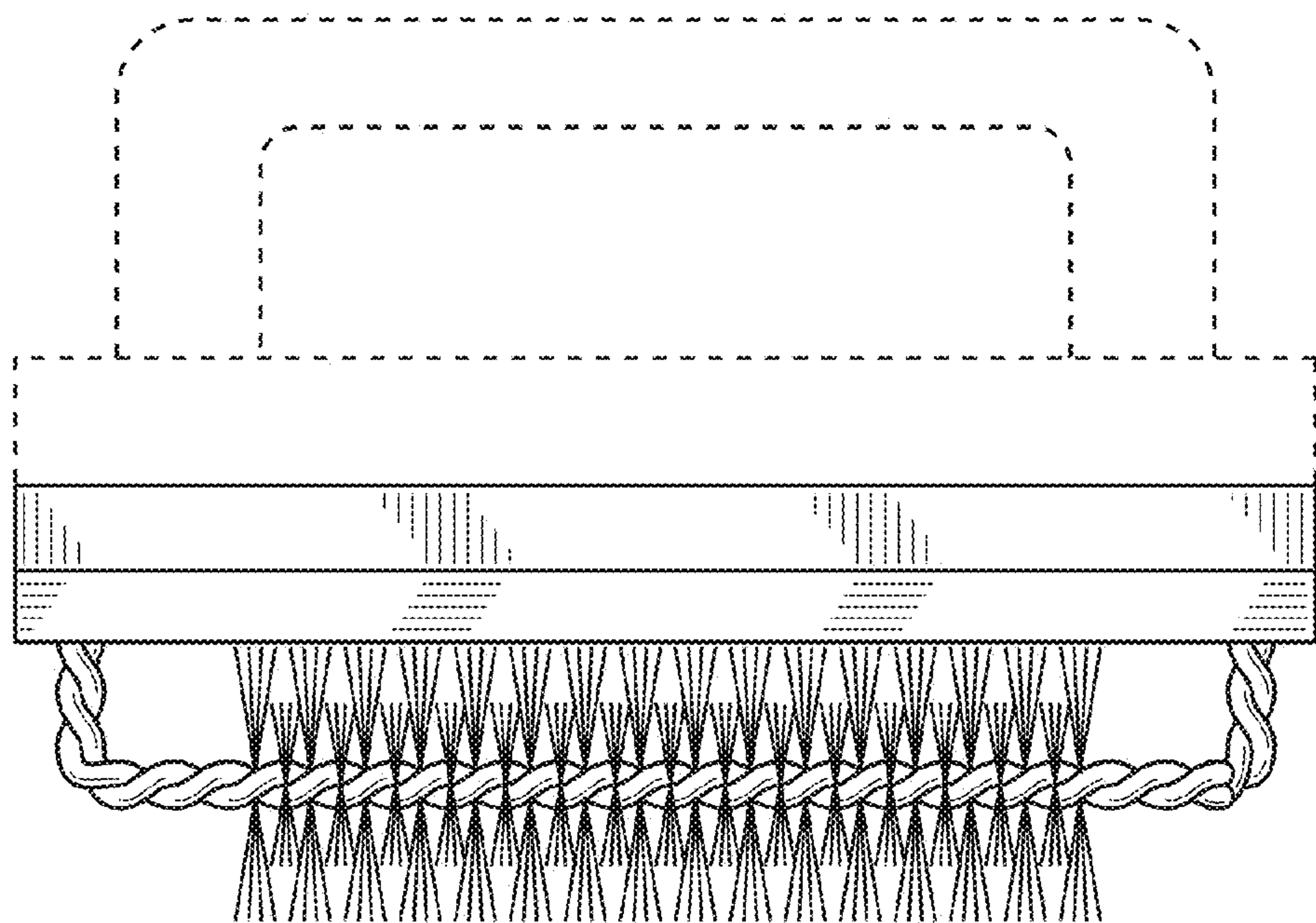


FIG. 2




FIG. 4