



US00D751296S

(12) **United States Design Patent**
Xi et al.

(10) **Patent No.:** **US D751,296 S**
(45) **Date of Patent:** **** Mar. 15, 2016**

- (54) **ORAL CARE IMPLEMENT**
- (71) Applicant: **COLGATE-PALMOLIVE COMPANY**, New York, NY (US)
- (72) Inventors: **Wen Jin Xi**, Shanghai (CN); **Guang Sheng Guo**, Yangzhou (CN); **Bo Zhang**, Yangzhou (CN); **Cun Zhang**, Yangzhou (CN)
- (73) Assignee: **COLGATE-PALMOLIVE COMPANY**, New York, NY (US)
- (**) Term: **14 Years**
- (21) Appl. No.: **29/501,197**
- (22) Filed: **Sep. 2, 2014**
- (51) **LOC (10) Cl.** **04-02**
- (52) **U.S. Cl.**
USPC **D4/104**
- (58) **Field of Classification Search**
USPC D4/100-102, 104-112; 15/143.1, 145, 15/159.1, 160, 167.1, 167.2; 132/308-311; 601/139, 141, 142; 81/57.11, 57.14, 57.31, 57.42; D24/133, 152, 215; D8/80, 82, 83, 303
CPC A46B 15/0055; A46B 15/0075; A46B 5/0095; A46B 5/00
See application file for complete search history.

(56) **References Cited**

U.S. PATENT DOCUMENTS

D367,362 S *	2/1996	Collis	D4/104
D407,560 S *	4/1999	Huang	D4/104
D416,136 S	11/1999	Watanabe		
D419,773 S *	2/2000	Beals	D4/104
D433,815 S	11/2000	Denhez et al.		
D438,012 S	2/2001	Cheong et al.		
D440,048 S *	4/2001	Beals	D4/104
D446,021 S	8/2001	Jen		

D454,252 S *	3/2002	Lee	D4/104
D462,525 S	9/2002	Grau et al.		
D471,363 S *	3/2003	Grau	D4/104
D485,989 S *	2/2004	Winkler	D4/104
D503,043 S *	3/2005	Engelmohr	D4/104
D506,873 S	7/2005	Kling		
D510,482 S *	10/2005	Jimenez	D4/104
D517,812 S *	3/2006	Hohlbein	D4/104
D522,755 S *	6/2006	Moskovich	D4/104
D531,412 S *	11/2006	Wong	D4/104
D535,823 S	1/2007	Crossman		
D555,359 S *	11/2007	Chen	D4/104
D577,493 S *	9/2008	Wong	D4/108
D581,163 S	11/2008	Choi		
D587,905 S	3/2009	Wong		
D593,327 S *	6/2009	Wong	D4/104
D606,319 S *	12/2009	Xi	D4/104
D615,761 S	5/2010	Wong		

(Continued)

FOREIGN PATENT DOCUMENTS

BR	DI 6903328-5	8/2009
BR	DI 6903330-7	8/2009

(Continued)

Primary Examiner — Cynthia Ramirez
Assistant Examiner — Llorellys Martinez-Rivera

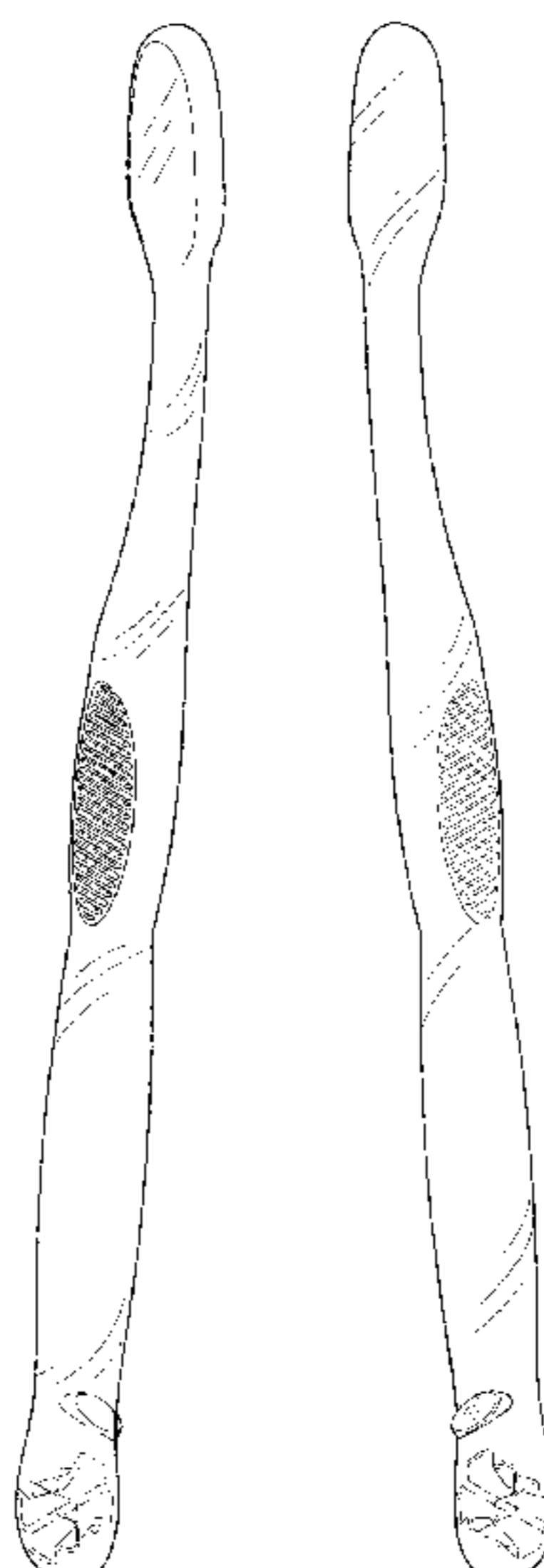
(57) **CLAIM**

The ornamental design for an oral care implement, as shown.

DESCRIPTION

FIG. 1 is a right front perspective view of an oral care implement showing our new design;
FIG. 2 is a left rear perspective view thereof;
FIG. 3 is a front view thereof;
FIG. 4 is a rear view thereof;
FIG. 5 is a left side view thereof;
FIG. 6 is a right side view thereof;
FIG. 7 is a top view thereof; and,
FIG. 8 is a bottom view thereof.

1 Claim, 5 Drawing Sheets



(56)

References Cited

U.S. PATENT DOCUMENTS

D630,019 S	1/2011	Wong		EM	000727805-0003	5/2007
D630,020 S	1/2011	Wong		EM	000727805-0004	5/2007
D646,063 S	10/2011	Ballmaier et al.		EM	000727805-0005	5/2007
D654,270 S *	2/2012	Jimenez	D4/104	EM	000749445-0004	6/2007
D654,695 S *	2/2012	Jimenez	D4/108	EM	CN 300704339	10/2007
D654,696 S *	2/2012	Jimenez	D4/108	EM	001280820-0003	6/2011
D661,490 S *	6/2012	Jin	D4/108	EM	002023077-0001	4/2012
D671,326 S *	11/2012	Jimenez	D4/104	IN	197633	8/2004
D672,561 S *	12/2012	Jin	D4/104	IN	203943	7/2005
D673,776 S *	1/2013	Ballmaier	D4/108	IN	203425	8/2005
8,464,388 B2 *	6/2013	Chen	A46B 9/04	IN	202638	12/2005
			15/106	IN	204400	5/2006
D691,376 S *	10/2013	Xi	D4/108	IN	203978	12/2006
D696,518 S	12/2013	Schichtel et al.		IN	213024	4/2007
D698,554 S *	2/2014	Xi	D4/104	IN	213025	4/2007
D699,036 S *	2/2014	Tokui	D4/104	IN	214440	7/2007
D704,447 S *	5/2014	Xi	D4/104	IN	214442	7/2007
2007/0163064 A1 *	7/2007	Wong	A46B 5/0025	IN	215391	9/2007
			15/143.1	IN	214333	1/2008
2014/0237744 A1 *	8/2014	Baertschi	A46B 9/04	IN	214335	1/2008
			15/110	IN	219037	4/2008
				IN	219495	5/2008
				IN	216577	6/2008
				IN	216575	10/2008
				IN	216578	10/2008
				IN	216583	10/2008
				IN	216585	10/2008
				IN	216586	10/2008
				IN	219496	10/2008
BR	DI 6904572-0			IN	222903	5/2009
BR	DI 6904575-5			IN	232734	5/2010
BR	DI 6904369-8			IN	238349	7/2011
CN	302564727 S			IN	238351	7/2011
CN	302667640 S			RU	48603	4/2001
EM	000061387-0001			RU	78891	7/2011
EM	000171137-0001			RU	81915	6/2012
EM	000079975-0001			RU	85378	6/2013
EM	000079975-0002					
EM	000652847-0001					
EM	000727805-0002					

FOREIGN PATENT DOCUMENTS

* cited by examiner

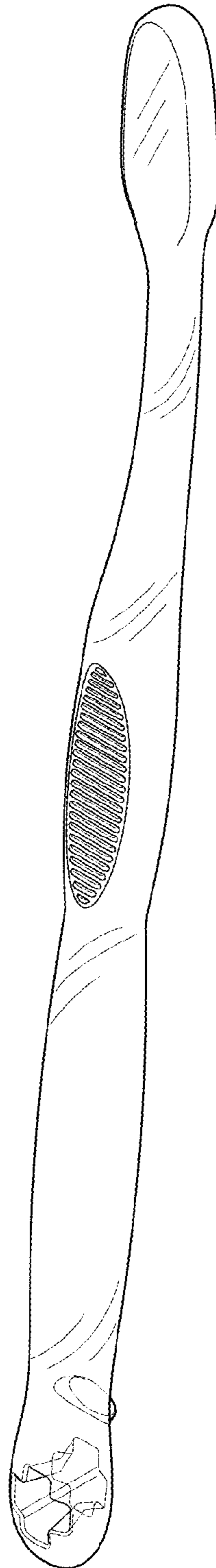


FIG. 1

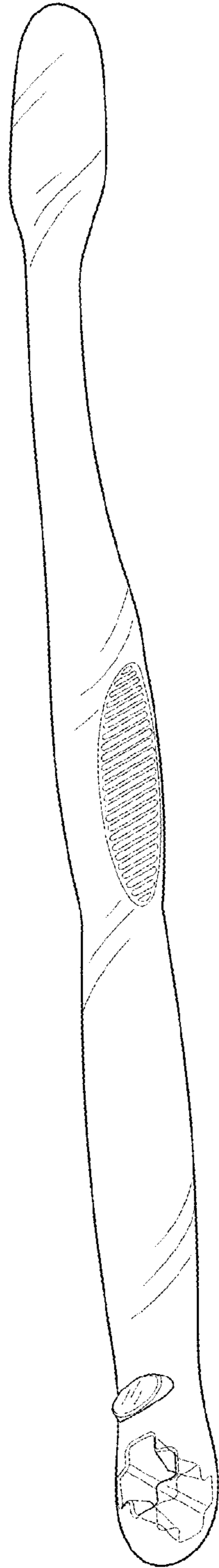


FIG. 2

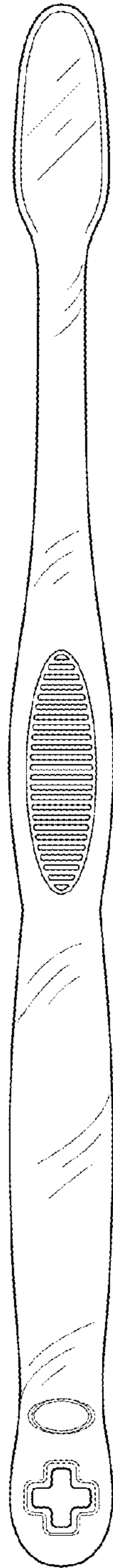


FIG. 3

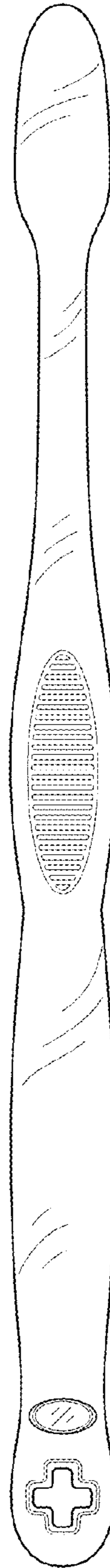


FIG. 4

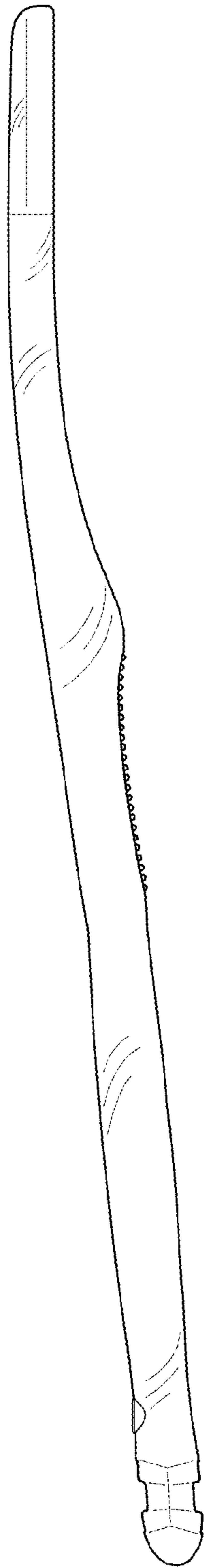


FIG. 5

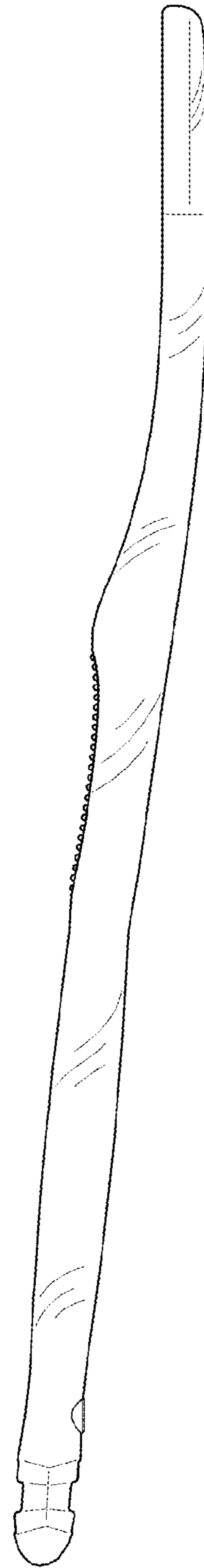


FIG. 6

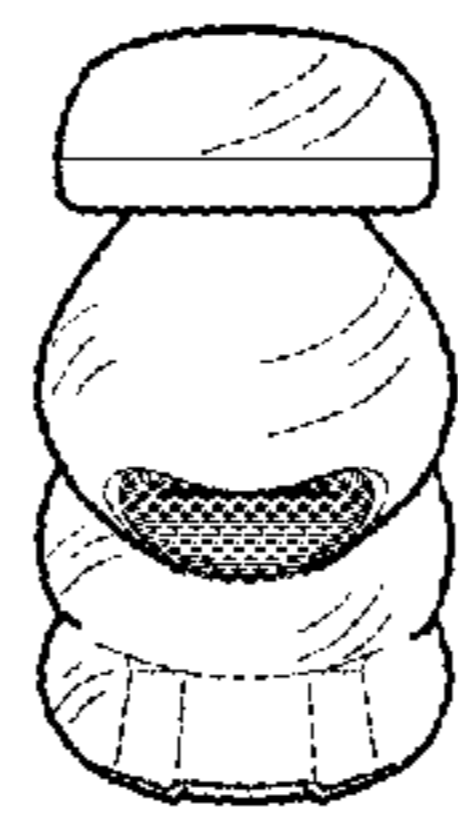


FIG. 7

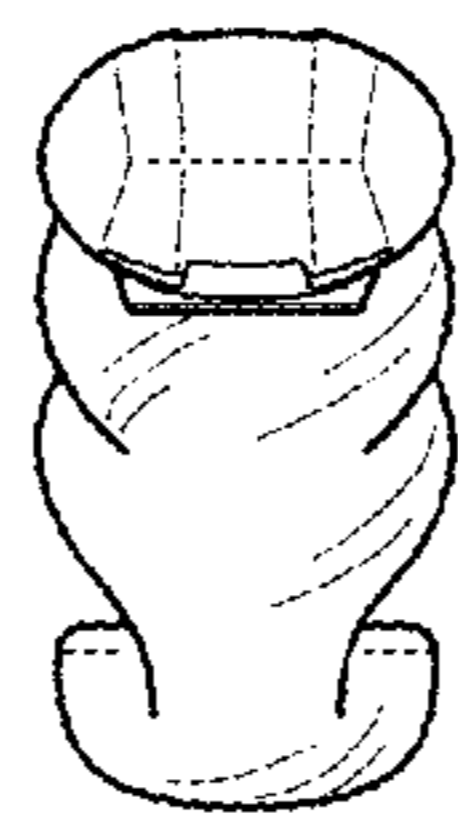


FIG. 8