



US00D751290S

(12) **United States Design Patent**
Maeda

(10) **Patent No.:** **US D751,290 S**
(45) **Date of Patent:** **** Mar. 15, 2016**

(54) **LUGGAGE**

(71) Applicant: **Samsonite IP Holdings S.ar.l.**,
Luxembourg (LU)

(72) Inventor: **Nobuo Maeda**, Kowloon (HK)

(73) Assignee: **Samsonite IP Holdings S.ar.l.**,
Luxembourg (LU)

(**) Term: **14 Years**

(21) Appl. No.: **29/507,439**

(22) Filed: **Oct. 28, 2014**

(30) **Foreign Application Priority Data**

Apr. 28, 2014 (HK) 1400779

(51) **LOC (10) Cl.** **03-01**

(52) **U.S. Cl.**
USPC **D3/279; D3/289; D3/301**

(58) **Field of Classification Search**
USPC D3/272, 273, 276, 278, 279, 281, 283,
D3/284, 285, 289, 294, 295, 298, 301, 302,
D3/902

CPC A45C 2003/008; A45C 5/00; A45C 5/03;
A45C 2005/032; A45C 2005/035; A45C
2005/037; A45C 5/06; A45C 5/14; A45C
13/1084; A45C 13/385

See application file for complete search history.

(56) **References Cited**

U.S. PATENT DOCUMENTS

D581,666 S * 12/2008 Sijmons D3/279
D610,349 S * 2/2010 Ehret D3/279

D633,716 S * 3/2011 Turella-Yuan et al. D3/279
D664,355 S * 7/2012 Moon D3/279
D665,998 S * 8/2012 Sijmons D3/279
D671,745 S * 12/2012 Wyner D3/301
D685,186 S * 7/2013 Massaud D3/279
D710,101 S * 8/2014 Wu D3/279
D710,609 S * 8/2014 Sijmons D3/279
D711,104 S * 8/2014 Lai D3/279
D712,658 S * 9/2014 Lai D3/279
D714,055 S * 9/2014 Junkins D3/279
D725,907 S * 4/2015 Yu D3/279
2003/0184034 A1 * 10/2003 Pfeiffer 280/47.29

* cited by examiner

Primary Examiner — Jennifer Rivard

Assistant Examiner — April Rivas

(74) *Attorney, Agent, or Firm* — Dorsey & Whitney LLP

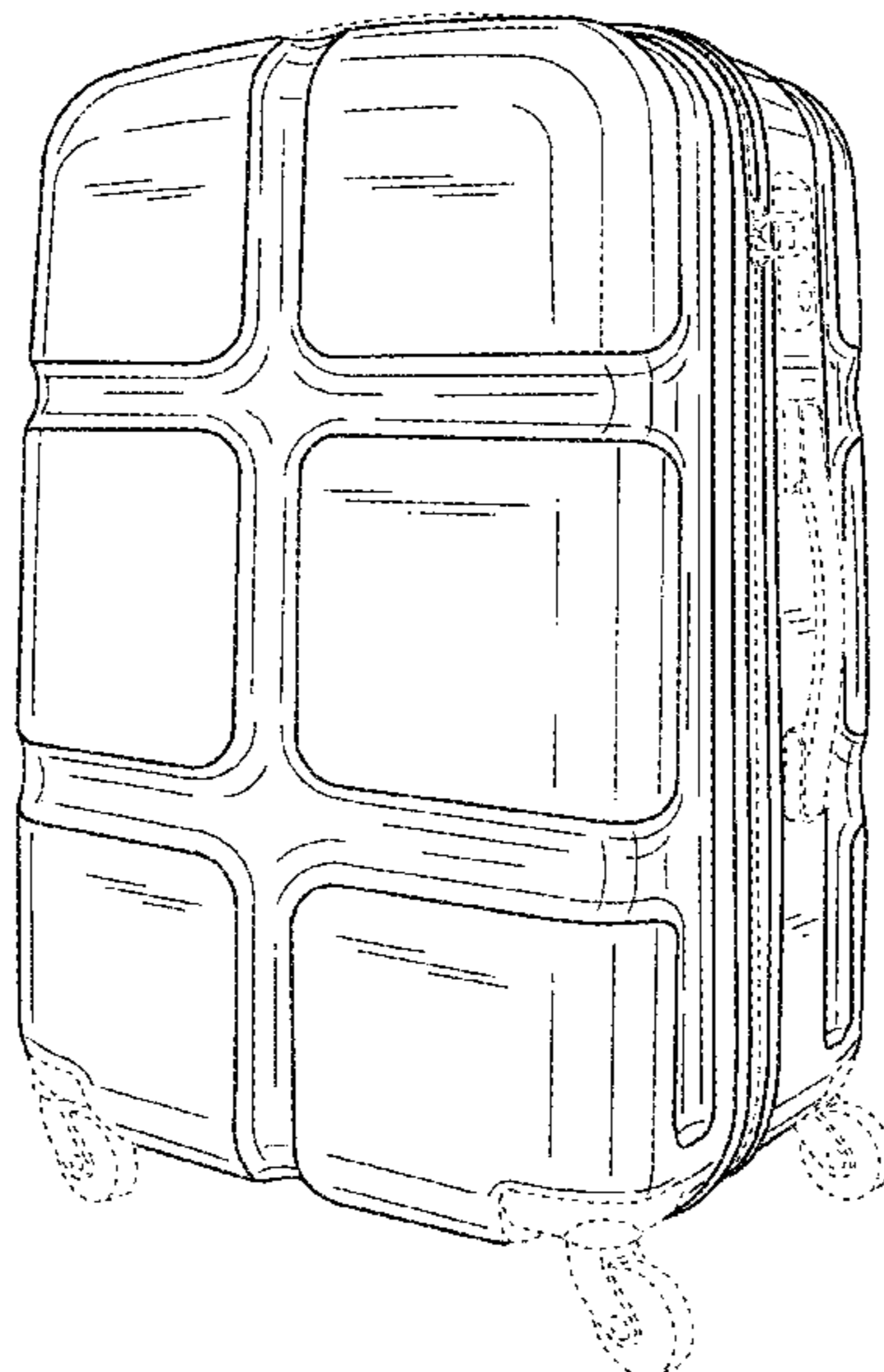
(57) **CLAIM**

The ornamental design for a luggage, as shown and described.

DESCRIPTION

FIG. 1 shows a front perspective view of a piece of luggage;
FIG. 2 shows a front elevation view of the piece of luggage of
FIG. 1;
FIG. 3 shows a rear elevation view of the piece of luggage of
FIG. 1;
FIG. 4 shows a right elevation view of the piece of luggage of
FIG. 1;
FIG. 5 shows a left elevation view of the piece of luggage of
FIG. 1;
FIG. 6 shows a top view of the piece of luggage of FIG. 1; and,
FIG. 7 shows a bottom view of the piece of luggage of FIG. 1.
The broken lines in FIGS. 1-7 illustrate portions of the lug-
gage and form no part of the claimed design.

1 Claim, 7 Drawing Sheets



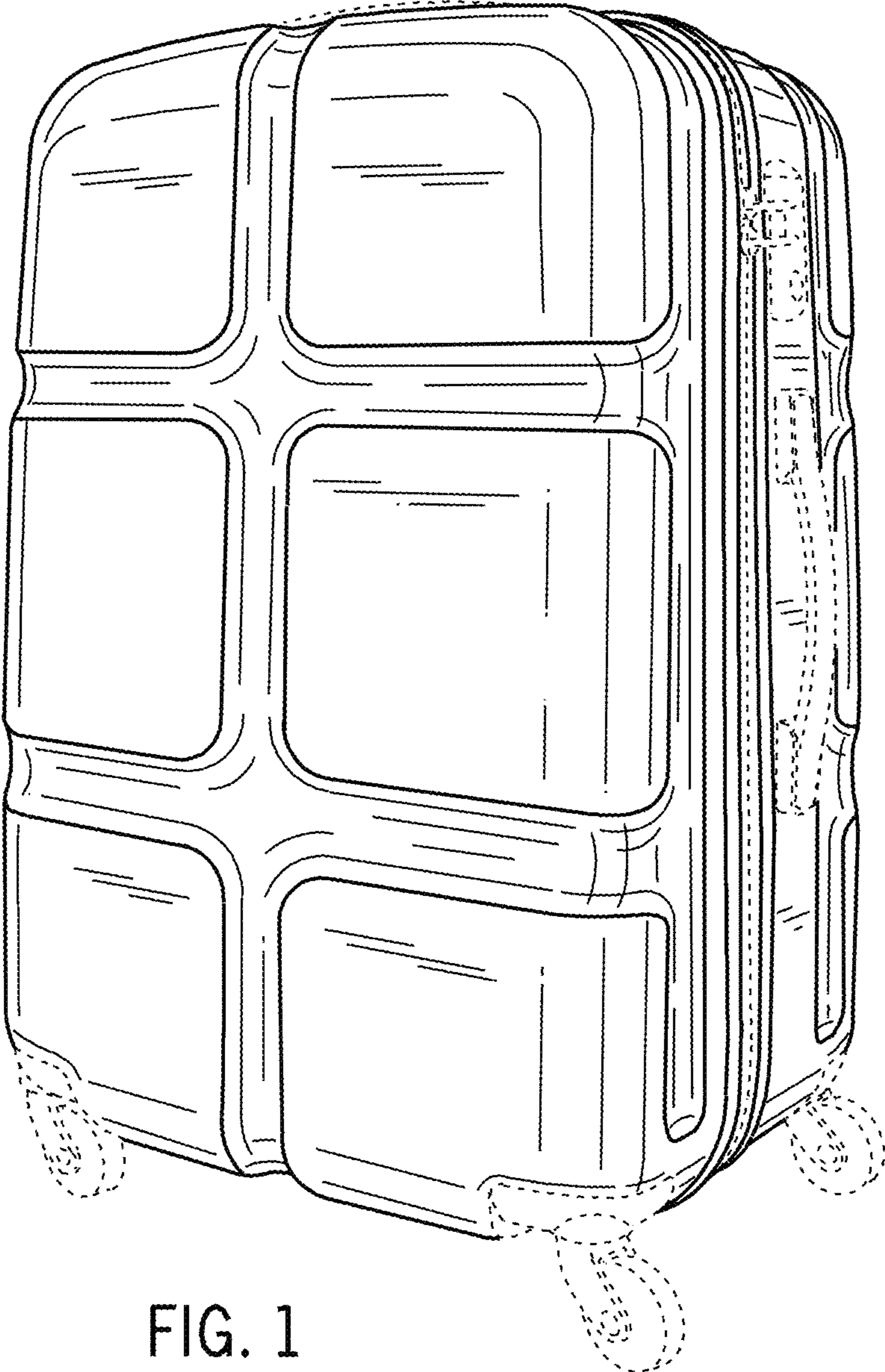


FIG. 1




FIG. 2




FIG. 3

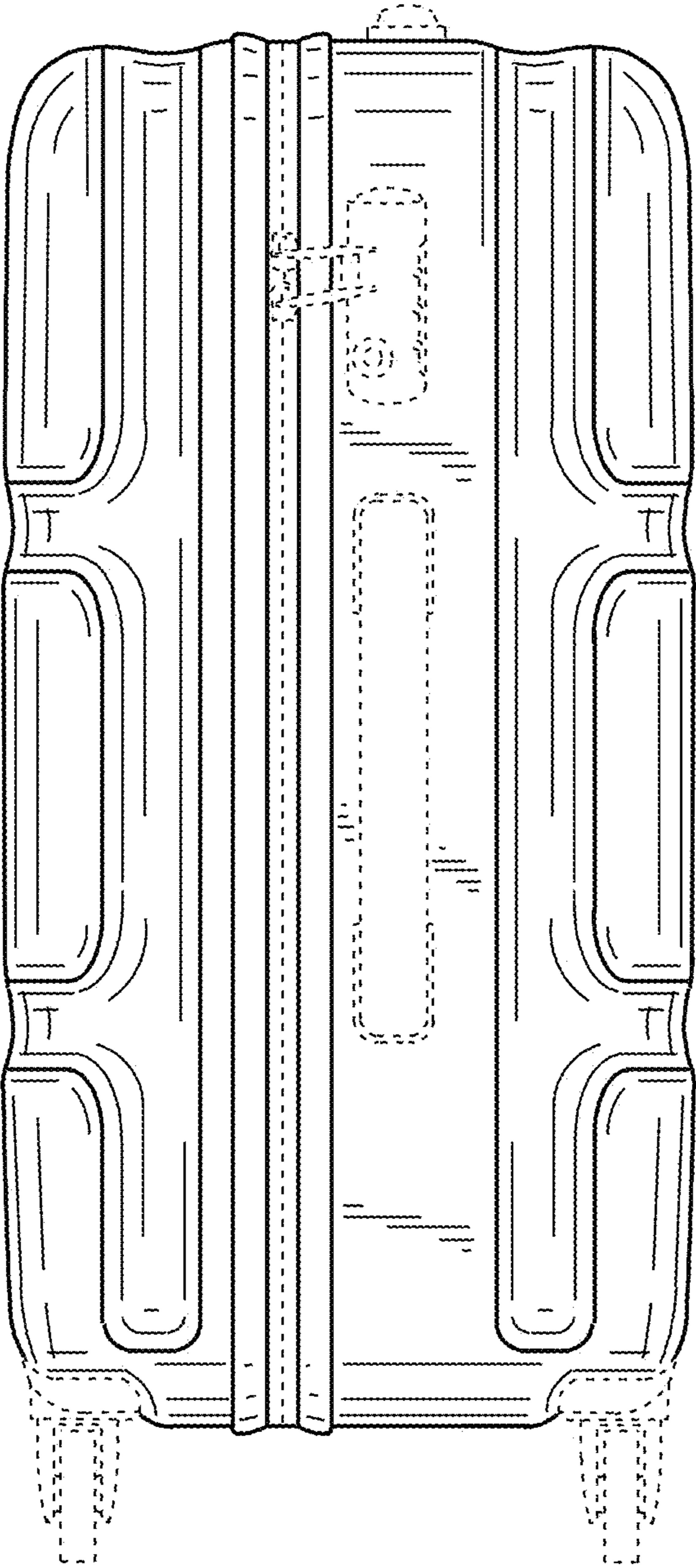


FIG. 4

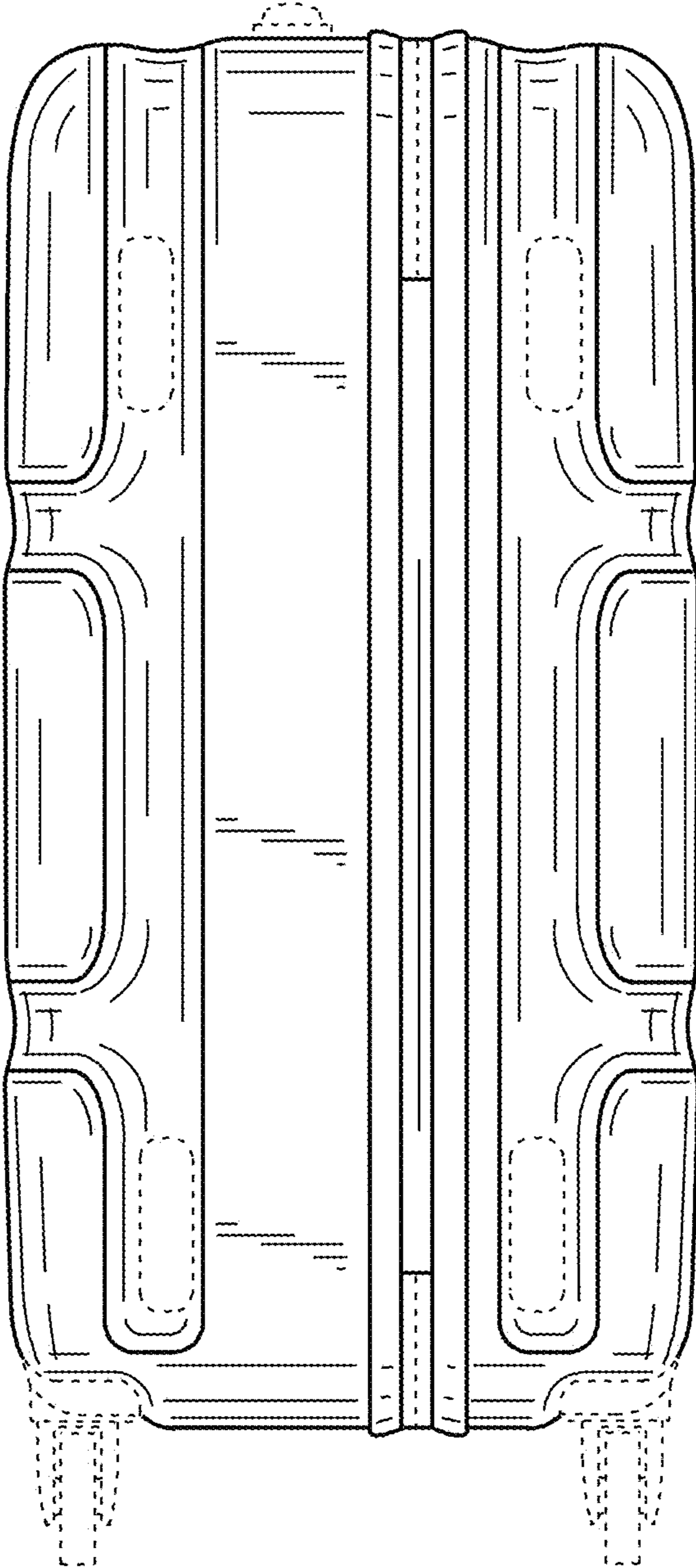


FIG. 5

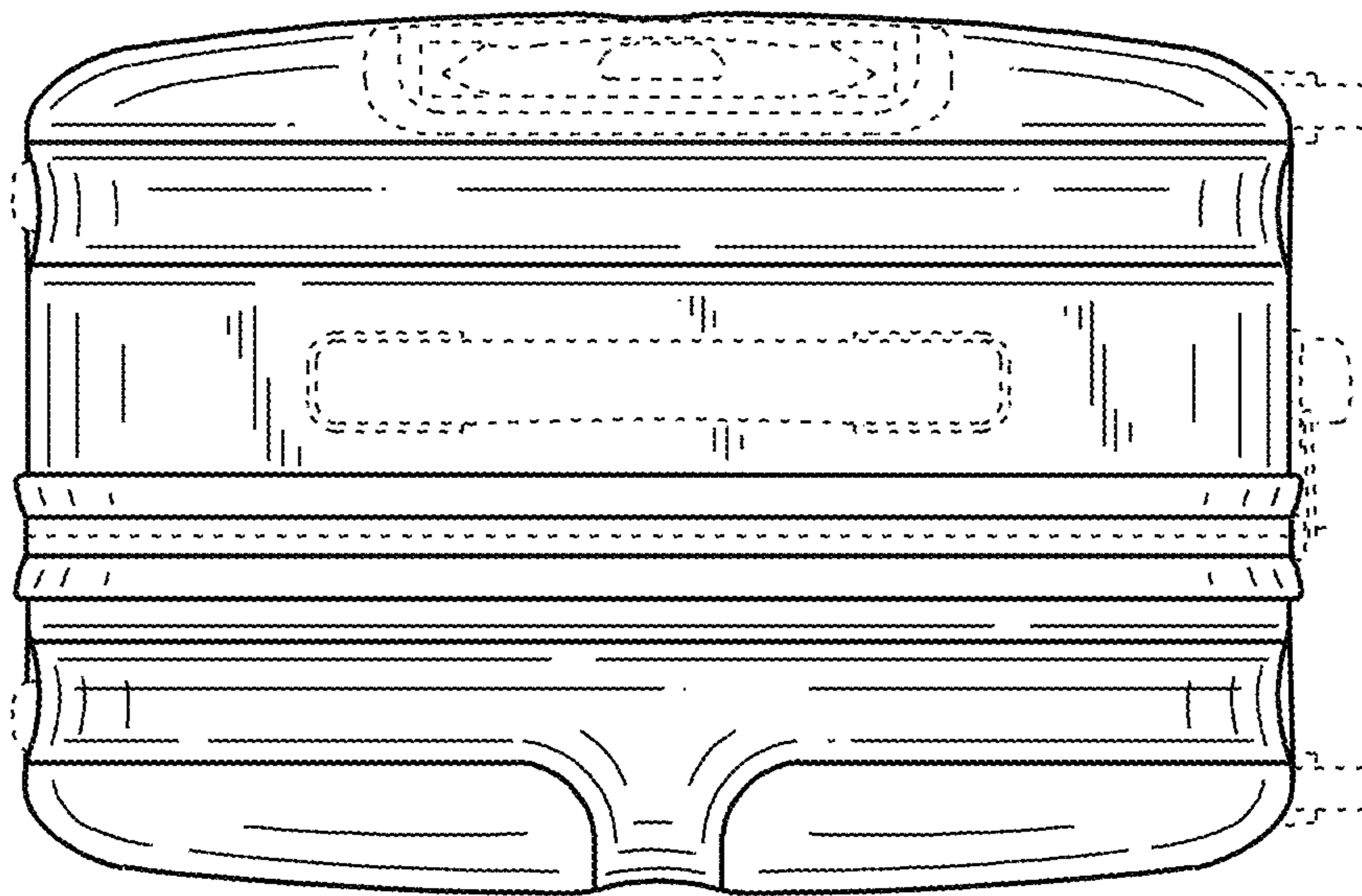


FIG. 6

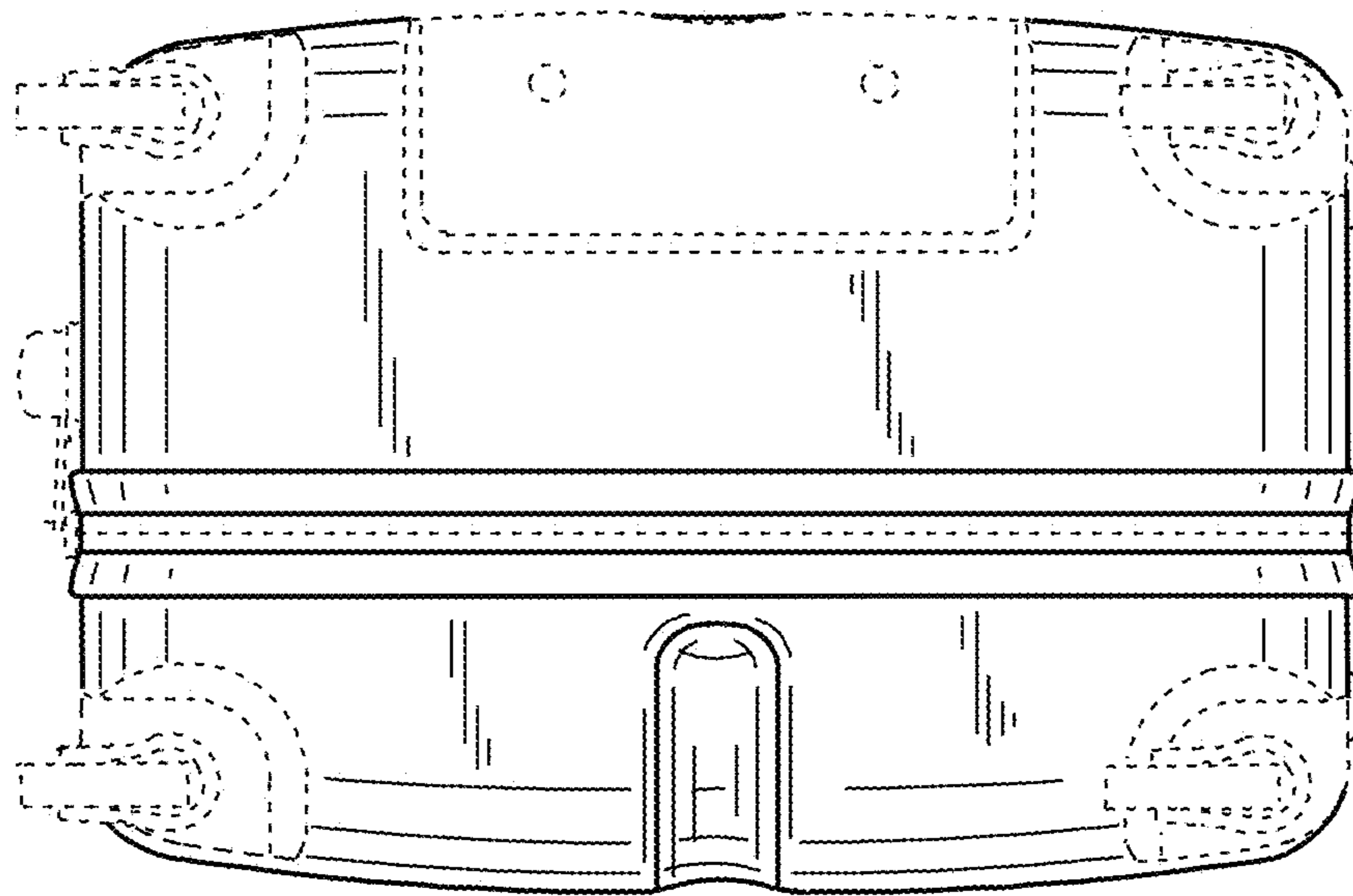


FIG. 7