



US00D751282S

(12) **United States Design Patent**  
**Larue et al.**

(10) **Patent No.:** **US D751,282 S**  
(45) **Date of Patent:** **\*\* Mar. 15, 2016**

- (54) **FOOT STRAP FOR A CLIMBER**
- (71) Applicant: **Buckingham Manufacturing Co., Inc.**,  
Binghamton, NY (US)
- (72) Inventors: **Robert Larue**, Binghamton, NY (US);  
**James Rullo**, Binghamton, NY (US)
- (73) Assignee: **Buckingham Manufacturing Co., Inc.**,  
Binghamton, NY (US)
- (\*\*) Term: **14 Years**
- (21) Appl. No.: **29/504,293**
- (22) Filed: **Oct. 3, 2014**
- (51) **LOC (10) Cl.** ..... **02-99**
- (52) **U.S. Cl.**  
USPC ..... **D2/978**; D2/946; D2/976
- (58) **Field of Classification Search**  
USPC ..... D2/896, 943, 946, 976, 978, 944, 929,  
D2/935, 962, 963, 624, 625, 627, 639;  
36/83, 136, 50.1  
CPC ..... A43B 23/24; A44B 11/00; A44B 11/006;  
A44B 11/008; A44B 11/065; A44B 11/18;  
A44B 15/00  
See application file for complete search history.

D328,517 S *	8/1992	Hallenbeck .....	D2/978
D337,425 S *	7/1993	Hatfield .....	D2/973
D413,197 S *	8/1999	Faye .....	D2/978
D493,029 S *	7/2004	Jacobs .....	D2/978
D516,280 S *	3/2006	Jarmon Mouchi .....	D2/946
D543,339 S *	5/2007	Choi .....	D2/946
D576,398 S *	9/2008	Guers-Neyraud .....	D2/917
D589,691 S *	4/2009	Wilkinson .....	D2/946
D613,490 S *	4/2010	Feller .....	D2/978
D650,565 S *	12/2011	Guers-Neyraud .....	D2/946
D694,995 S *	12/2013	Nguyen .....	D2/916
D711,080 S *	8/2014	Hollister .....	D2/946
D717,028 S *	11/2014	Klass .....	D2/946
D718,920 S *	12/2014	Jones .....	D2/946
D723,771 S *	3/2015	Weems .....	D2/946
D732,286 S *	6/2015	Romo .....	D2/946

\* cited by examiner

*Primary Examiner* — Elizabeth J Oswecki  
(74) *Attorney, Agent, or Firm* — George R. McGuire; Bond  
Schoeneck & King, PLLC

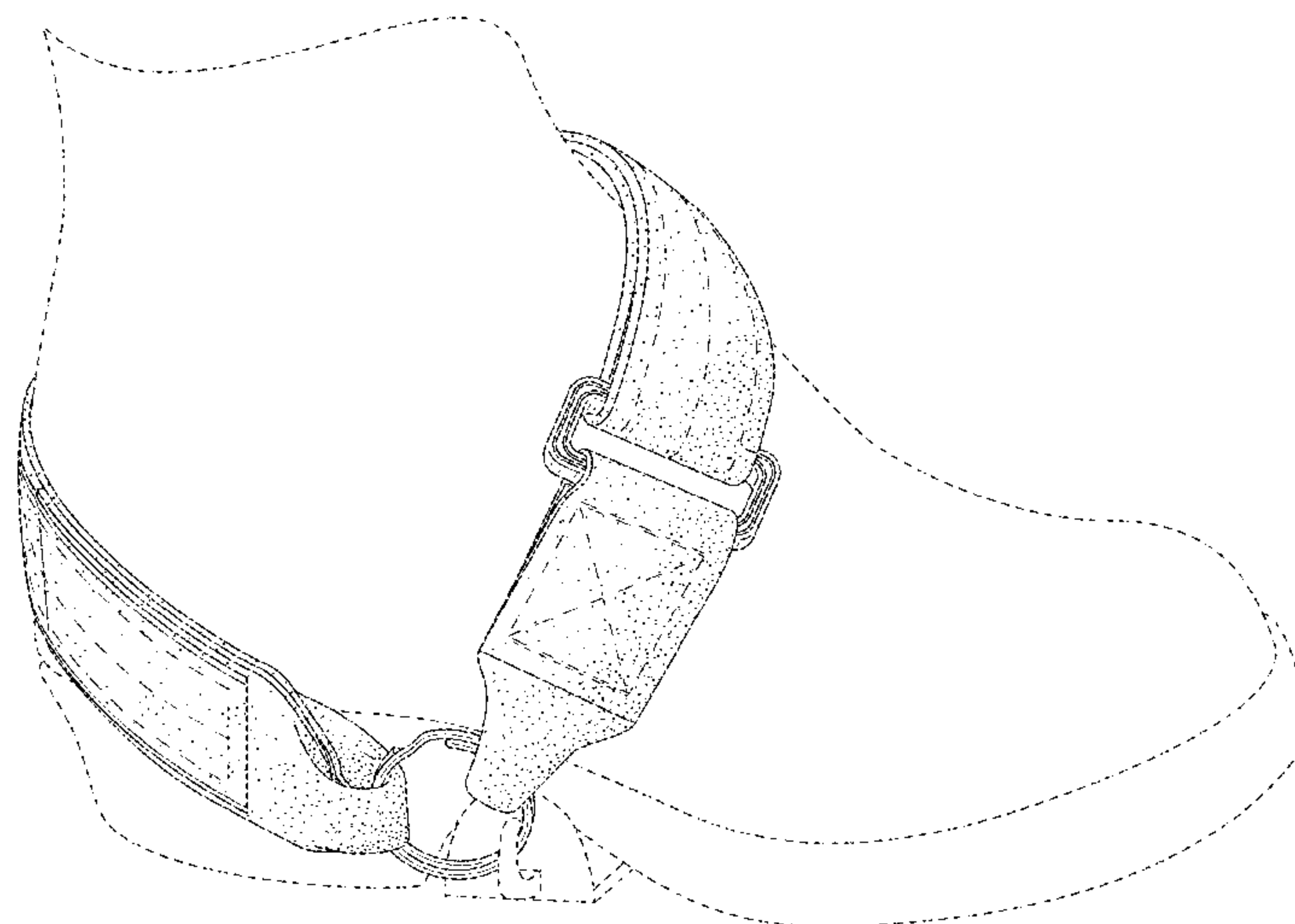
(57) **CLAIM**  
The ornamental design for a foot strap for a climber, as shown  
and described.

**DESCRIPTION**

FIG. 1 is a perspective view of a foot strap for a climber shown  
attached to a wearer's foot and to a climber shown both in  
broken lines;  
FIG. 2 is a top plan view thereof;  
FIG. 3 is a bottom plan view thereof;  
FIG. 4 is a front elevation view thereof;  
FIG. 5 is a rear elevation view thereof;  
FIG. 6 is a first side elevation view thereof; and,  
FIG. 7 is a second side elevation view thereof.  
The broken lines of a climber's foot in FIG. 1 represent  
unclaimed environment and form no part of the claimed  
design. The broken lines shown on the surface of the foot strap  
in FIGS. 1-3 represent thread stitching.

**1 Claim, 4 Drawing Sheets**

- (56) **References Cited**  
U.S. PATENT DOCUMENTS  
318,481 A \* 5/1885 Kessel ..... A41F 1/00  
160/349.2  
430,982 A \* 6/1890 Ziegler ..... A43B 23/28  
36/58.5  
459,616 A \* 9/1891 Rohonczy ..... A61F 5/0111  
36/89  
849,516 A \* 4/1907 Cleve ..... A44B 11/006  
24/1  
950,862 A \* 3/1910 Nelson ..... A43B 23/28  
36/58.5  
1,110,362 A \* 9/1914 Whitmaker ..... A43B 23/28  
36/58.5



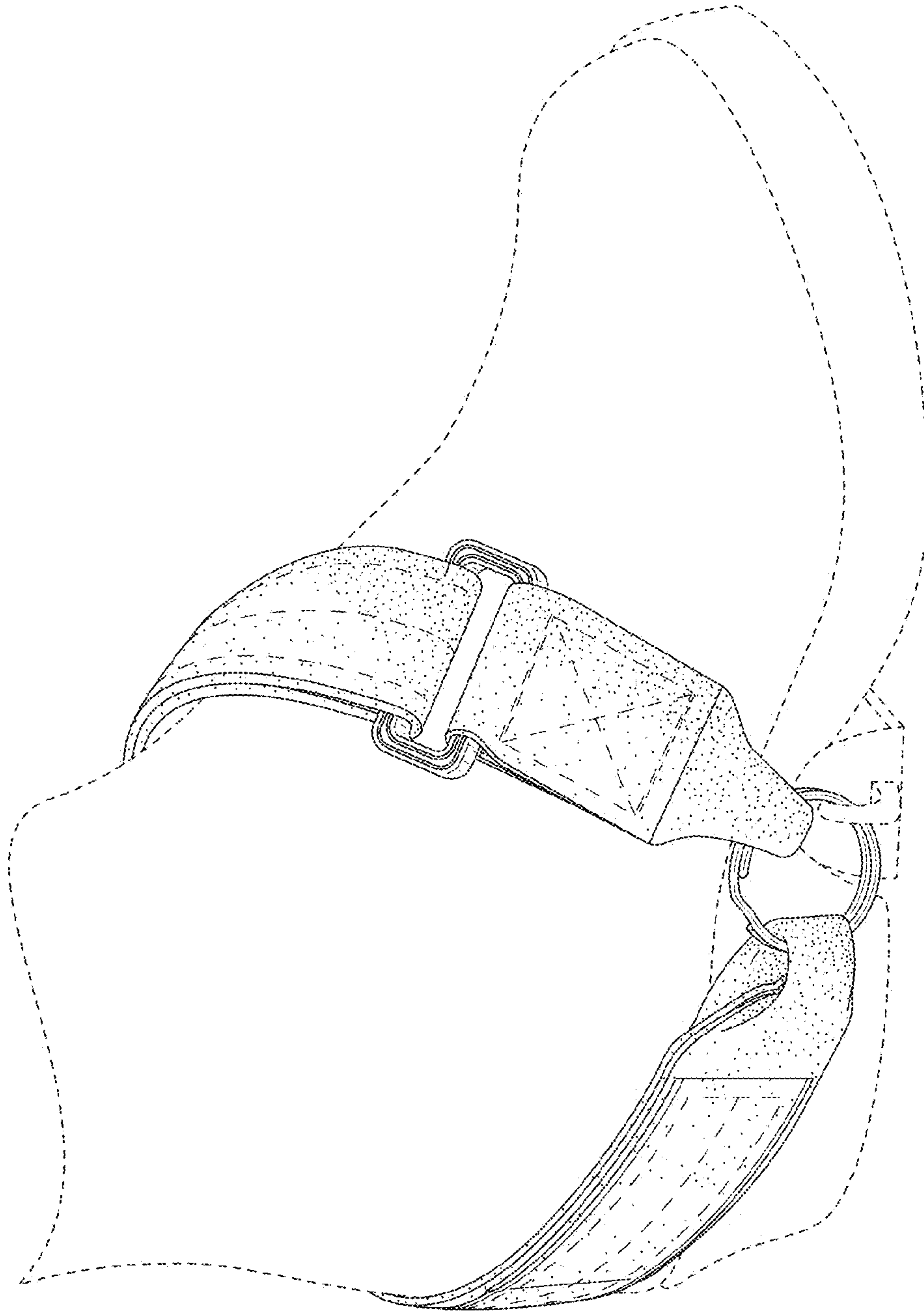


FIG. 1

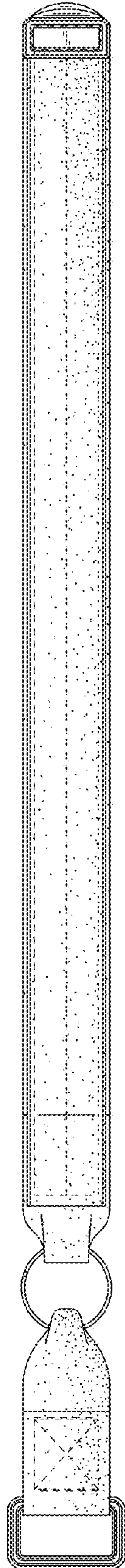


FIG. 2

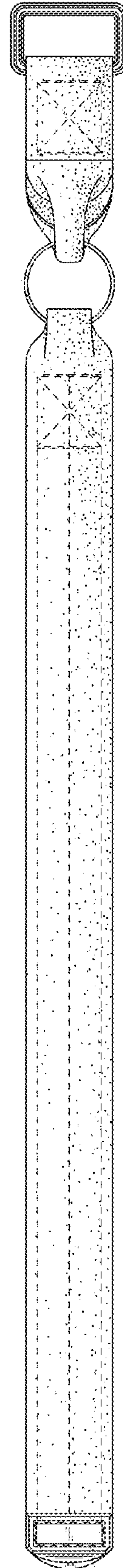


FIG. 3



FIG. 4



FIG. 5

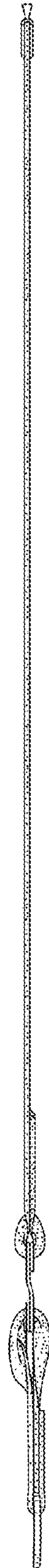


FIG. 6




FIG. 7