



US00D751275S

(12) **United States Design Patent**
Ostahowski et al.

(10) **Patent No.:** **US D751,275 S**
(45) **Date of Patent:** **** Mar. 15, 2016**

(54) **COMBINATION CAR SEAT BLANKET AND PONCHO**

FOREIGN PATENT DOCUMENTS

(71) Applicant: **Bubba and Boots, LLC**, Midland, MI (US)

DE 000807923 C * 10/1948

* cited by examiner

(72) Inventors: **Michele Lynn Ostahowski**, Midland, MI (US); **Brandon Lee Ostahowski**, Midland, MI (US)

Primary Examiner — Rashida Johnson

(74) *Attorney, Agent, or Firm* — Raggio & Dinnin, P.C.

(73) Assignee: **Bubba and Boots, LLC**, Midland, MI (US)

(57) **CLAIM**

The ornamental design for a combination car seat blanket and poncho, as shown and described.

(**) Term: **14 Years**

DESCRIPTION

(21) Appl. No.: **29/490,037**

FIG. 1 is a perspective view of the design for a combination car seat blanket and poncho in accordance with the present invention.

(22) Filed: **May 6, 2014**

FIG. 2 is a top plan view of the design for a combination car seat blanket and poncho as shown in FIG. 1.

(51) **LOC (10) Cl.** **02-02**

FIG. 3 is a bottom plan view of the design for a combination car seat blanket and poncho as shown in FIG. 1.

(52) **U.S. Cl.**

USPC **D2/824**

FIG. 4 is a back elevation view of the design for a combination car seat blanket and poncho as shown in FIG. 1.

(58) **Field of Classification Search**

USPC D2/823, 824, 826, 719; D6/611, 603, D6/605

FIG. 5 is a front elevation view of the design for a combination car seat blanket and poncho as shown in FIG. 1.

See application file for complete search history.

FIG. 6 is a side elevation view of the design for a combination car seat blanket and poncho as shown in FIG. 1.

(56) **References Cited**

U.S. PATENT DOCUMENTS

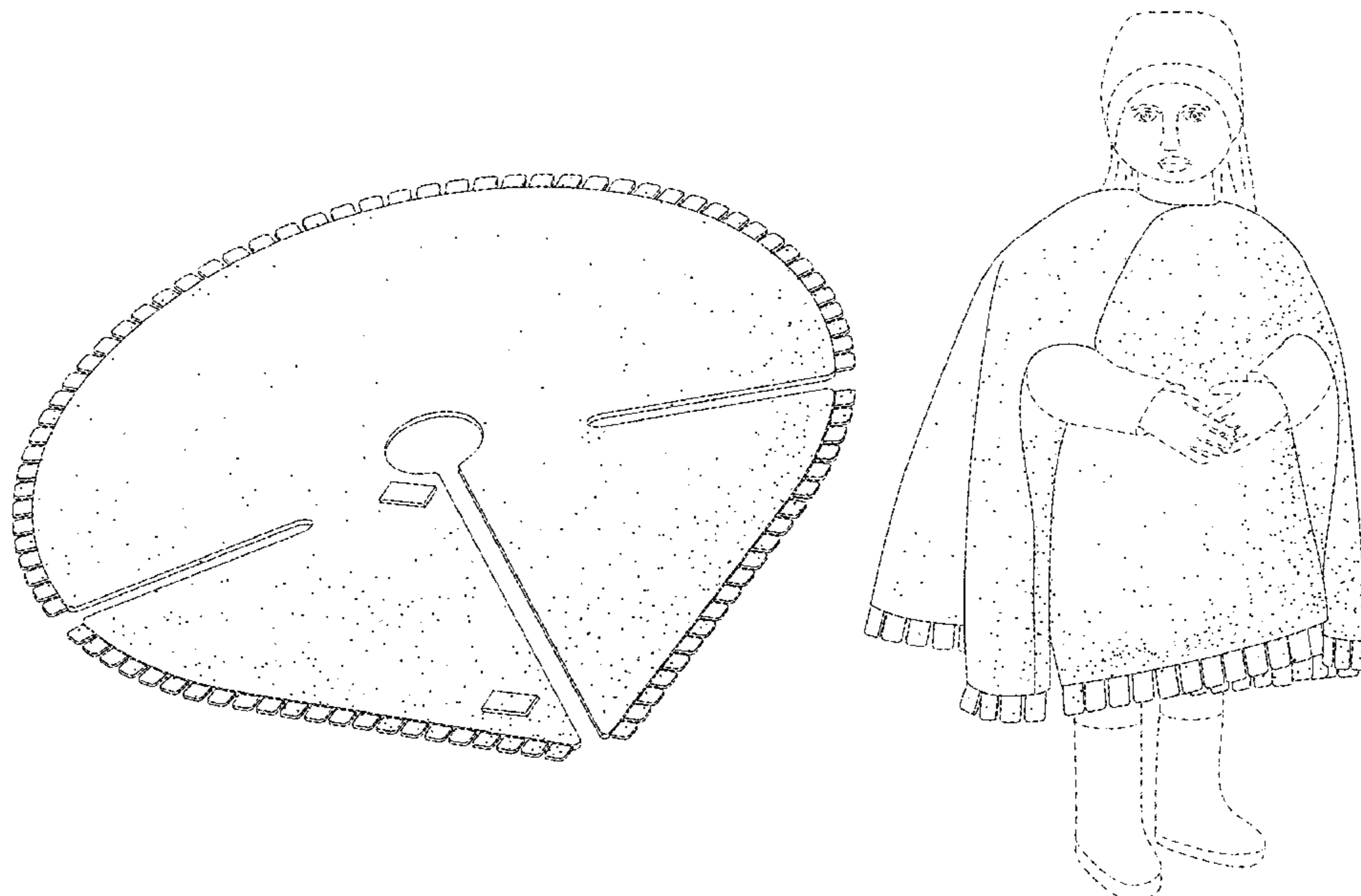
D270,498 S *	9/1983	Schutz	D6/611
D283,475 S *	4/1986	Reece	D6/611
D415,603 S *	10/1999	Wampler	D2/823
D542,509 S *	5/2007	Campbell et al.	D2/823
D601,327 S *	10/2009	Anderson et al.	D2/825
D613,035 S *	4/2010	Lunt et al.	D2/720
D632,121 S *	2/2011	Ramirez	D6/611
D652,198 S *	1/2012	Ashworth et al.	D2/719
D676,220 S *	2/2013	Bostajian	D2/719
D683,932 S *	6/2013	Zitscher	D2/823
D715,519 S *	10/2014	Dodd	D2/860

FIG. 7 is a side elevation view, opposite the side shown in FIG. 6, of the design for a combination car seat blanket and poncho as shown in FIG. 1; and,

FIG. 8 is a front perspective view of the design for a combination car seat blanket and poncho depicting the article being used as a poncho.

The broken lines showing portions of the human form illustrate the design being worn as a poncho, and form no part of the claimed design.

1 Claim, 6 Drawing Sheets



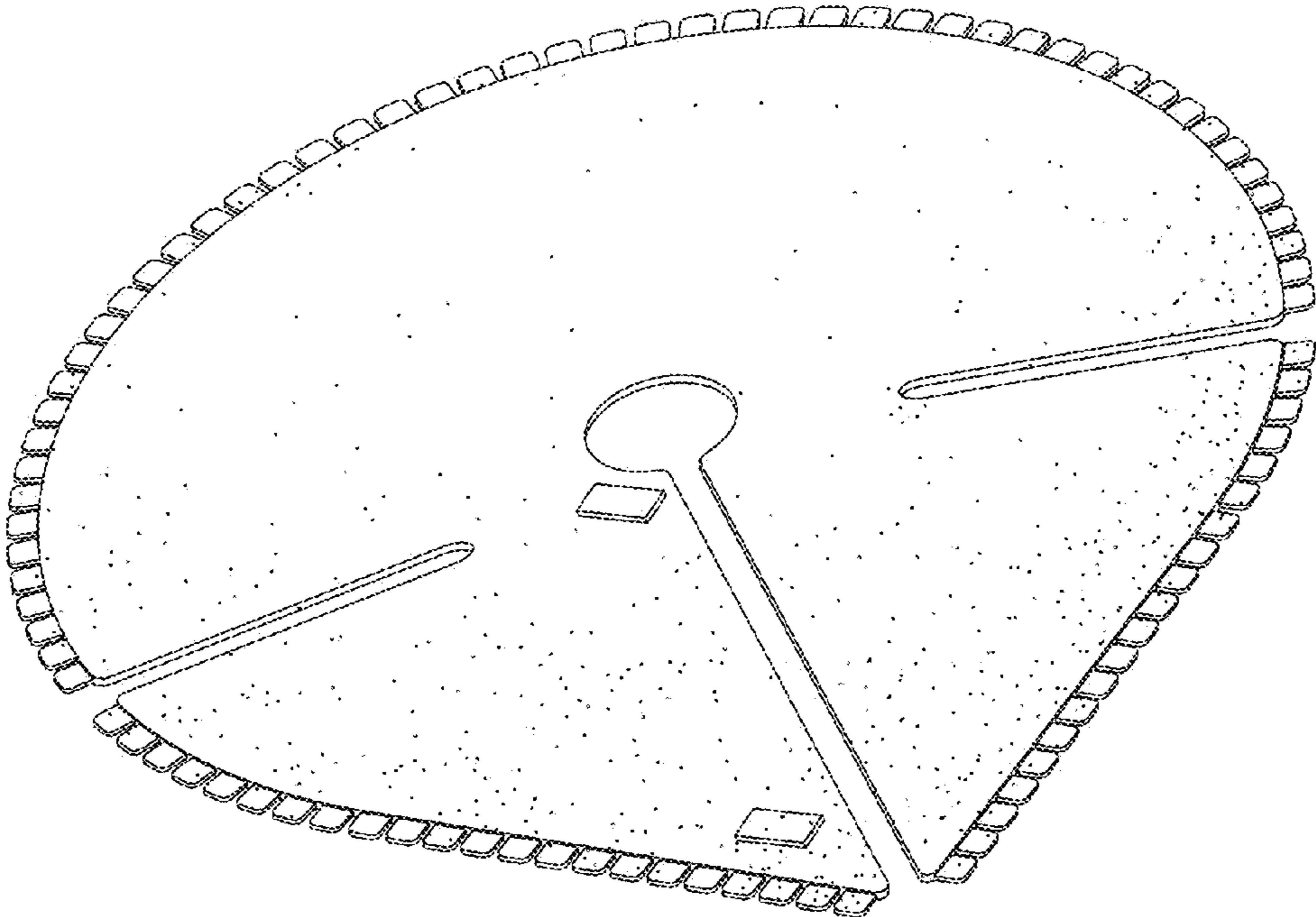


FIG. 1

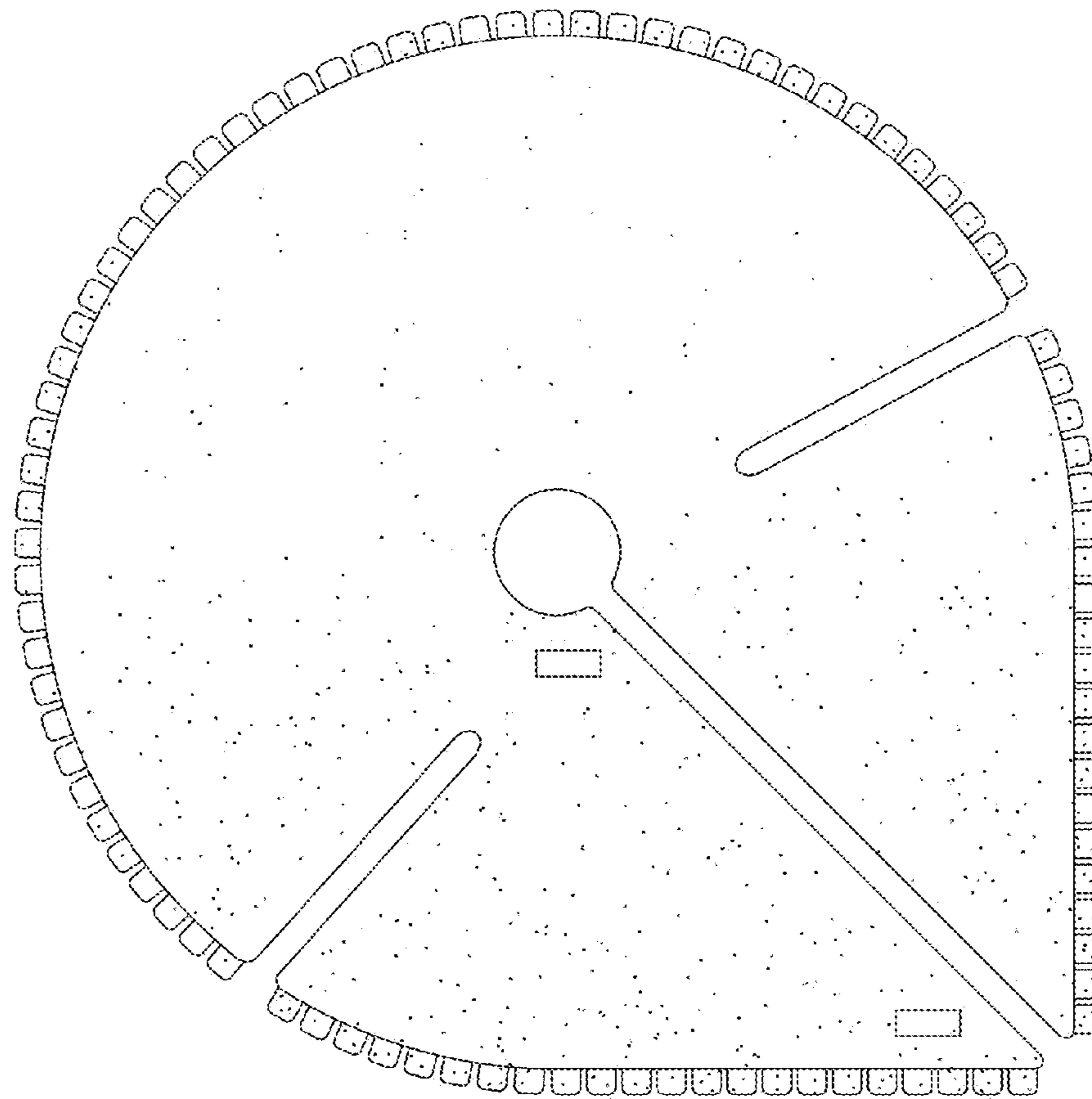


FIG. 2

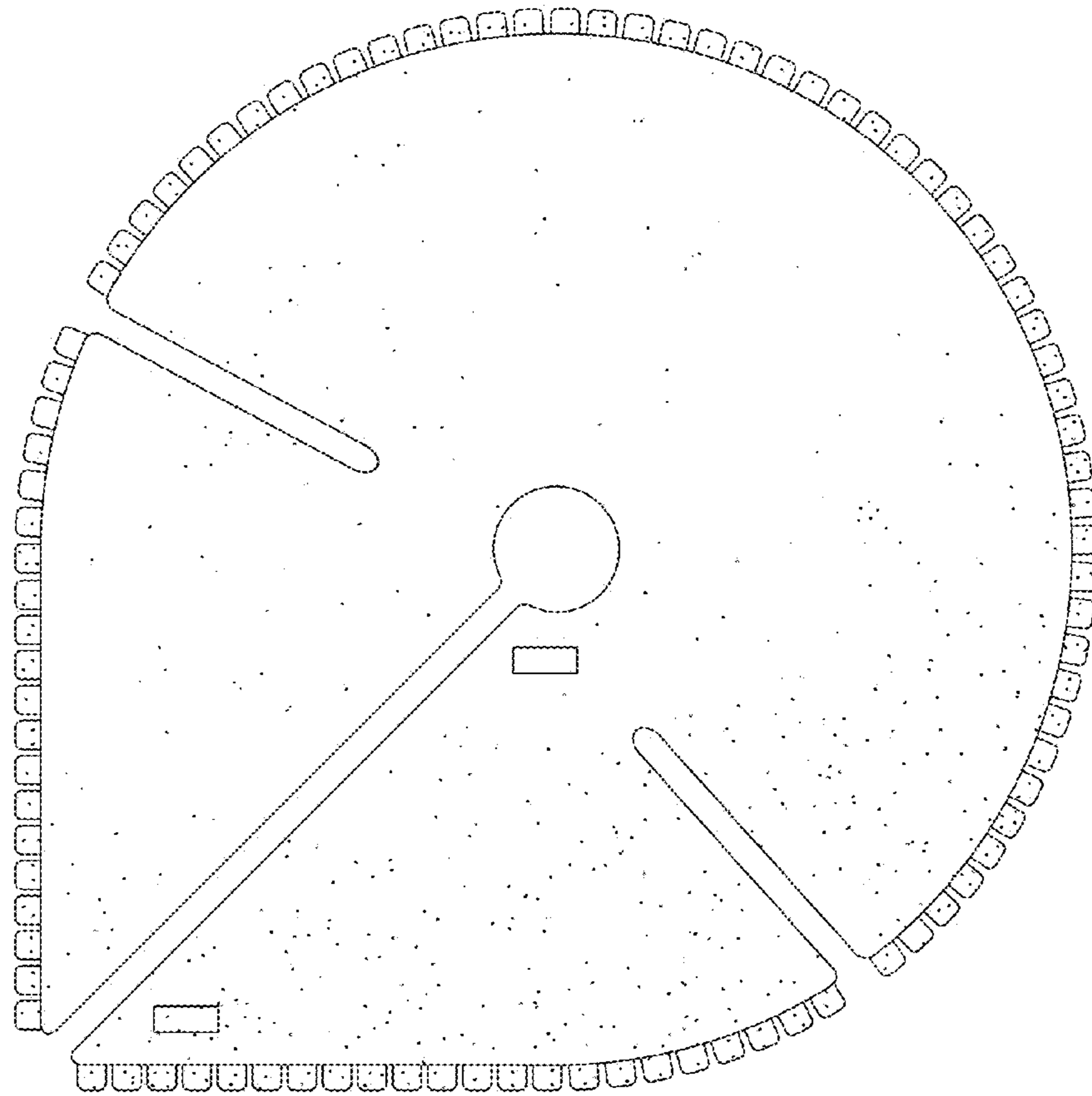


FIG. 3




FIG. 4

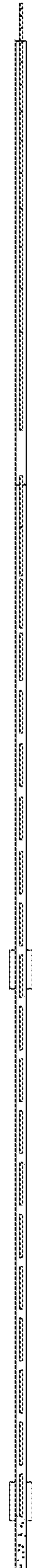


FIG. 5



FIG. 6



FIG. 7

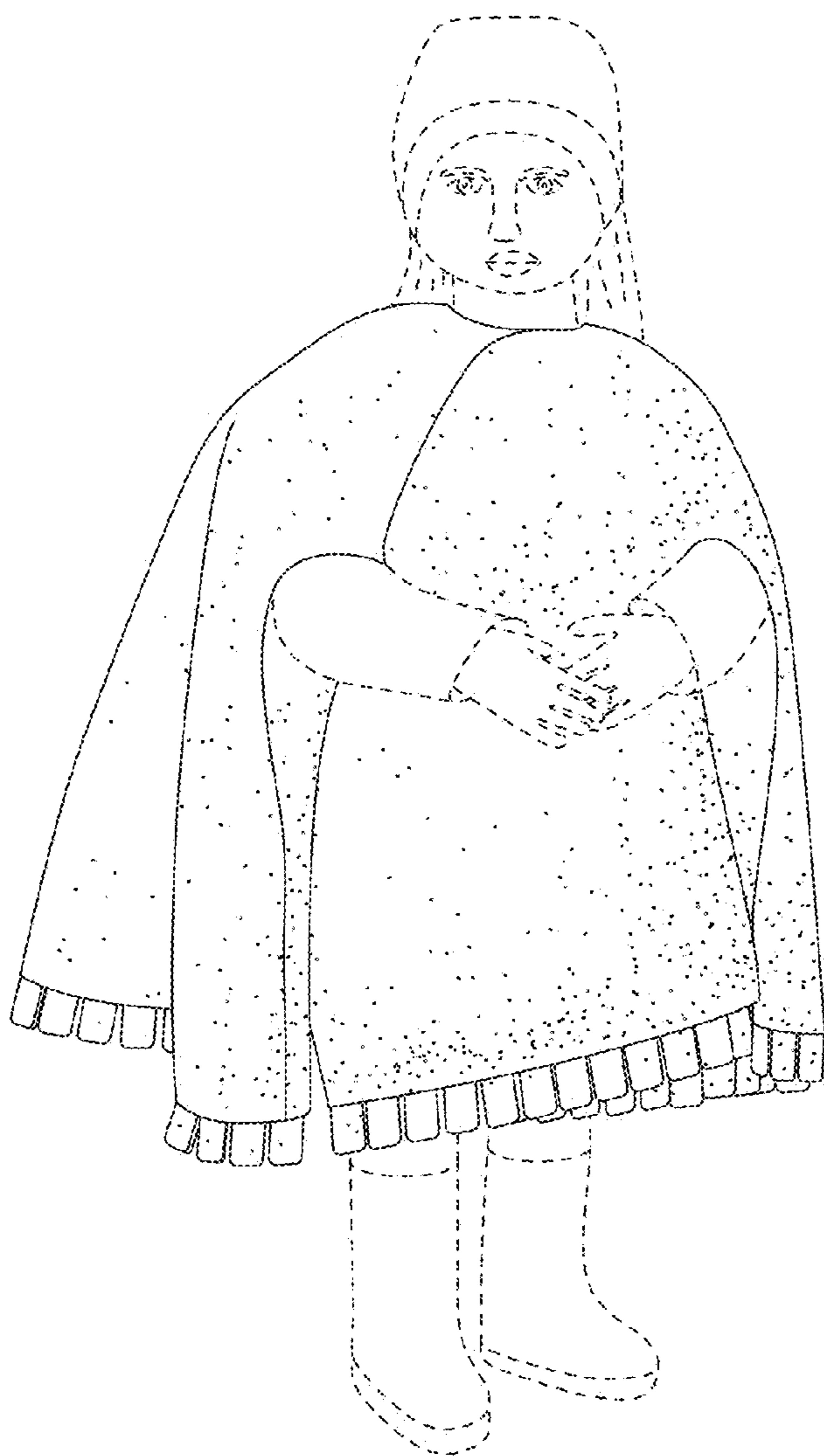


FIG. 8