



US00D751268S

(12) **United States Design Patent**
Hayes

(10) **Patent No.:** **US D751,268 S**
(45) **Date of Patent:** **** Mar. 15, 2016**

(54) **FASTENER FOR SUSPENDERS**
(71) Applicant: **Rufus Hayes**, Detroit, MI (US)
(72) Inventor: **Rufus Hayes**, Detroit, MI (US)
(**) Term: **14 Years**
(21) Appl. No.: **29/513,732**
(22) Filed: **Jan. 5, 2015**
(51) **LOC (10) Cl.** **02-07**
(52) **U.S. Cl.**
USPC **D2/626**
(58) **Field of Classification Search**
USPC D2/624–627, 631, 639–641, 999;
D3/216, 226, 227, 230; D5/99;
D11/221
CPC A41F 1/02; A41F 11/02; A41F 11/16;
A41F 15/00; A41F 3/02; A41F 9/00; A41F
9/002; A44B 19/262; A45F 2003/006; B42F
1/01; B60R 2022/006
See application file for complete search history.

5,353,479 A * 10/1994 Lucier A41F 3/02
2/327
D352,592 S * 11/1994 Susswein D2/639
D363,155 S * 10/1995 Susswein D2/626
5,560,045 A * 10/1996 Rockefeller A41F 3/02
2/327
5,623,735 A 4/1997 Perry
6,167,573 B1 1/2001 Lewis
6,427,252 B1 8/2002 Lewis et al.
6,513,224 B1 * 2/2003 Chen A41F 9/002
2/322
6,959,455 B2 11/2005 Hall
2007/0083973 A1 4/2007 Garniewicz

* cited by examiner

Primary Examiner — Celia Murphy
Assistant Examiner — Clare Ann Gannon
(74) *Attorney, Agent, or Firm* — Dinsmore & Shohl LLP

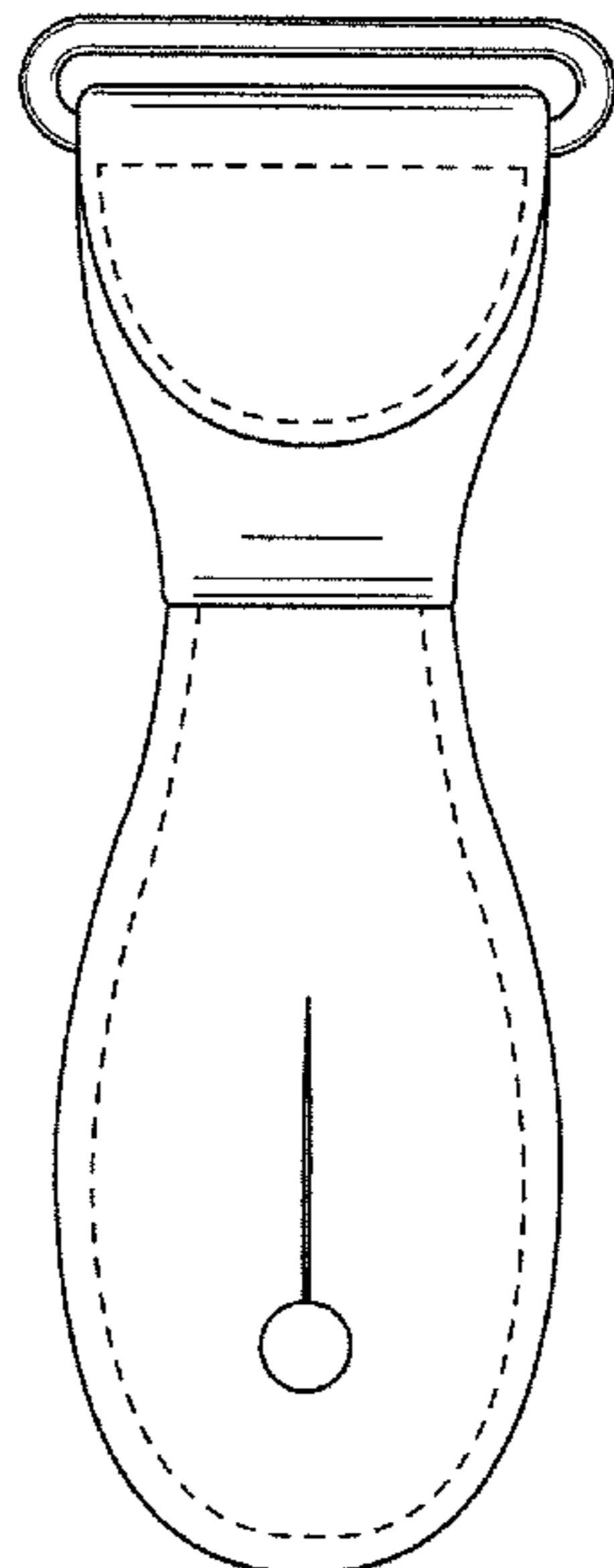
(57) **CLAIM**
The ornamental design for a fastener for suspenders, as shown and described.

DESCRIPTION

FIG. 1 is a front view of a fastener for suspenders showing my new design in a position of use; the broken lines showing a partial human torso representing the environment in which the design resides.
FIG. 2 is a front view of the present design;
FIG. 3 is a right side view of the present design, a corresponding left side view being a mirror image thereof;
FIG. 4 is a rear view of the present design;
FIG. 5 is a bottom view of the present design; and,
FIG. is a top view of the present design.
The broken lines on the surface of the claim depict stitching. All other broken lines in FIG. 1 depict environmental subject matter that forms no part of the claimed design.

(56) **References Cited**
U.S. PATENT DOCUMENTS
84,669 A 12/1868 Henlon
726,865 A 5/1903 Clarke
799,464 A * 9/1905 Heilbron A41F 3/00
2/307
826,929 A 7/1906 Freeman
1,100,581 A 6/1914 Kornreich
1,352,903 A 9/1920 McConnell
D58,416 S * 7/1921 Ziegler D2/640
D86,835 S * 4/1932 Freysinger D2/633
2,066,957 A 1/1937 Wratschko
D155,708 S * 10/1949 Innes et al. D2/626
4,967,421 A 11/1990 Grilliot et al.
5,168,582 A 12/1992 Aldridge

1 Claim, 2 Drawing Sheets



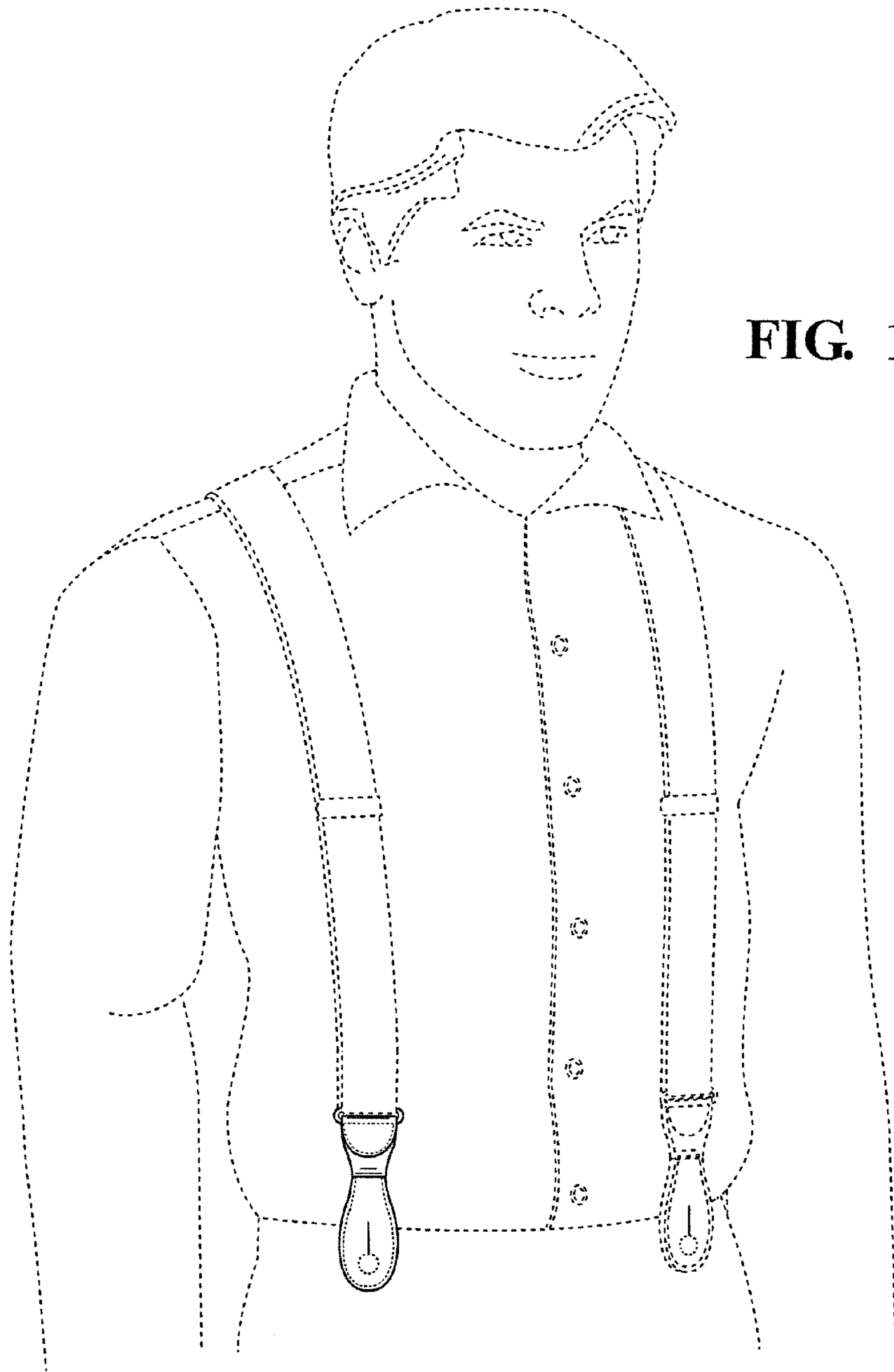


FIG. 1

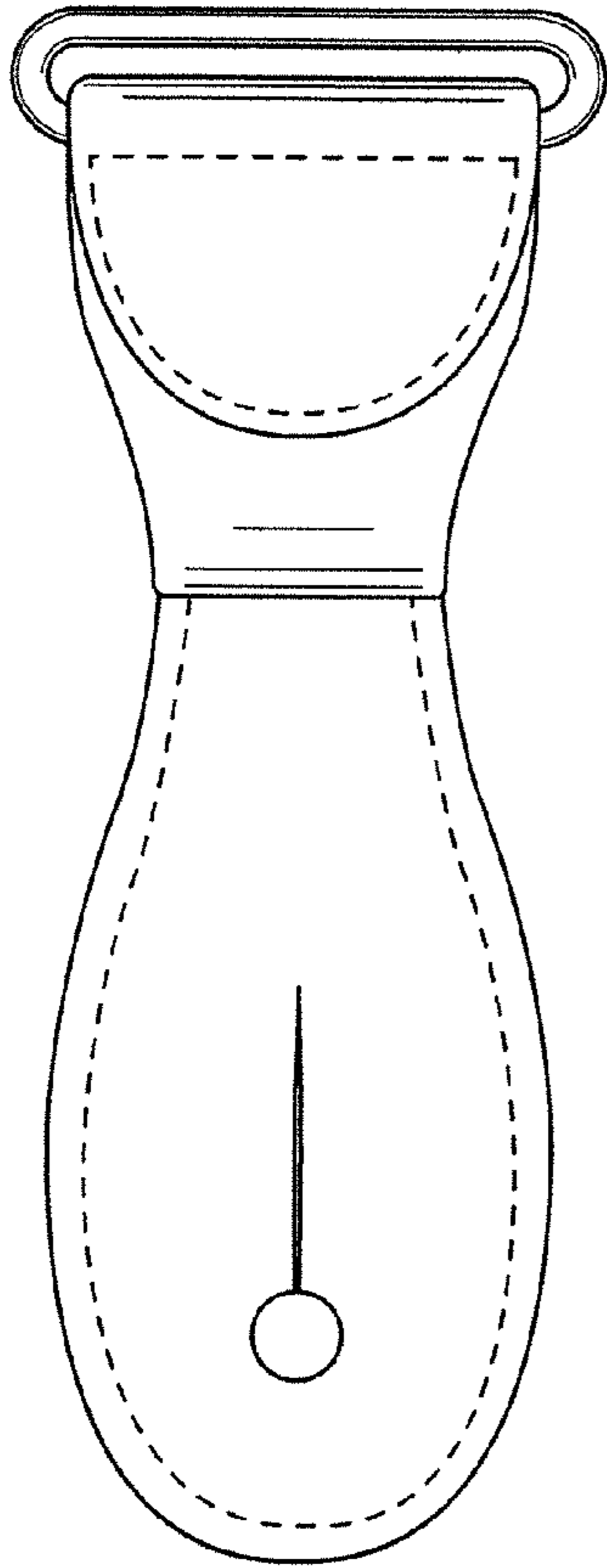


FIG. 2

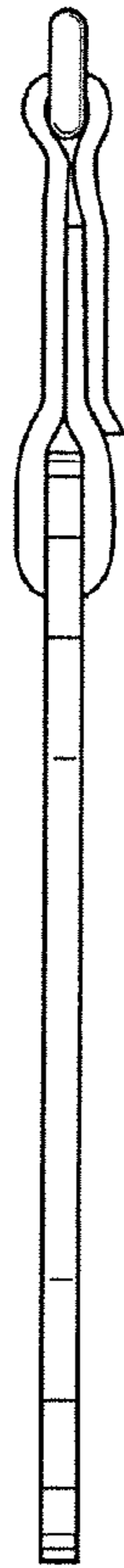


FIG. 3

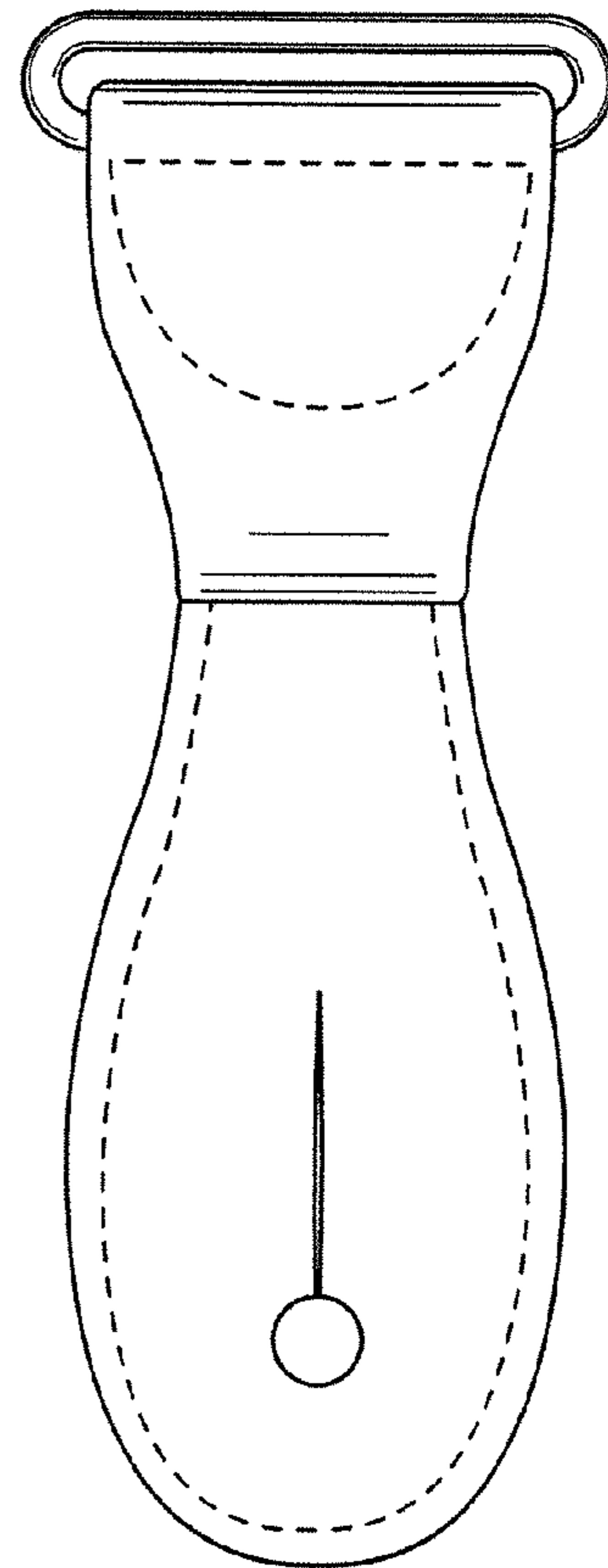


FIG. 4



FIG. 5



FIG. 6