



US00D751267S

(12) **United States Design Patent**
Babcock Gessler

(10) **Patent No.:** **US D751,267 S**
(45) **Date of Patent:** **** Mar. 15, 2016**

(54) **SCARF**

(71) Applicant: **Christina Sue Babcock Gessler**, Santa Fe, NM (US)

(72) Inventor: **Christina Sue Babcock Gessler**, Santa Fe, NM (US)

(**) Term: **14 Years**

(21) Appl. No.: **29/509,702**

(22) Filed: **Nov. 20, 2014**

(51) **LOC (10) Cl.** **02-05**

(52) **U.S. Cl.**
USPC **D2/500**

(58) **Field of Classification Search**
USPC D2/500, 501, 502, 503, 504, 505, 506, D2/507, 508, 600
CPC A41D 23/00; A41D 2023/002; A41D 2023/004; A41D 25/00; A41D 25/001; A41D 25/005; A41D 25/006; A41G 5/0093; A44B 9/00

See application file for complete search history.

(56) **References Cited**

U.S. PATENT DOCUMENTS

D92,603 S *	6/1934	James	2/171
2,806,222 A *	9/1957	Carpenter	A41D 1/22 2/207
6,065,156 A *	5/2000	Murphy	A41D 23/00 2/171
D472,363 S *	4/2003	Raniere	D2/502
D537,609 S *	3/2007	Horowitz	D2/500
D555,326 S *	11/2007	Brown	D2/602
D666,388 S *	9/2012	Benderradji	D2/825
D691,778 S *	10/2013	Iannarino	D2/508
D693,538 S *	11/2013	Katz	D2/605

D695,995 S *	12/2013	Kim	D2/500
2004/0088778 A1 *	5/2004	Adler	A41D 23/00 2/279
2010/0000008 A1 *	1/2010	Lewis	A41D 15/04 2/207
2011/0197339 A1 *	8/2011	Warren	A41D 23/00 2/173
2011/0197340 A1 *	8/2011	Kummerfeldt	A41D 23/00 2/207
2012/0324624 A1 *	12/2012	Day	A41D 23/00 2/202
2015/0007377 A1 *	1/2015	Pavalon	A41D 3/08 2/69
2015/0181958 A1 *	7/2015	Rawlins	A41D 23/00 2/207

* cited by examiner

Primary Examiner — Karen E. Eldridge Powers
Assistant Examiner — Jasmine Mlinarcik

(57) **CLAIM**

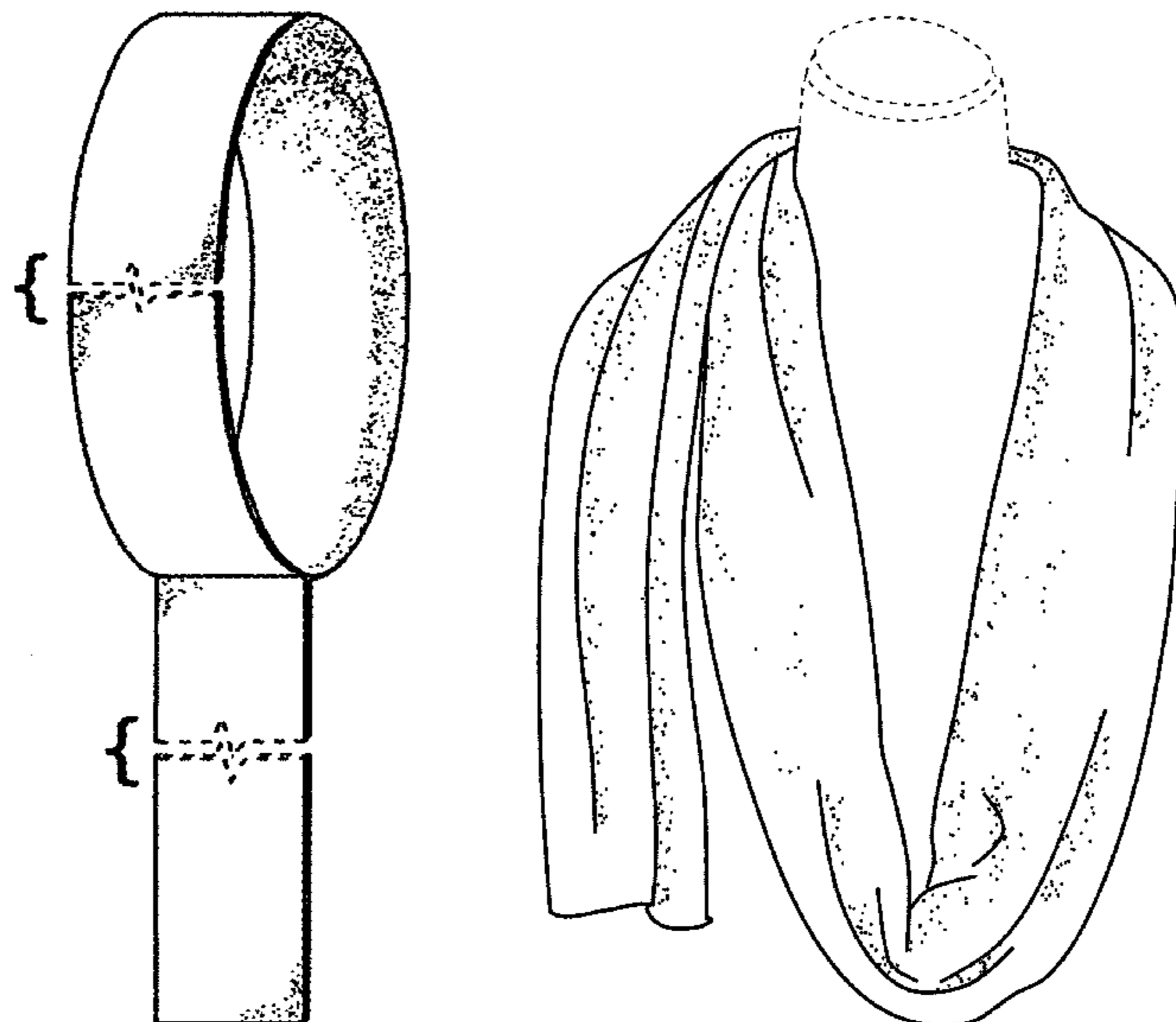
The ornamental design for a scarf, as shown and described.

DESCRIPTION

FIG. 1 is a front perspective view of my new scarf design, the rear perspective view being a mirror image thereof; FIG. 2 is a right side elevation view of the scarf, the left side view being a mirror image thereof; FIG. 3 is a front elevation view shown in an environment of use thereof; and, FIG. 4 is another front elevation view shown in an environment of use thereof.

Any broken line illustration of environmental structure in the drawings is not part of the design sought to be patented. The bracketed separations shown in FIG. 1 indicate that any portion of the article beyond what is shown forms no part of the claimed design.

1 Claim, 3 Drawing Sheets



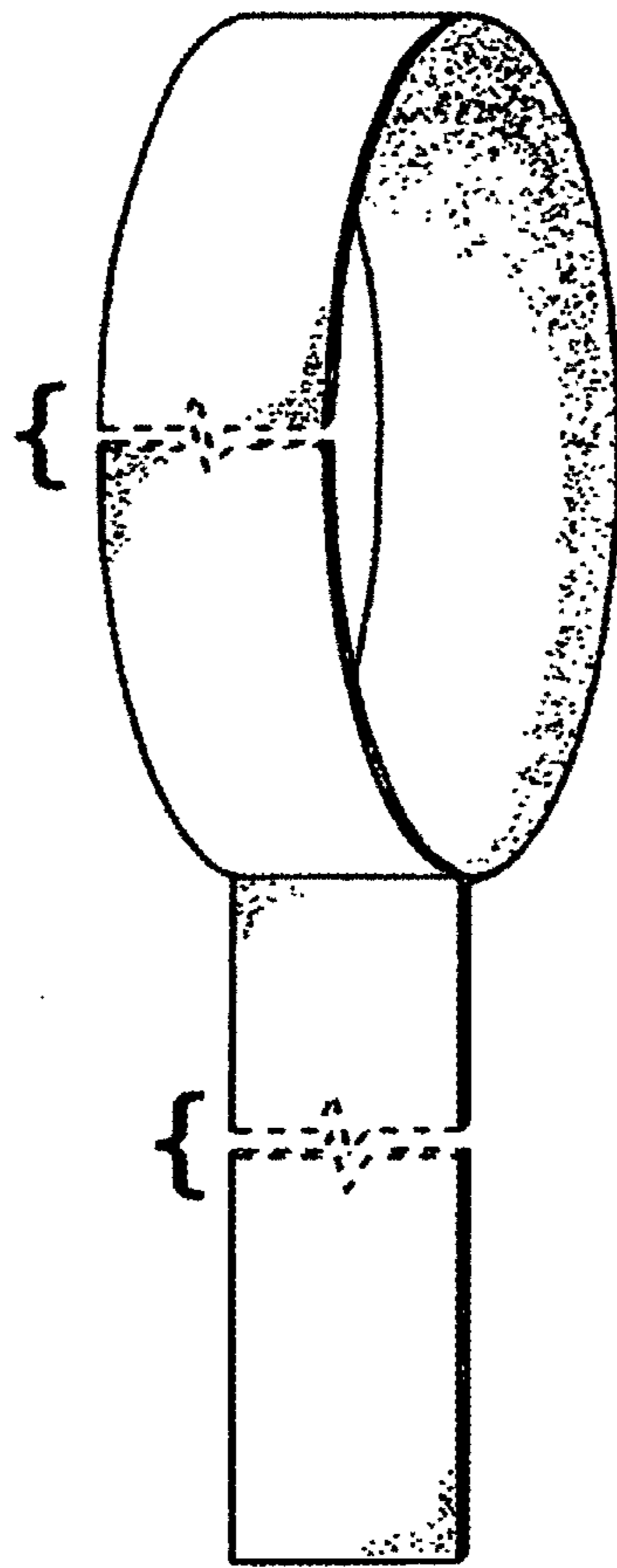


FIG. 1

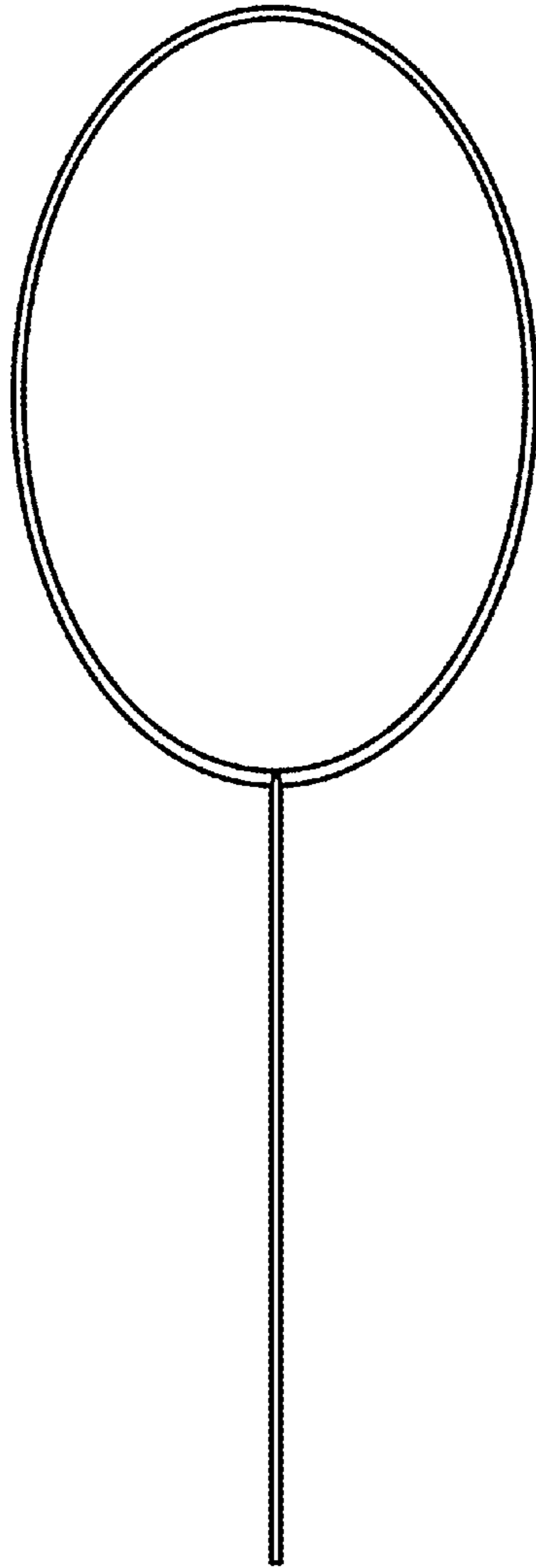


FIG. 2

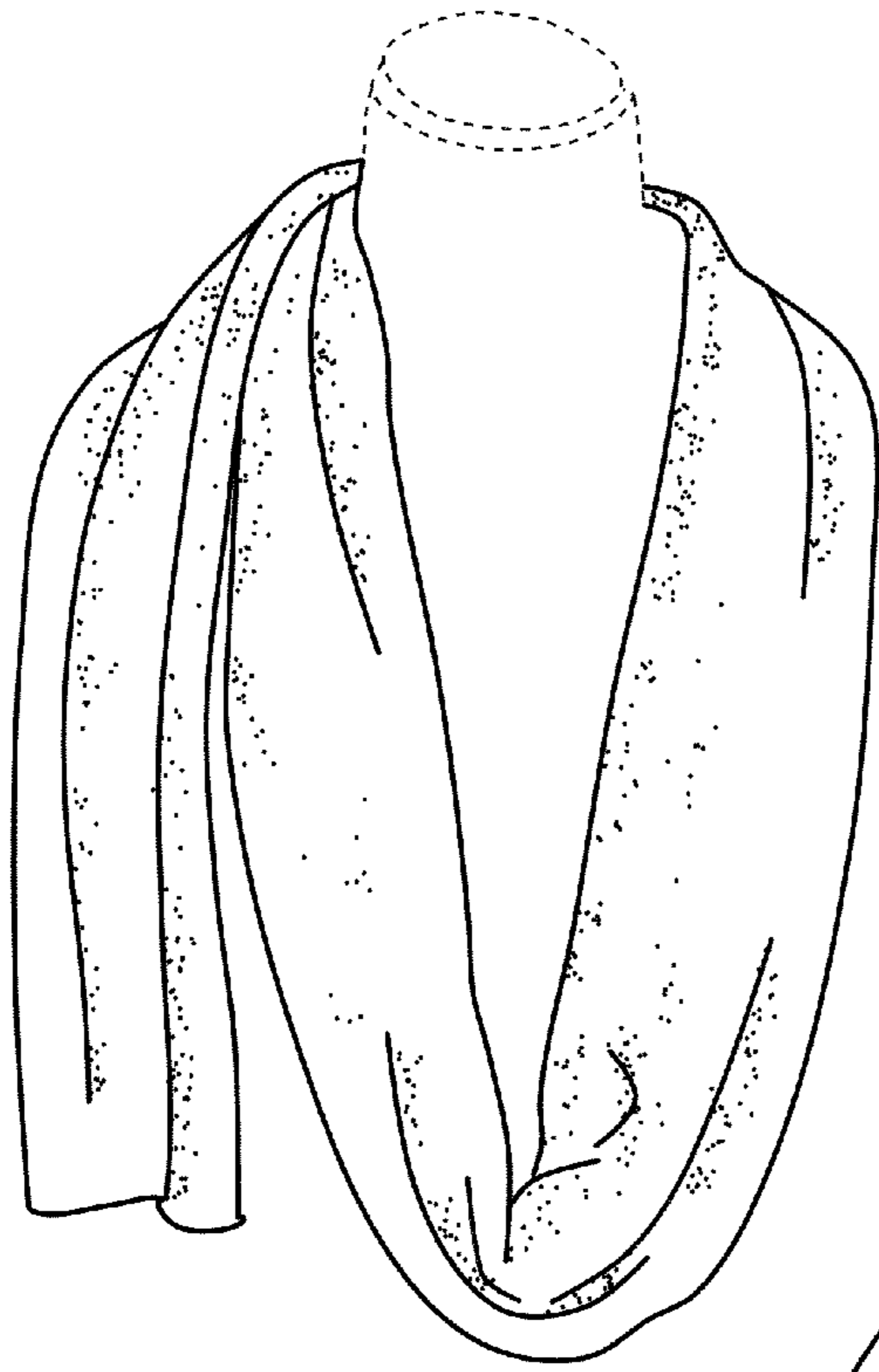


FIG. 3

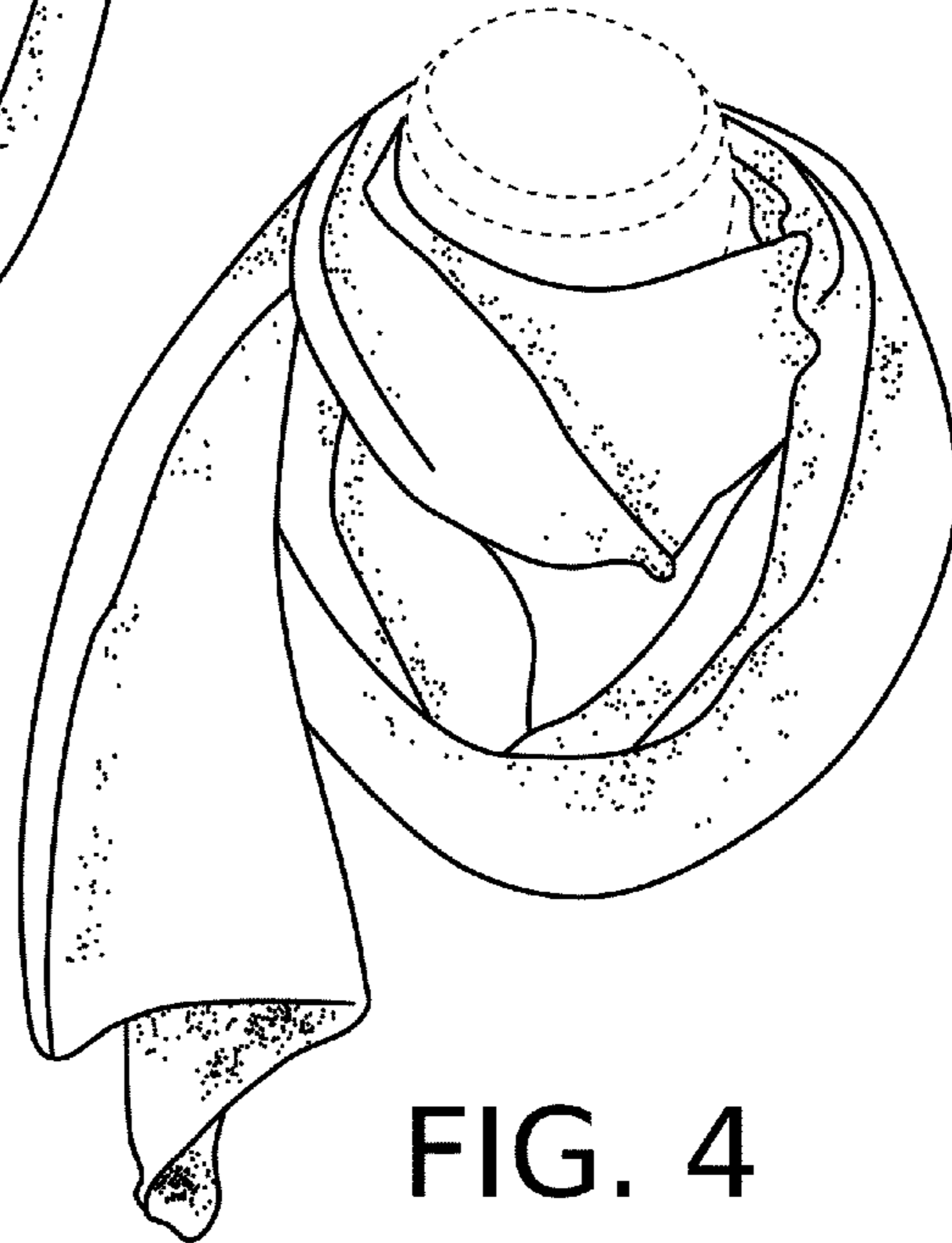


FIG. 4