



US00D751258S

(12) **United States Design Patent**  
**Setser**

(10) **Patent No.:** **US D751,258 S**

(45) **Date of Patent:** **\*\* \*Mar. 8, 2016**

- (54) **JACK-SHAPED CHEW TOY**
- (71) Applicant: **Rose America Corporation**, Wichita, KS (US)
- (72) Inventor: **Keith Setser**, Wichita, KS (US)
- (73) Assignee: **Rose America Corporation**, Wichita, KS (US)
- (\*) Notice: This patent is subject to a terminal disclaimer.
- (\*\*) Term: **14 Years**
- (21) Appl. No.: **29/478,692**
- (22) Filed: **Jan. 7, 2014**
- (51) **LOC (10) Cl.** ..... **30-99**
- (52) **U.S. Cl.**  
USPC ..... **D30/160**
- (58) **Field of Classification Search**  
USPC ..... D30/160; D21/386, 707, 712-713; D24/194-195; 119/702, 707-711; 273/154; 446/324, 488; 473/281, 570, 473/594-596, 614; 482/45, 110  
See application file for complete search history.

(56) **References Cited**

U.S. PATENT DOCUMENTS

|                |         |                |       |         |
|----------------|---------|----------------|-------|---------|
| D70,800 S *    | 8/1926  | McDonald       | ..... | D21/386 |
| 3,597,874 A *  | 8/1971  | Ogsbury et al. | ..... | 446/104 |
| 4,309,038 A *  | 1/1982  | Spoon          | ..... | 473/596 |
| D291,174 S *   | 8/1987  | Koziol         | ..... | D8/38   |
| D396,253 S *   | 7/1998  | Beecher        | ..... | D21/406 |
| D408,921 S *   | 4/1999  | Wexler         | ..... | D24/194 |
| 6,112,703 A *  | 9/2000  | Handelsman     | ..... | 119/707 |
| D441,506 S *   | 5/2001  | Flynn          | ..... | D30/160 |
| D441,925 S *   | 5/2001  | Flynn          | ..... | D30/160 |
| D473,683 S     | 4/2003  | Willinger      |       |         |
| 6,579,145 B1 * | 6/2003  | Maxim          | ..... | 473/595 |
| D497,457 S     | 10/2004 | Willinger      |       |         |

|                   |         |                   |       |         |
|-------------------|---------|-------------------|-------|---------|
| D505,492 S *      | 5/2005  | Listenberger      | ..... | D24/194 |
| 7,022,036 B2 *    | 4/2006  | DuFlon et al.     | ..... | 473/570 |
| D532,113 S *      | 11/2006 | Huang             | ..... | D30/160 |
| D545,510 S *      | 6/2007  | Viola             | ..... | D30/160 |
| D554,811 S *      | 11/2007 | Rutherford        | ..... | D30/160 |
| D568,487 S        | 5/2008  | Hsu               |       |         |
| D580,112 S        | 11/2008 | Stiles            |       |         |
| D582,998 S *      | 12/2008 | Chernick et al.   | ..... | D21/707 |
| D583,519 S        | 12/2008 | Roberts           |       |         |
| D624,713 S        | 9/2010  | Rutherford et al. |       |         |
| D626,706 S        | 11/2010 | Ragonetti         |       |         |
| D658,243 S        | 4/2012  | Saber et al.      |       |         |
| D700,755 S *      | 3/2014  | Reiss et al.      | ..... | D30/160 |
| D708,818 S *      | 7/2014  | Axelrod et al.    | ..... | D30/160 |
| D709,560 S *      | 7/2014  | Baumann et al.    | ..... | D21/398 |
| D709,561 S *      | 7/2014  | Baumann et al.    | ..... | D21/398 |
| D712,602 S *      | 9/2014  | Chen et al.       | ..... | D30/160 |
| 2001/0029904 A1 * | 10/2001 | Viola             | ..... | 119/707 |

\* cited by examiner

*Primary Examiner* — Cathy Anne MacCormac

(74) *Attorney, Agent, or Firm* — Michael J. Bujold; Davis & Bujold PLLC

(57) **CLAIM**

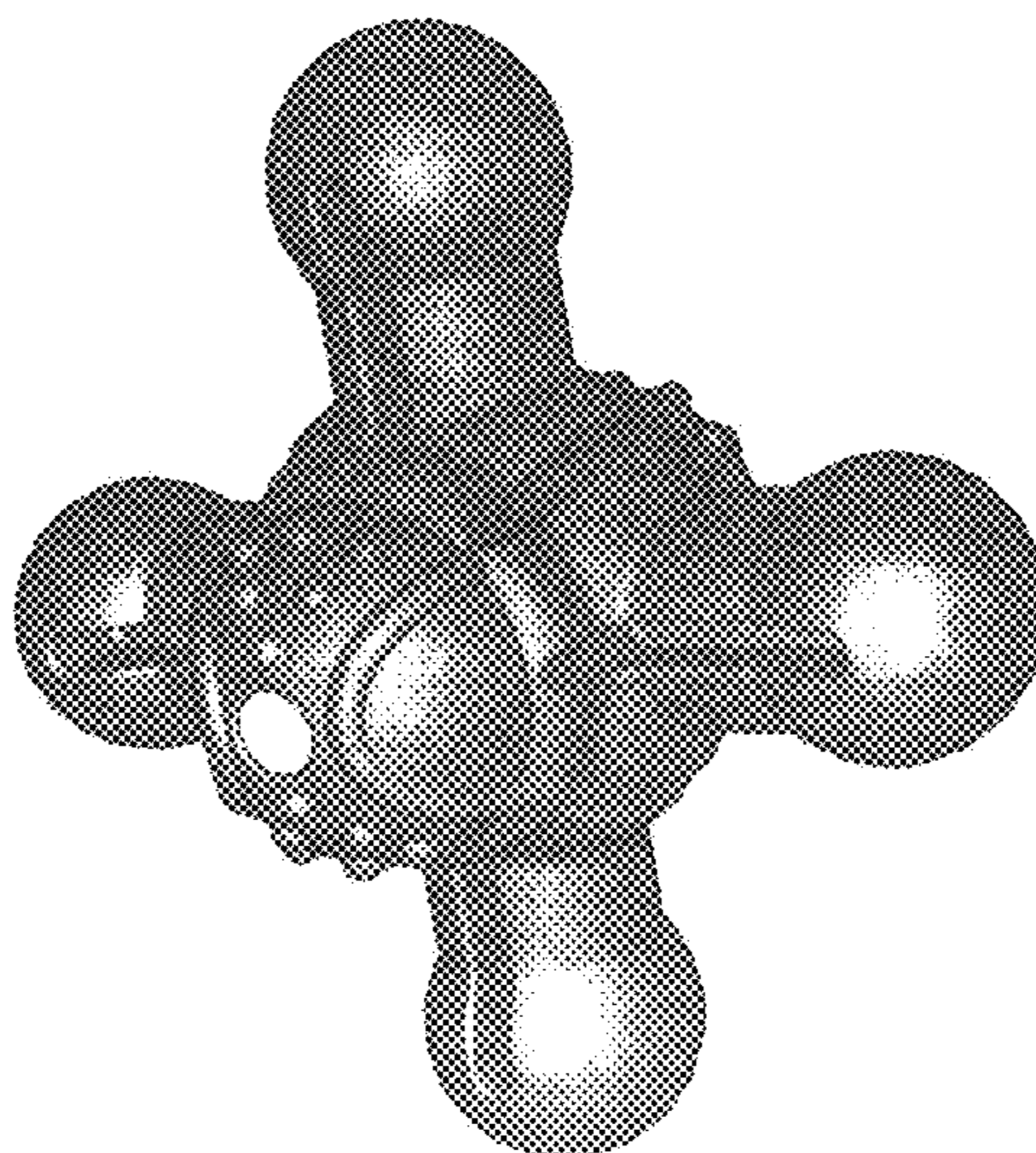
The ornamental design for a jack-shaped chew toy, as shown and described.

**DESCRIPTION**

FIG. 1 is a perspective view of a jack-shaped chew toy, from the right, front and top, showing my new design;  
 FIG. 2 is a perspective view thereof, from the right, rear and top;  
 FIG. 3 is a front view thereof, the rear view being identical; and,  
 FIG. 4 is a top plan view thereof, the bottom plan view being identical.

The broken line on FIGS. 1-3 is a boundary between the claimed subject matter and the area within the boundary line that represents no subject matter. The broken line is for illustration only and forms no part of the claimed design.

**1 Claim, 4 Drawing Sheets**






Fig. 1

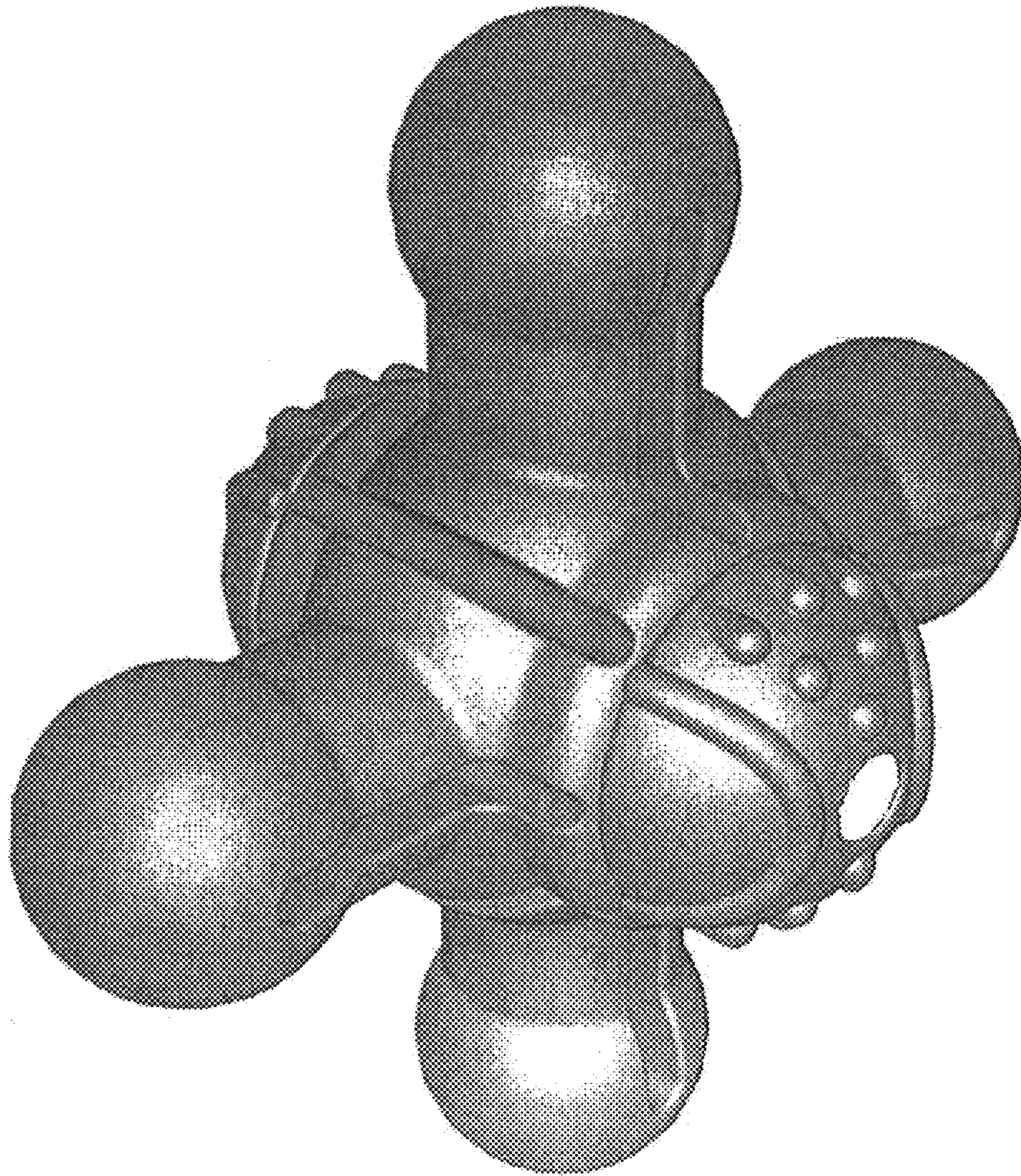


Fig. 2

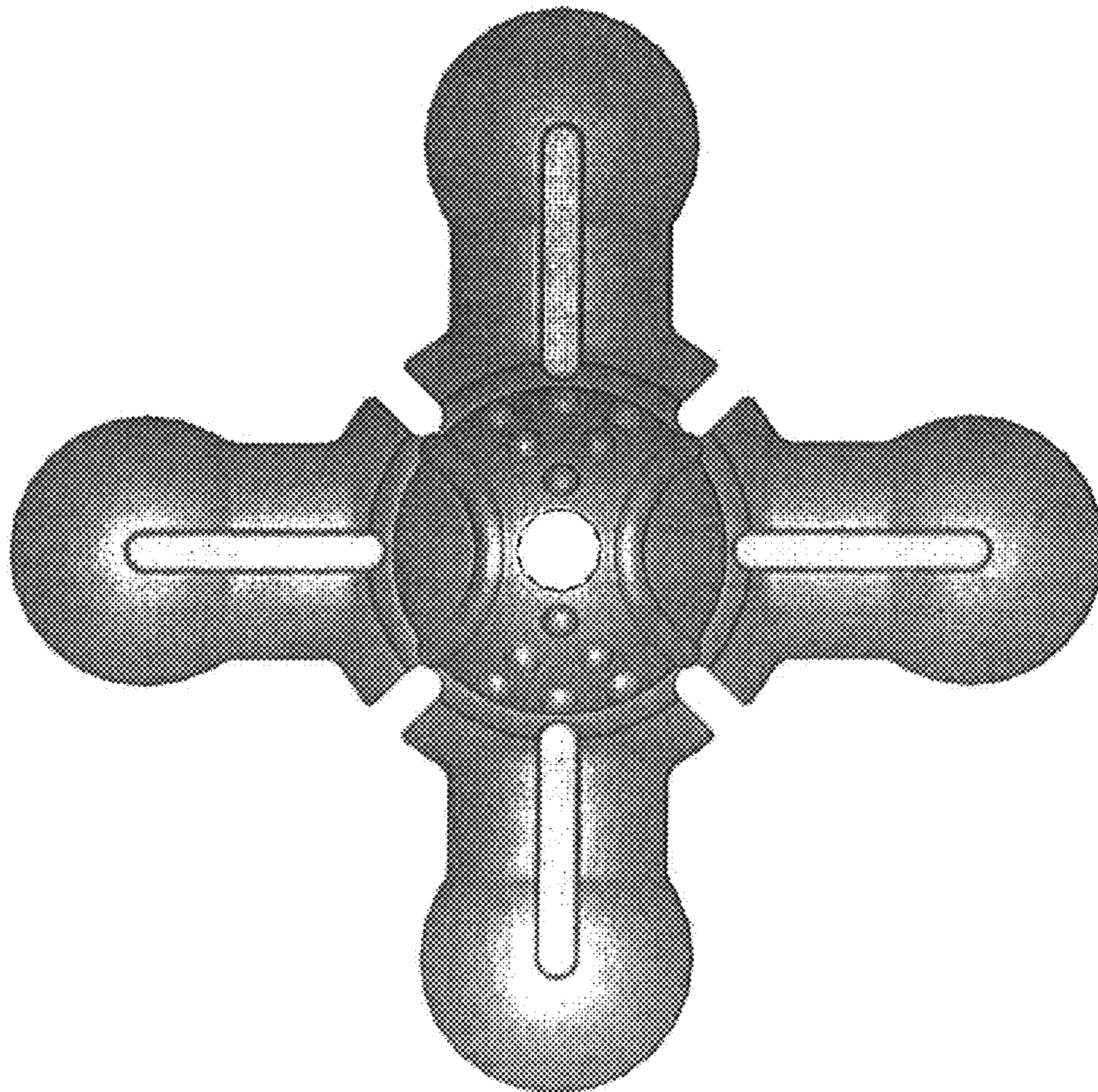


Fig. 3

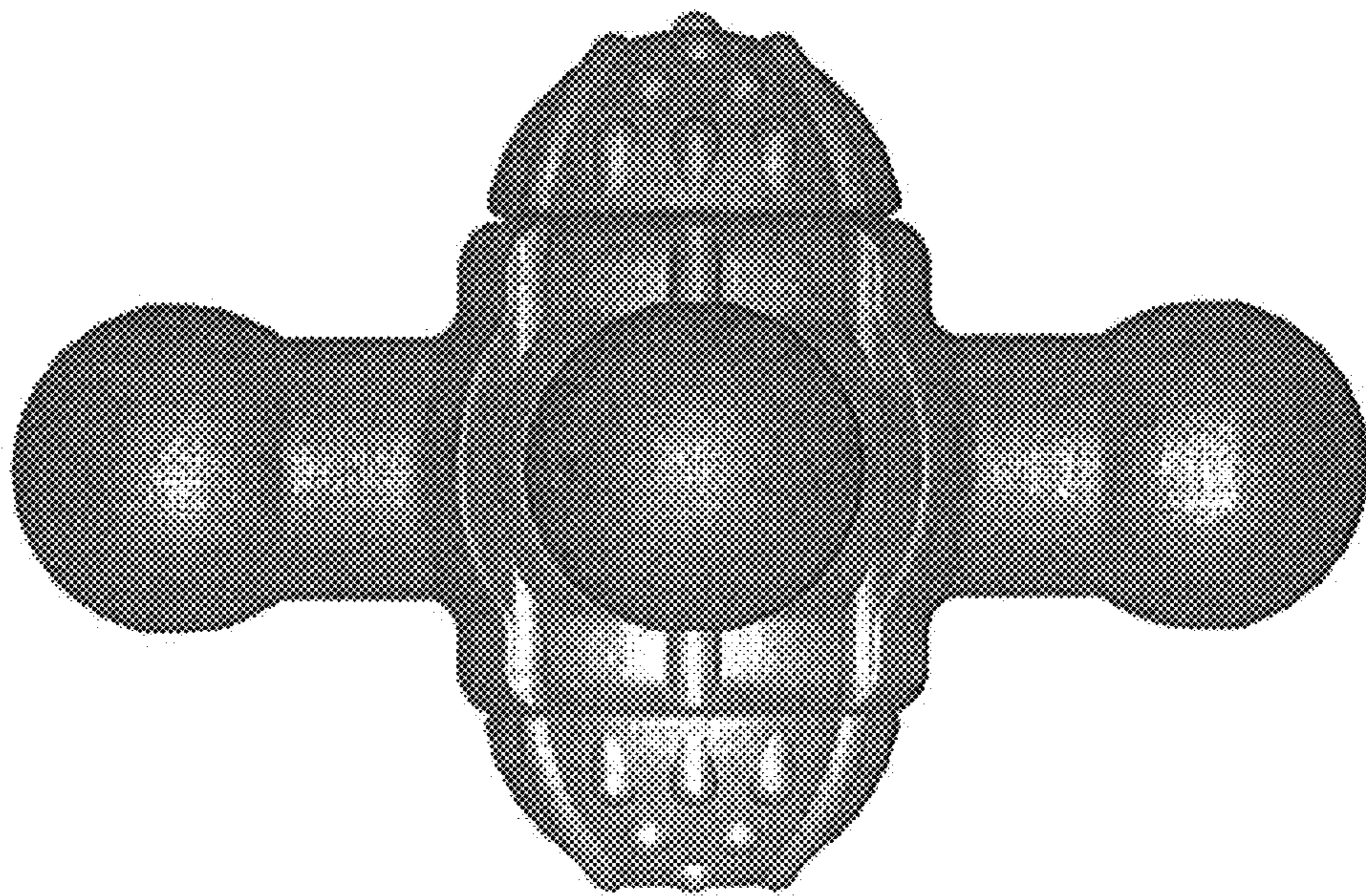


Fig. 4