



US00D751226S

(12) **United States Design Patent**
Rynberk

(10) **Patent No.:** **US D751,226 S**
(45) **Date of Patent:** **** Mar. 8, 2016**

(54) **LAWN EDGING**

(71) Applicant: **VALLEY VIEW INDUSTRIES H.C., INC.**, Crestwood, IL (US)

(72) Inventor: **Howard Rynberk**, Crestwood, IL (US)

(73) Assignee: **Valley View Industries H.C., Inc.**, Crestwood, IL (US)

(**) Term: **14 Years**

(21) Appl. No.: **29/508,642**

(22) Filed: **Nov. 8, 2014**

(51) **LOC (10) Cl.** **25-01**

(52) **U.S. Cl.**
USPC **D25/164**

(58) **Field of Classification Search**
USPC D25/164
CPC E01C 19/52; E01F 9/053; E01F 9/0533;
A01G 1/08

See application file for complete search history.

(56) **References Cited**

U.S. PATENT DOCUMENTS

D426,322 S *	6/2000	Anderson	D25/164
D475,147 S *	5/2003	Ogawa	D25/113
D631,176 S *	1/2011	Simpson	D25/164
2002/0095862 A1 *	7/2002	Conde	A01G 1/08 47/33
2002/0112399 A1 *	8/2002	Riccobene	A01G 1/08 47/33
2002/0112415 A1 *	8/2002	Eakin	A01G 1/08 52/102

* cited by examiner

Primary Examiner — Doris Clark

(74) *Attorney, Agent, or Firm* — Justin Lampel


(57) **CLAIM**

The ornamental design for a lawn edging, as shown and described.

DESCRIPTION

FIG. 1 is a top perspective view of the lawn edging;
FIG. 2 is a side view of the lawn edging;
FIG. 3 is the opposite side view of the lawn edging;
FIG. 4 is a top view of the lawn edging;
FIG. 5 is a bottom view of the lawn edging;
FIG. 6 is a front view of the lawn edging; and,
FIG. 7 is a back view of the lawn edging.

1 Claim, 3 Drawing Sheets






FIG.1




FIG.2




FIG. 3




FIG. 4



FIG. 5

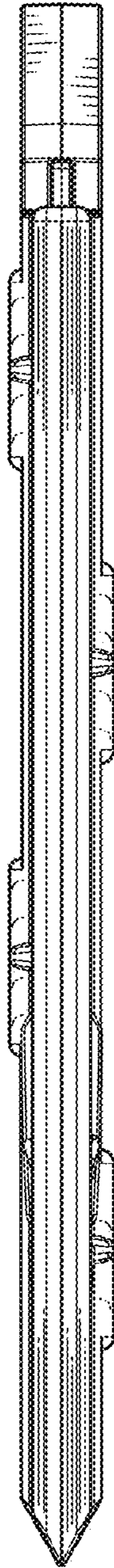


FIG. 6

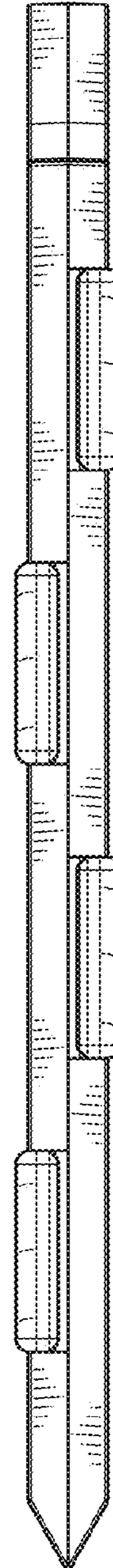


FIG. 7