



US00D751212S

(12) **United States Design Patent**
Moreland et al.

(10) **Patent No.:** **US D751,212 S**
(45) **Date of Patent:** **** Mar. 8, 2016**

(54) **FOOT WRAP**

(71) Applicant: **Ansell Limited**, Richmond, Victoria (AU)
(72) Inventors: **Jeffrey C. Moreland**, Simpsonville, SC (US); **Eric Thompson**, Central, SC (US); **Jamie Ashworth**, Freehold, NJ (US); **Carrie Lirae Merck**, Clemson, SC (US); **Kristin King**, West New York, NJ (US); **Roger E. Huckfeldt**, Nixa, MO (US)

(73) Assignee: **Ansell Limited**, Victoria (AU)

(**) Term: **14 Years**

(21) Appl. No.: **29/497,690**

(22) Filed: **Jul. 28, 2014**

(51) **LOC (10) Cl.** **24-04**

(52) **U.S. Cl.**
USPC **D24/192**

(58) **Field of Classification Search**
USPC D24/189, 190.192
CPC A61F 13/066; A61F 5/0111; A61F 5/0127
See application file for complete search history.

(56) **References Cited**

U.S. PATENT DOCUMENTS

1,568,757	A	1/1926	McIntyre	
2,645,222	A *	7/1953	Capossela	A61F 13/066 602/62
3,050,053	A *	8/1962	Peckham	A61F 5/05841 602/5
3,312,219	A *	4/1967	Peckham	A61F 13/066 602/65
3,506,000	A *	4/1970	Baker	A61F 13/066 2/22
D239,058	S *	3/1976	Gaylord	D24/192
4,133,311	A *	1/1979	Karczewski	A61F 13/066 602/65
4,844,058	A *	7/1989	Vogelbach	A61F 13/066 602/27
4,962,768	A *	10/1990	Stromgren	A61F 13/066 602/27

D326,948	S *	6/1992	Williams	D2/922
D343,685	S *	1/1994	Felix	D24/190
D388,173	S *	12/1997	Eriksson	D24/190
D397,797	S *	9/1998	Chiang	D24/192
D455,836	S *	4/2002	Lammers	D24/192
D475,789	S *	6/2003	McCormick	D24/190
D482,792	S *	11/2003	McCormick	D24/192
D505,727	S *	5/2005	Krahner	D24/192
D515,217	S *	2/2006	Machin	D24/192

(Continued)

Primary Examiner — T. Chase Nelson

Assistant Examiner — Michelle E Wilson

(74) *Attorney, Agent, or Firm* — Moser Taboada

(57) **CLAIM**

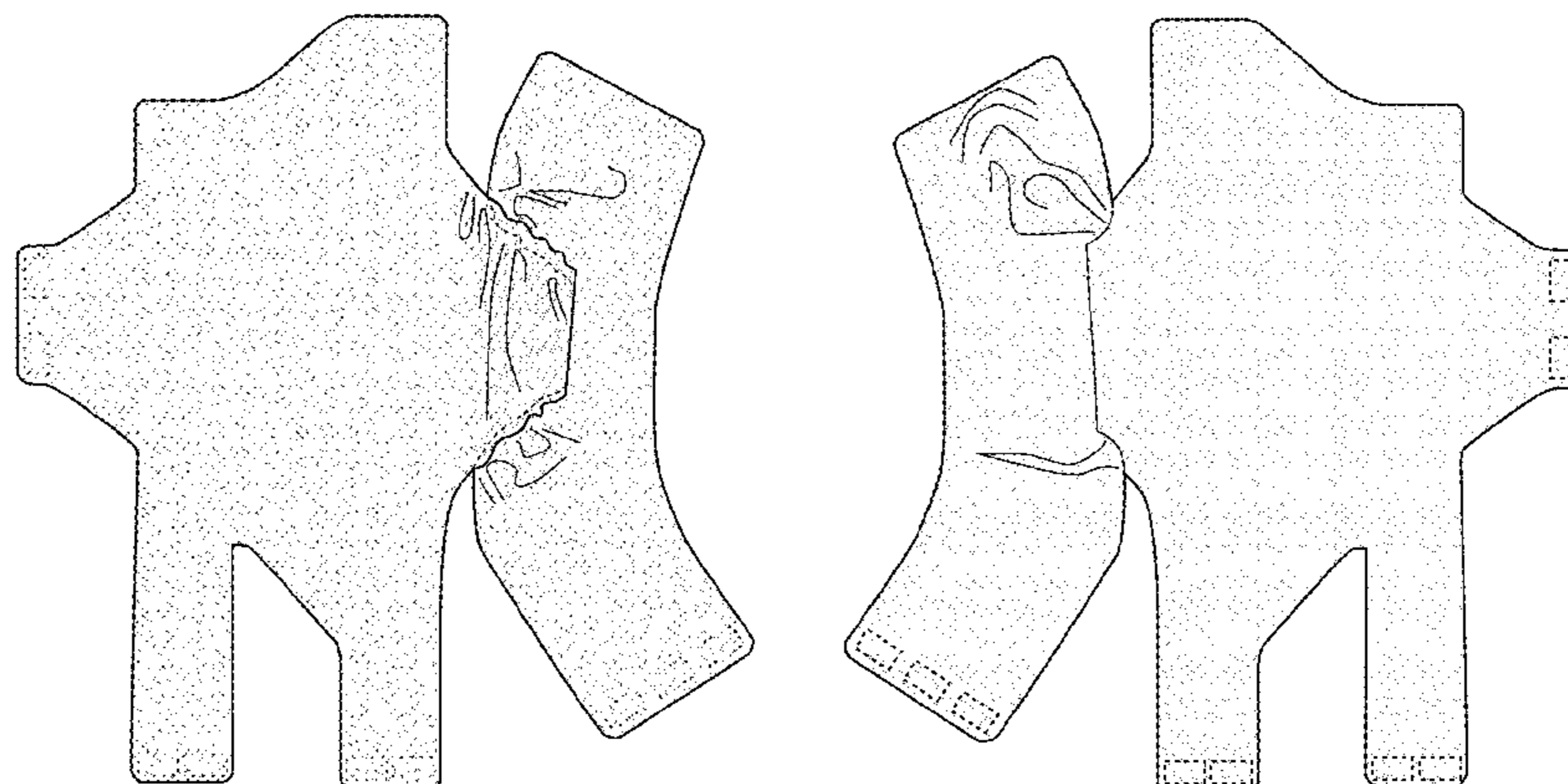
The ornamental design for a foot wrap, substantially as shown and described.

DESCRIPTION

FIG. 1 is a flattened sewn top view of a foot wrap, embodying the new design;
 FIG. 2 is a flattened sewn bottom view of a foot wrap, embodying the new design;
 FIG. 3 is a front view of a foot wrap wrapped around a foot, embodying the new design;
 FIG. 4 is a back view of a foot wrap wrapped around a foot, embodying the new design;
 FIG. 5 is a right view of a foot wrap wrapped around a foot, embodying the new design;
 FIG. 6 is a left view of a foot wrap wrapped around a foot, embodying the new design;
 FIG. 7 is a top view of a foot wrap wrapped around a foot, embodying the new design; and,
 FIG. 8 is a bottom view of a foot wrap wrapped around a foot, embodying the new design.

The lighter, thicker broken lines in FIGS. 3-4 in a box shape illustrate features that form no part of the claimed design. Also the longer, lighter dashed lines in FIGS. 3-7 illustrate environmental structure that forms no part of the claimed design. Other dashed lines, such as in FIGS. 1, 2, 4, 6, and 8 represent sewn stitches and are a part of the claimed design.

1 Claim, 4 Drawing Sheets



US D751,212 S

Page 2

(56)

References Cited

U.S. PATENT DOCUMENTS

D555,253 S * 11/2007 McConnico D24/183
D665,914 S * 8/2012 Chiang D24/192
D668,342 S * 10/2012 Hilaire D24/190

D679,023 S 3/2013 Quisenberry
D686,738 S * 7/2013 Tabron D24/192
D687,155 S * 7/2013 Caden D2/980
D694,894 S * 12/2013 Severin D24/192
D696,784 S * 12/2013 Ibrahim D24/190

* cited by examiner

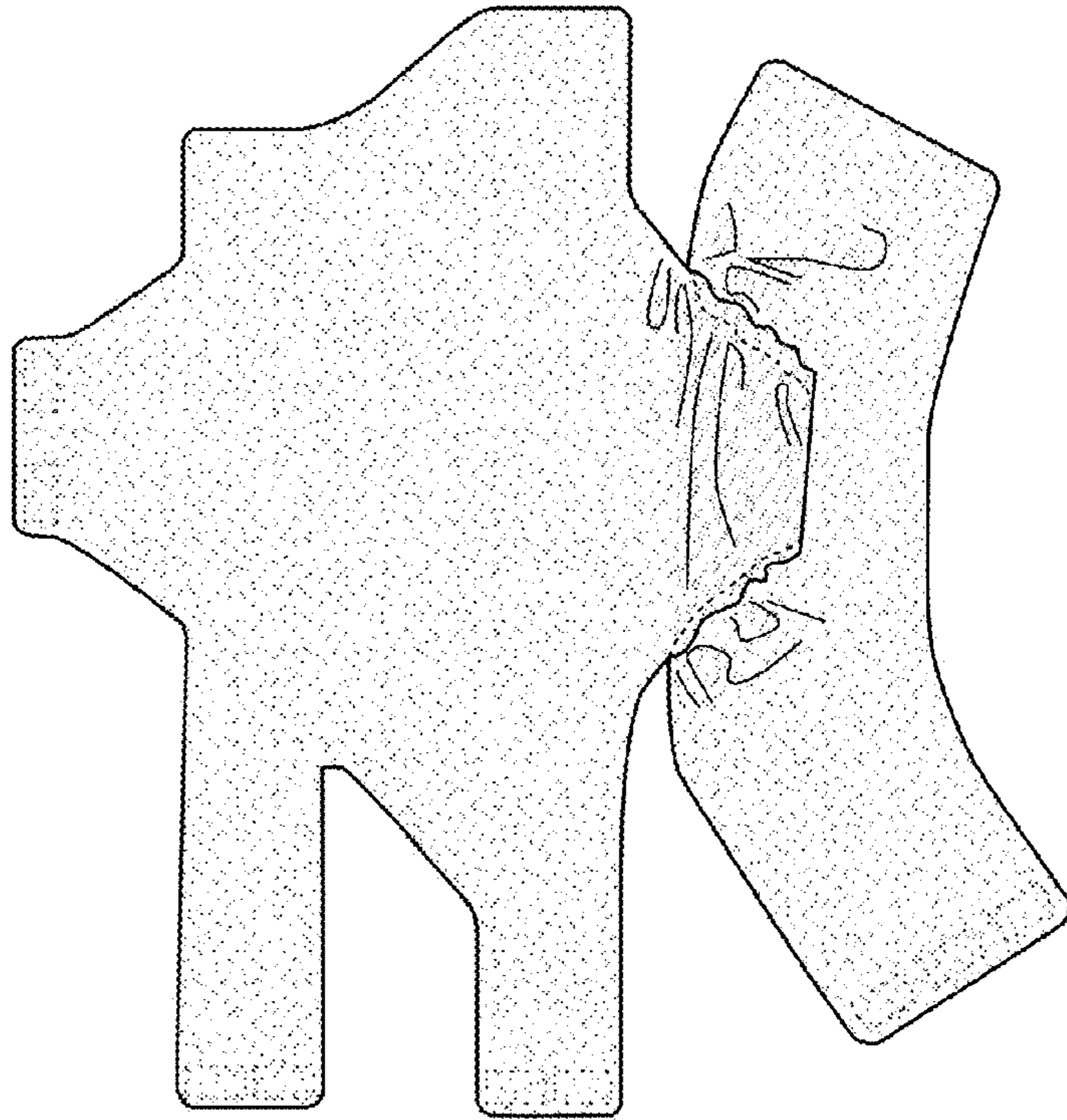


FIG. 1

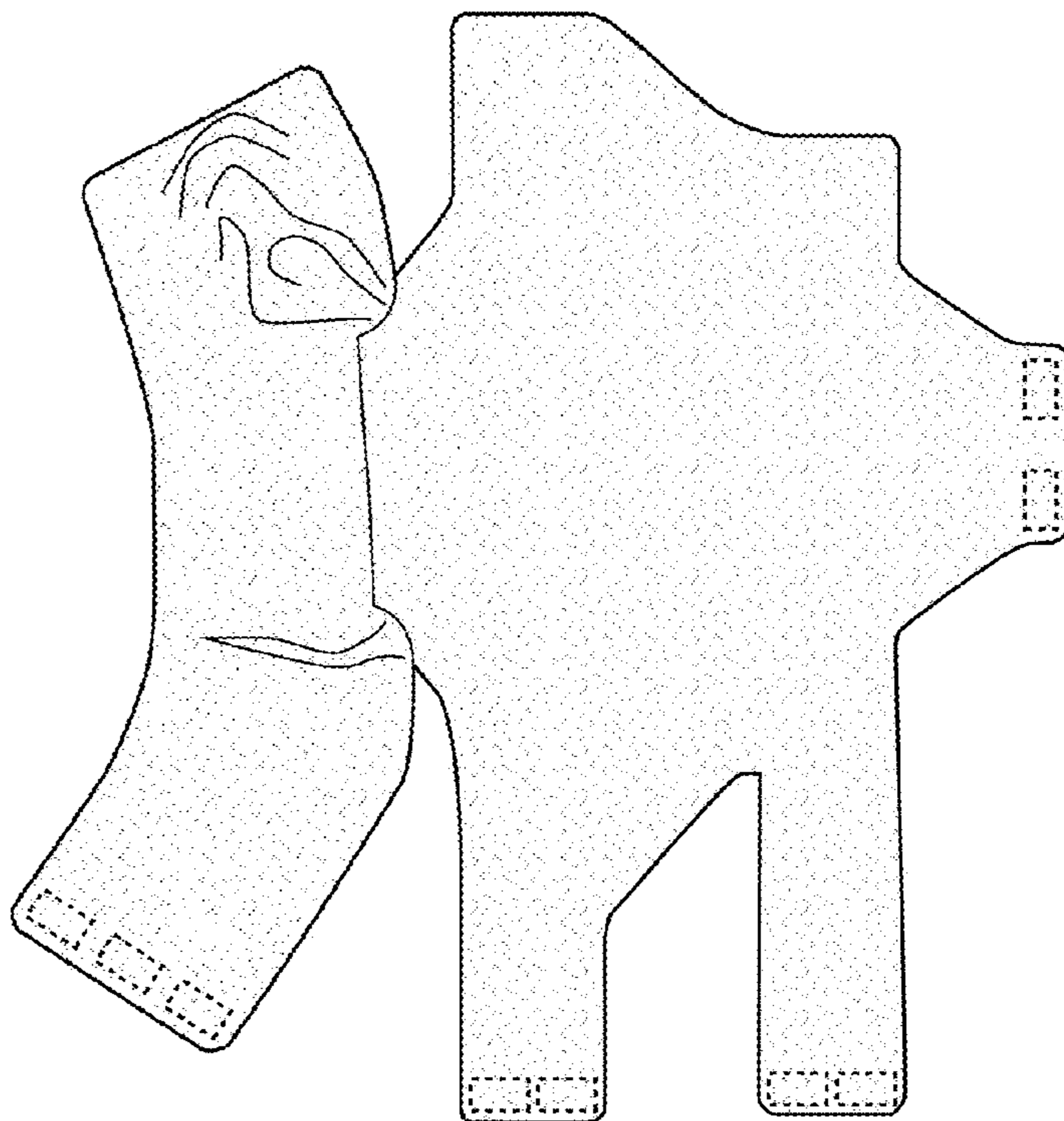


FIG. 2

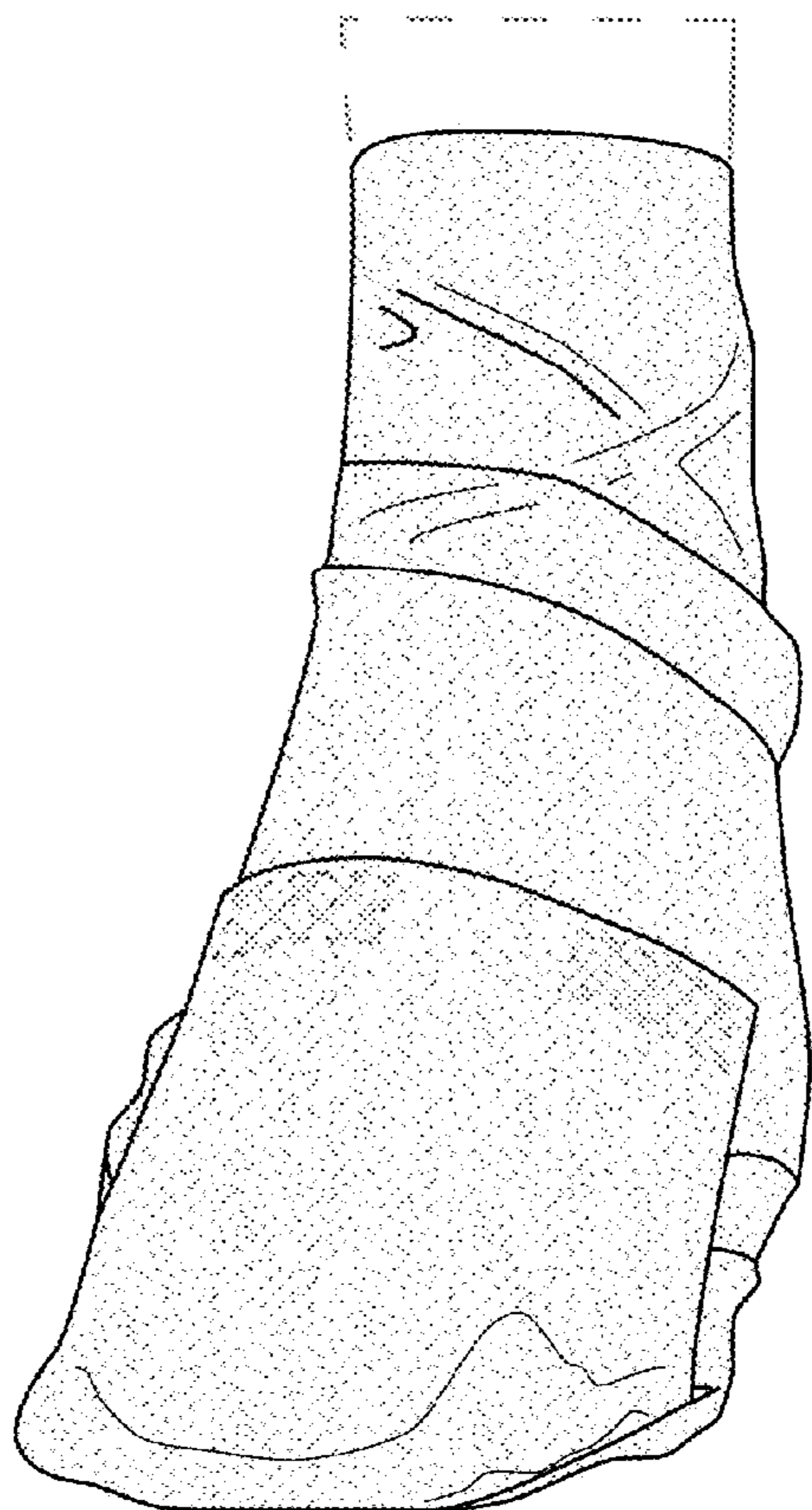


FIG. 3

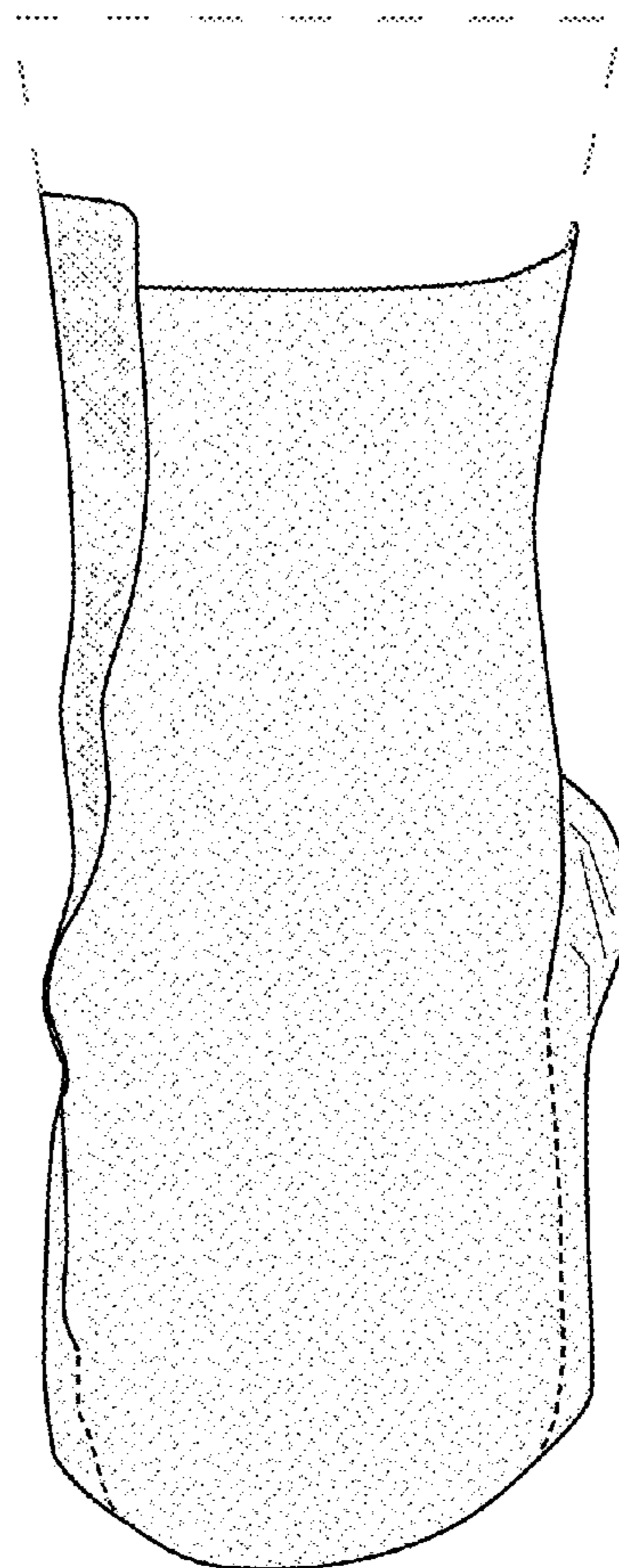


FIG. 4

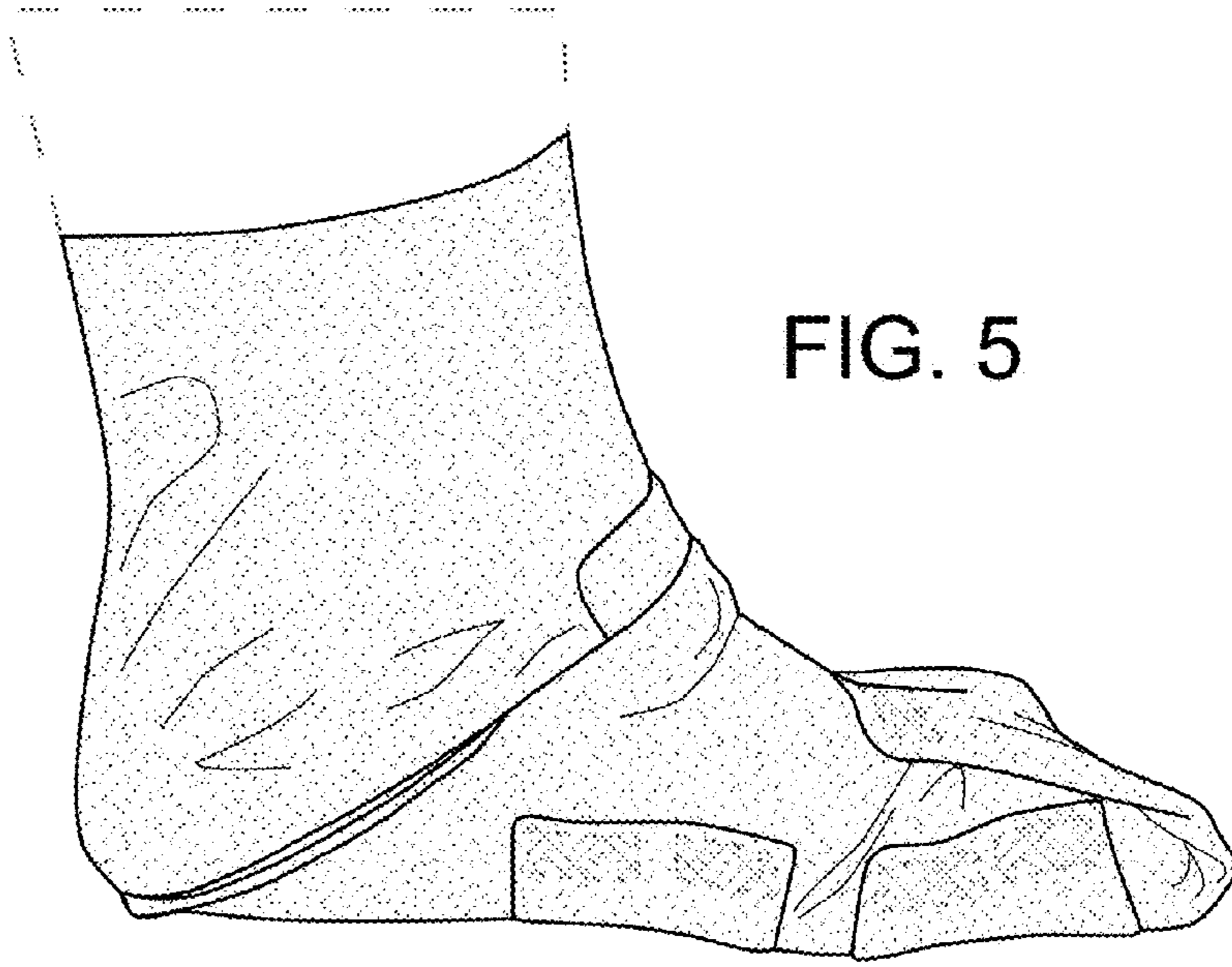


FIG. 5

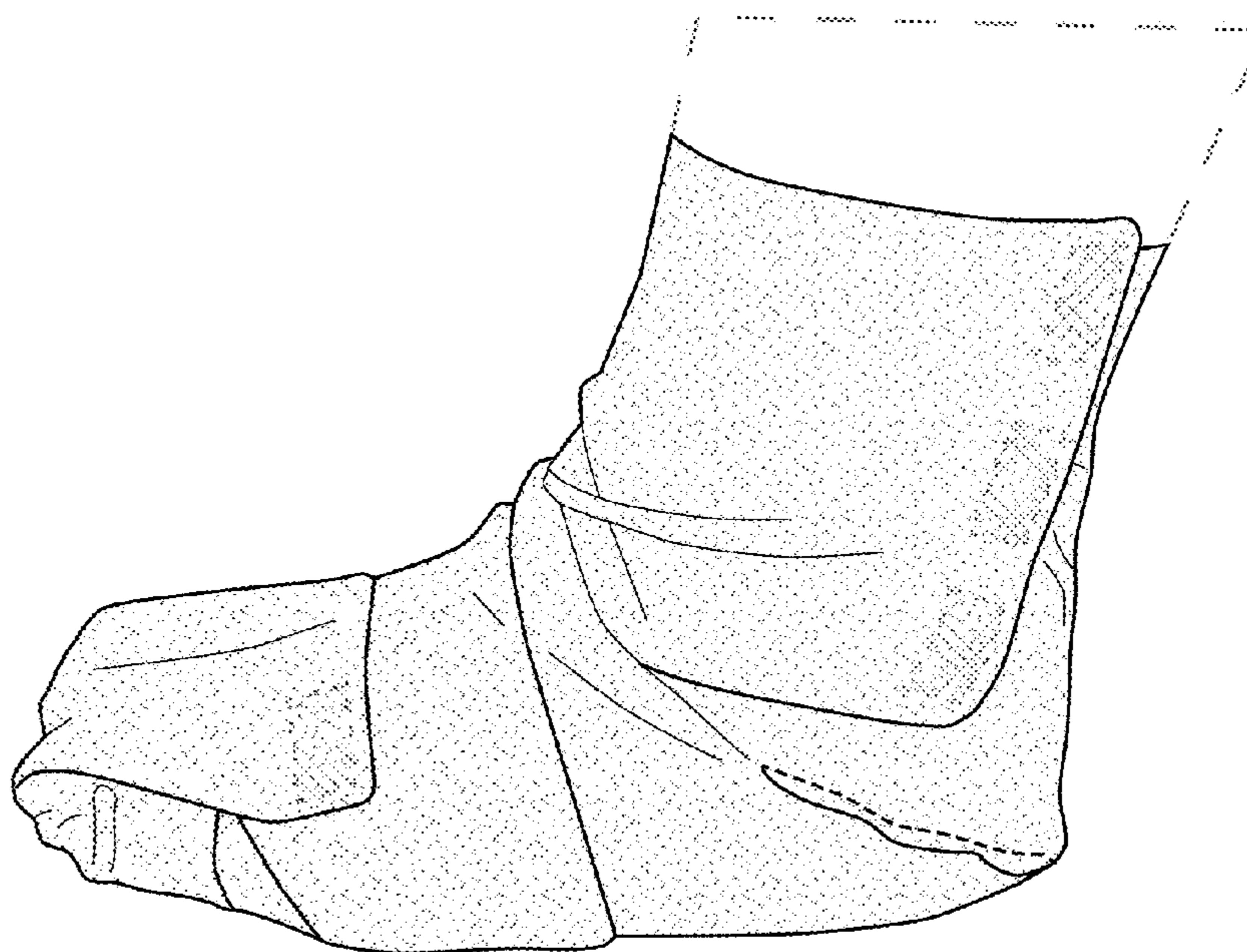


FIG. 6

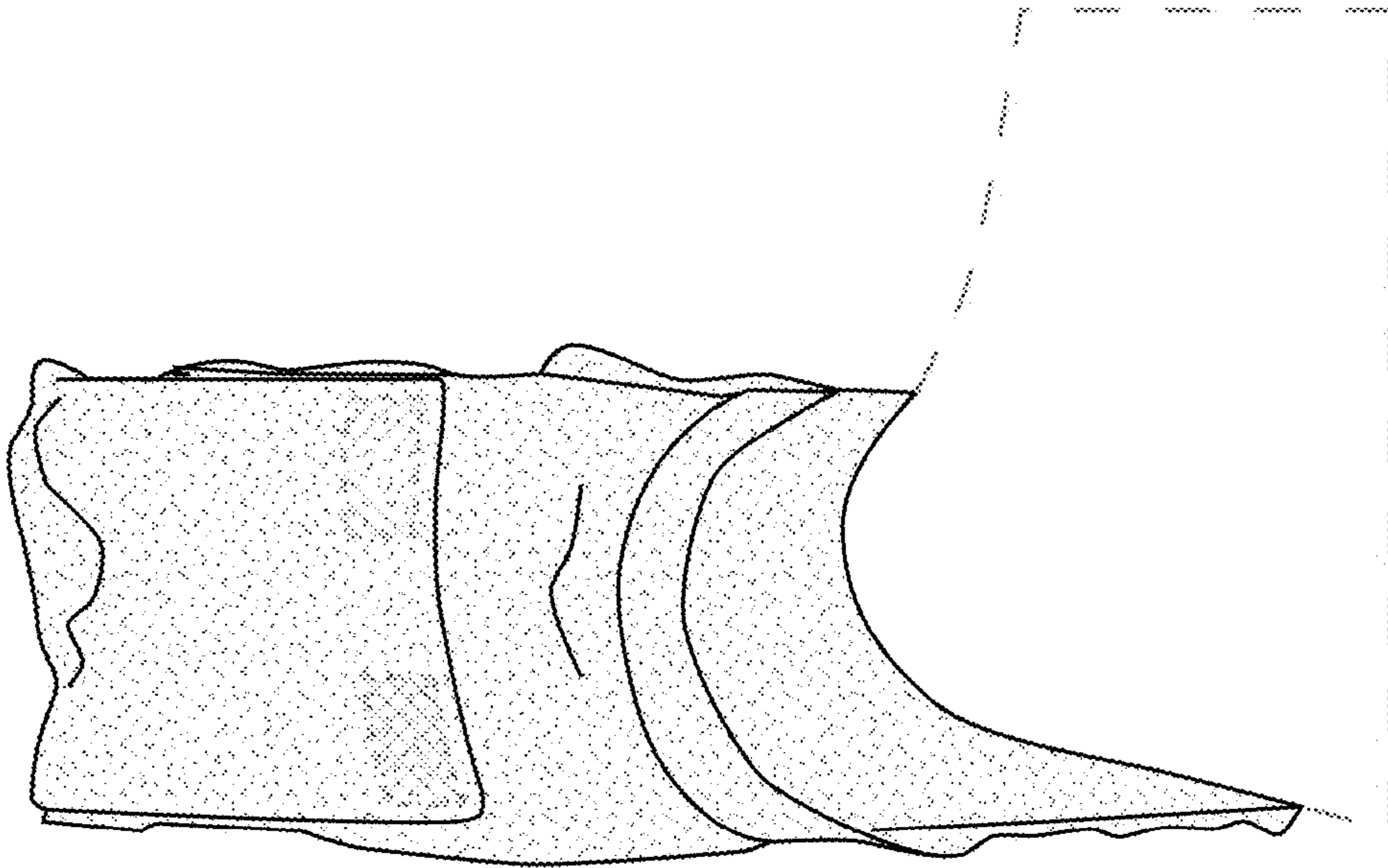


FIG. 7

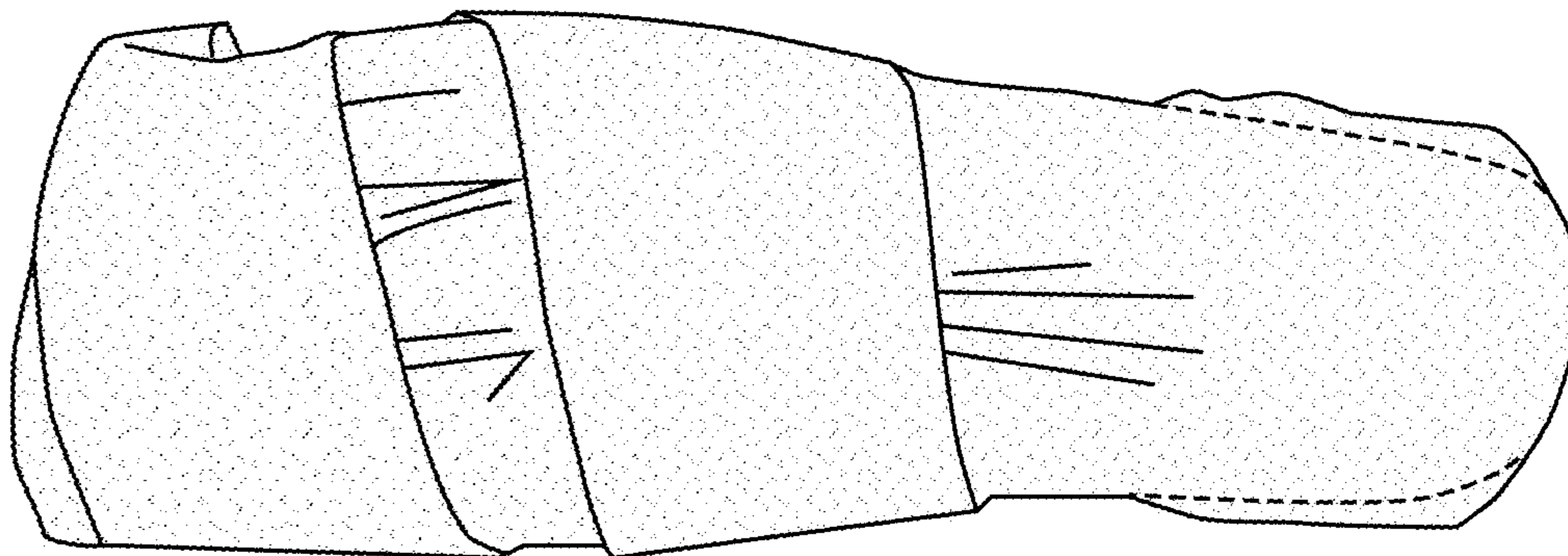


FIG. 8