



US00D751197S

(12) **United States Design Patent**
Tran et al.

(10) **Patent No.:** **US D751,197 S**
(45) **Date of Patent:** **** Mar. 8, 2016**

- (54) **RETRACTOR/DEPRESSOR**
- (71) Applicant: **The Nemours Foundation**, Wilmington, DE (US)
- (72) Inventors: **Neil Nghia Tran**, Ambler, PA (US);
Tariq Rahman, Moylan, PA (US);
Thomas H. Shaffer, Chadds-Ford, PA (US); **Jordan Wang**, Chadds-Ford, PA (US); **Whitney Sample**, Wilmington, DE (US)
- (73) Assignee: **The Nemours Foundation**, Jacksonville, FL (US)
- (**) Term: **14 Years**
- (21) Appl. No.: **29/485,339**
- (22) Filed: **Mar. 18, 2014**
- (51) **LOC (10) Cl.** **24-02**
- (52) **U.S. Cl.**
USPC **D24/135**
- (58) **Field of Classification Search**
USPC D24/133, 135, 136, 137, 138, 140, 152, D24/176; 600/240, 242, 235, 208, 210
See application file for complete search history.

- (56) **References Cited**
U.S. PATENT DOCUMENTS
1,839,726 A * 1/1932 Arnold 600/233
2,969,059 A * 1/1961 Meek et al. 600/239
3,154,069 A * 10/1964 Ring 600/205
3,651,800 A * 3/1972 Wilbanks 600/210

3,768,477	A *	10/1973	Anders et al.	433/91
4,112,934	A *	9/1978	Rizk	600/210
4,232,660	A *	11/1980	Coles	600/210
4,738,248	A *	4/1988	Ray	600/206
5,730,597	A *	3/1998	Luttrell	433/140
5,876,201	A *	3/1999	Wilson et al.	433/80
7,909,829	B2 *	3/2011	Patel et al.	606/86 A
D704,835	S *	5/2014	Hajarian et al.	D24/135
2007/0244489	A1 *	10/2007	Patel et al.	606/96
2010/0137692	A1 *	6/2010	Lindsay et al.	600/235
2010/0298648	A1 *	11/2010	Gray	600/213
2014/0034064	A1 *	2/2014	Chen et al.	128/848

* cited by examiner

Primary Examiner — Garth Rademaker

Assistant Examiner — Samantha Q Lawrence

(74) *Attorney, Agent, or Firm* — Drinker Biddle & Reath LLP

(57) **CLAIM**

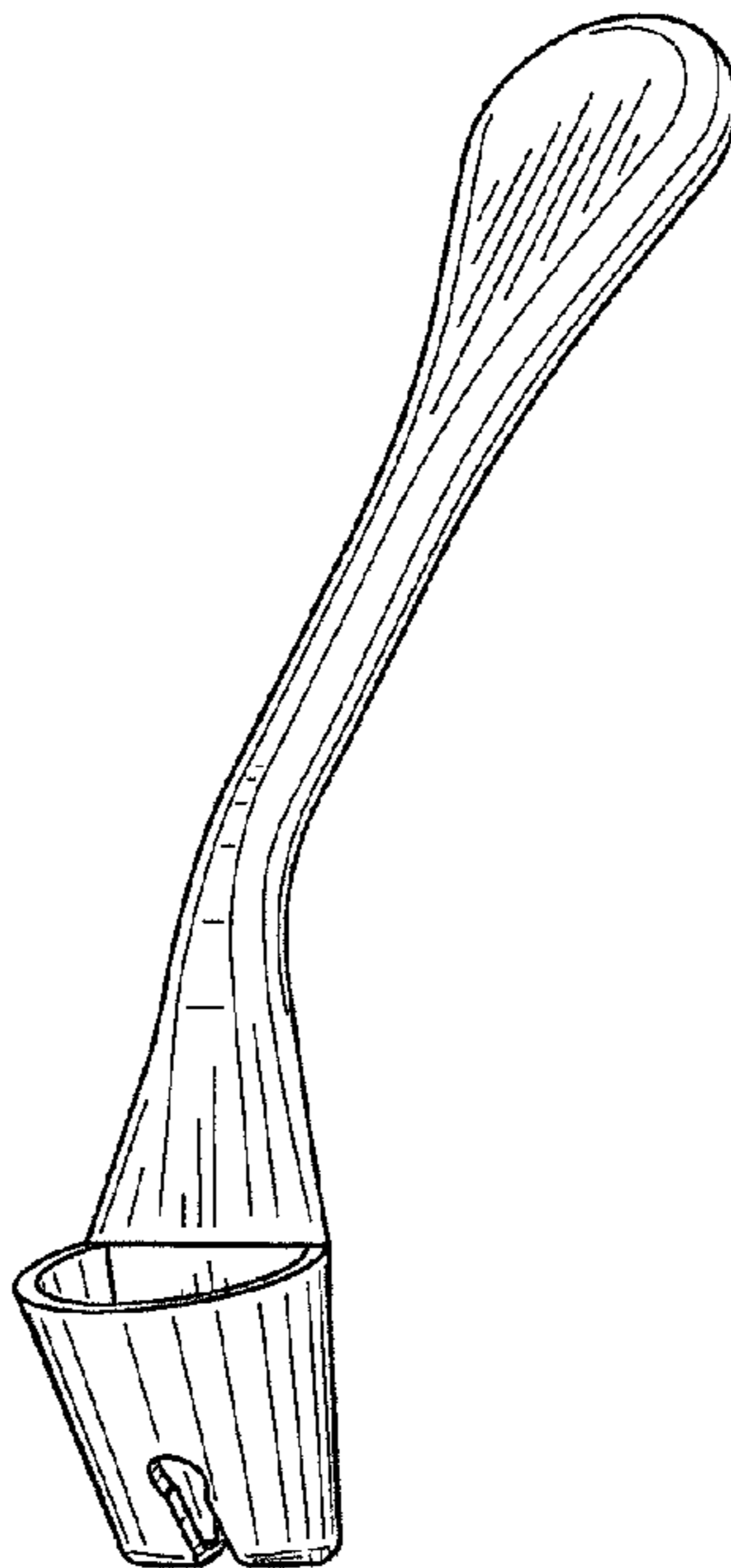
The ornamental design for a retractor/depressor, as shown and described.

DESCRIPTION

FIG. 1 is a front perspective view of a retractor/depressor.
 FIG. 2 is a front view of the retractor/depressor of FIG. 1.
 FIG. 3 is a sectional side view of the retractor/depressor of FIG. 1.
 FIG. 4 is a front perspective view of the retractor/depressor of FIG. 1; and,
 FIG. 5 is a rear perspective view of the retractor/depressor of FIG. 1.

The broken lines in the drawings show environmental subject matter that forms no part of the claimed design.

1 Claim, 4 Drawing Sheets



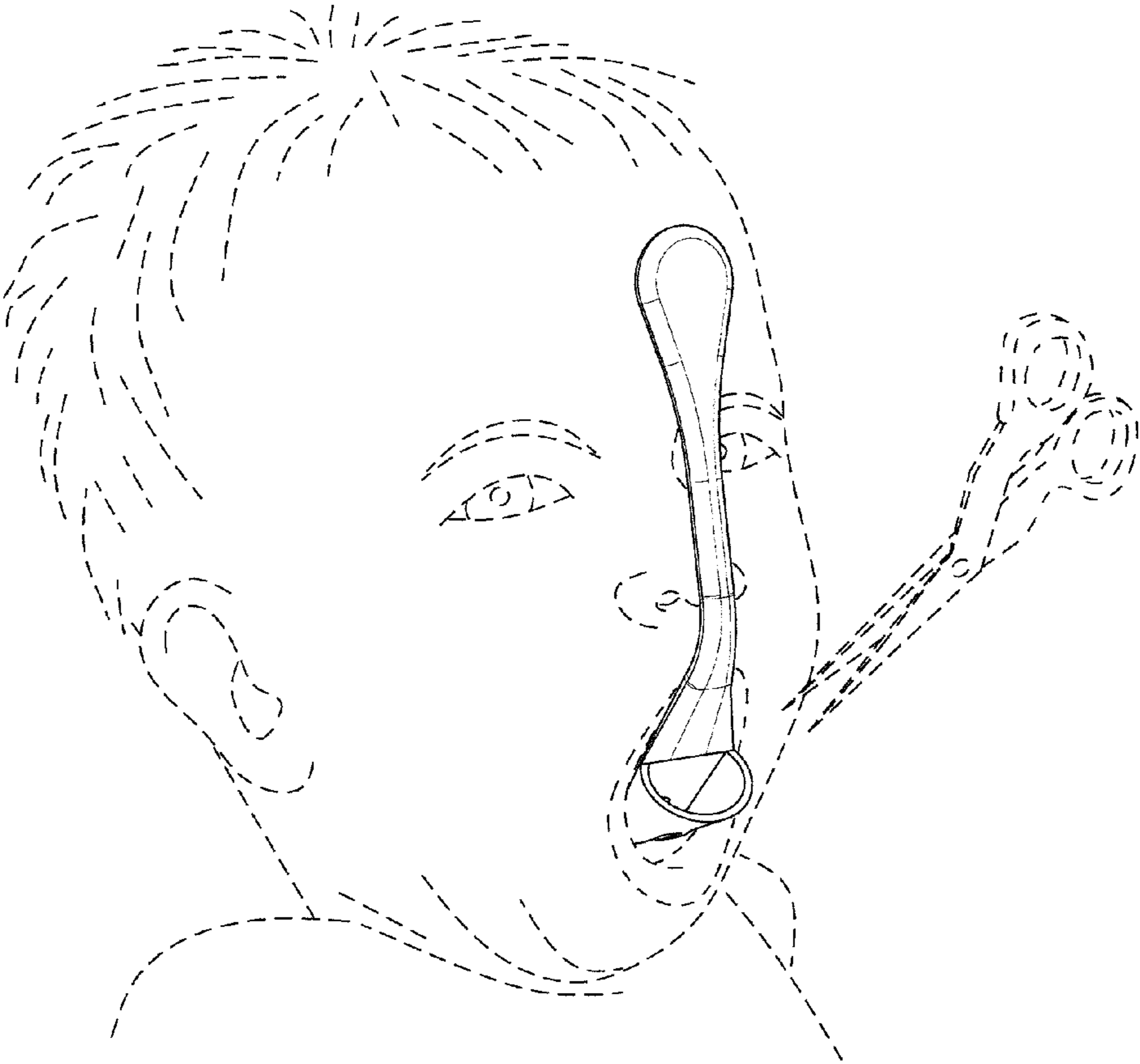


FIG. 1

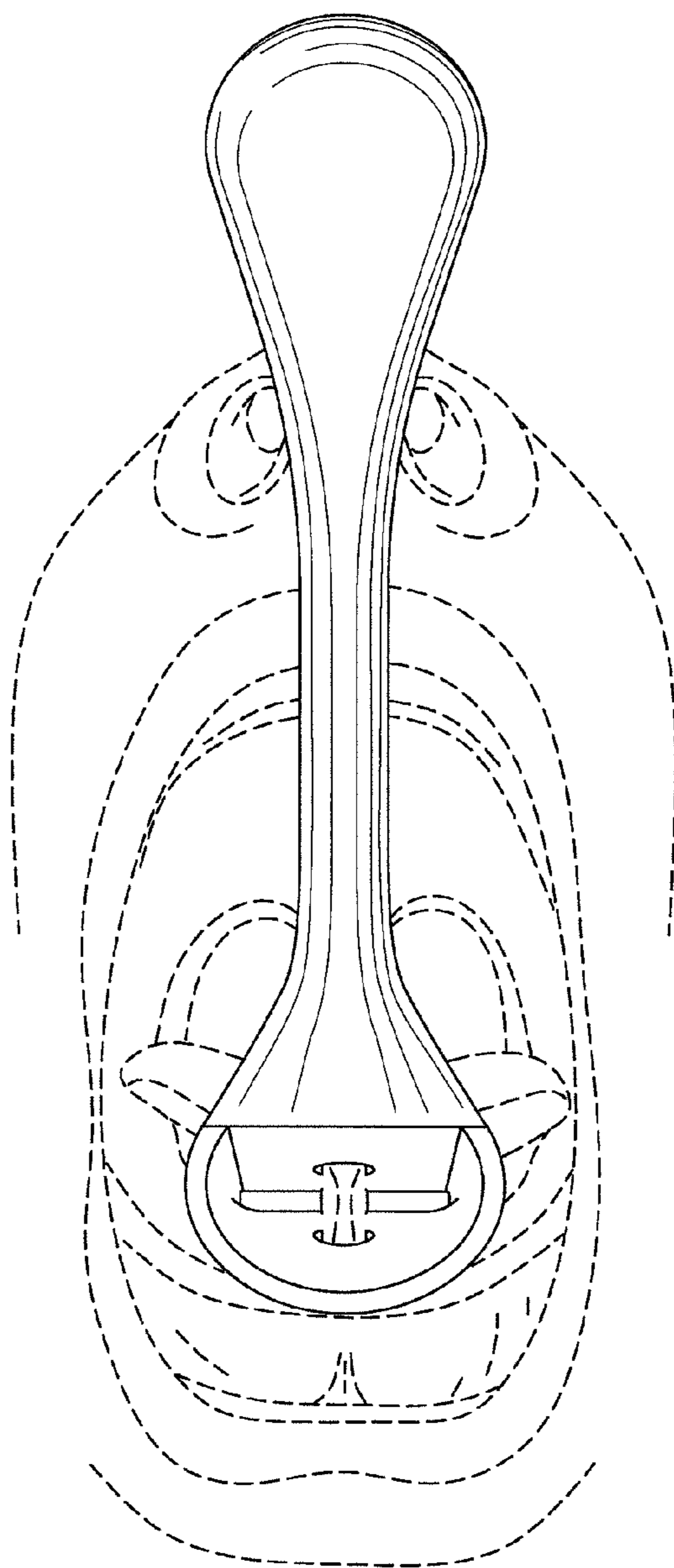


FIG. 2

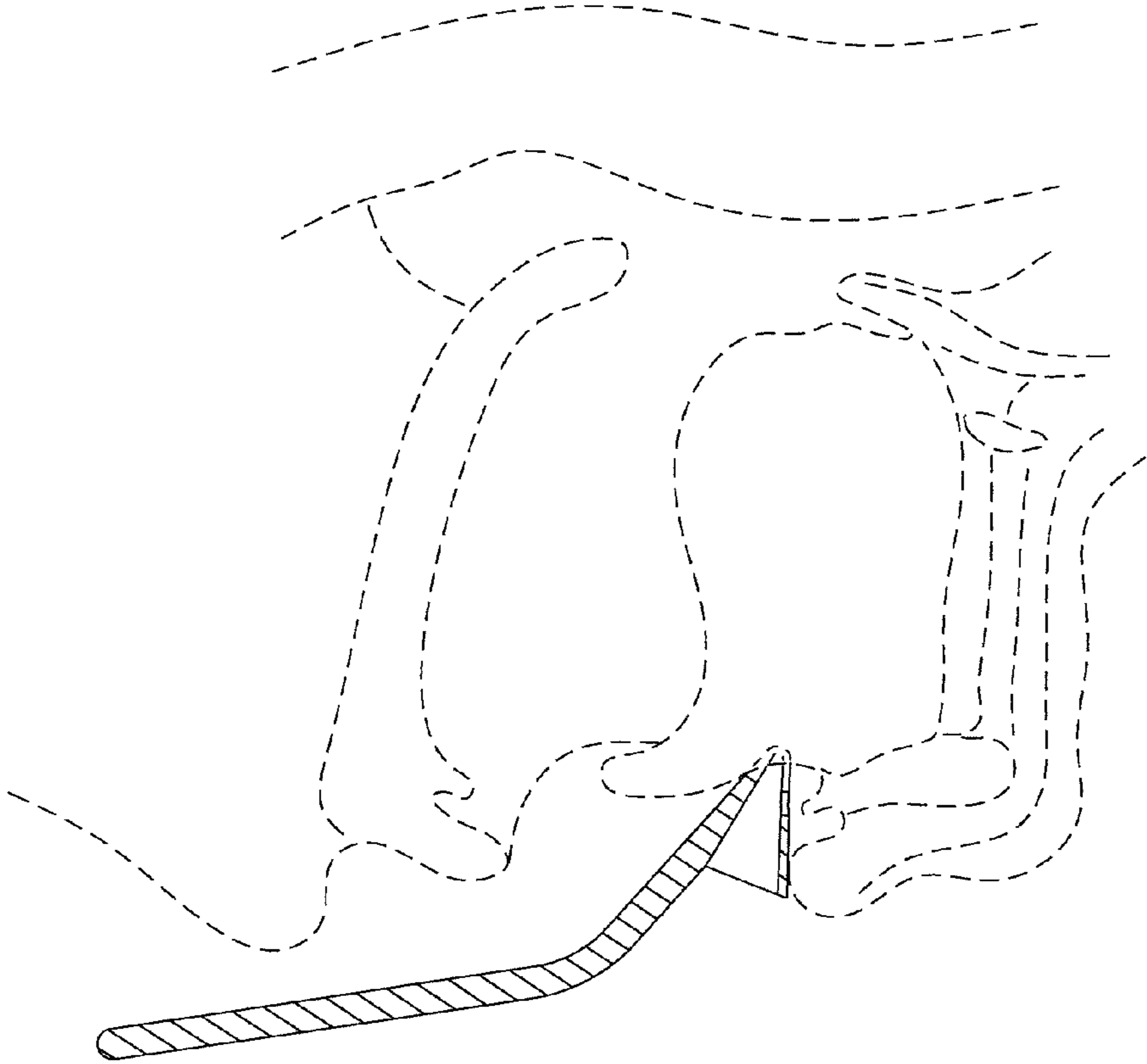


FIG. 3

FIG. 4

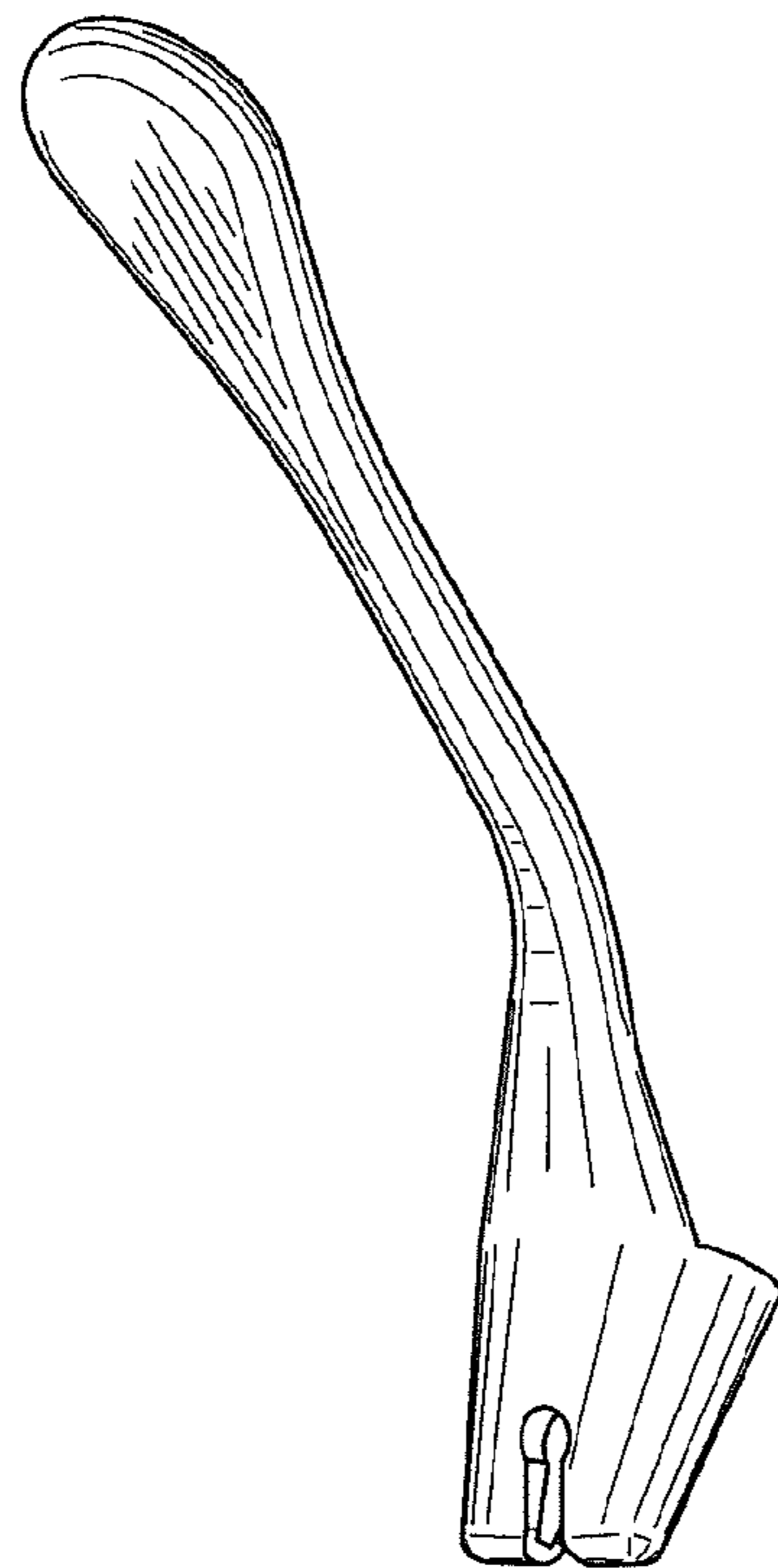
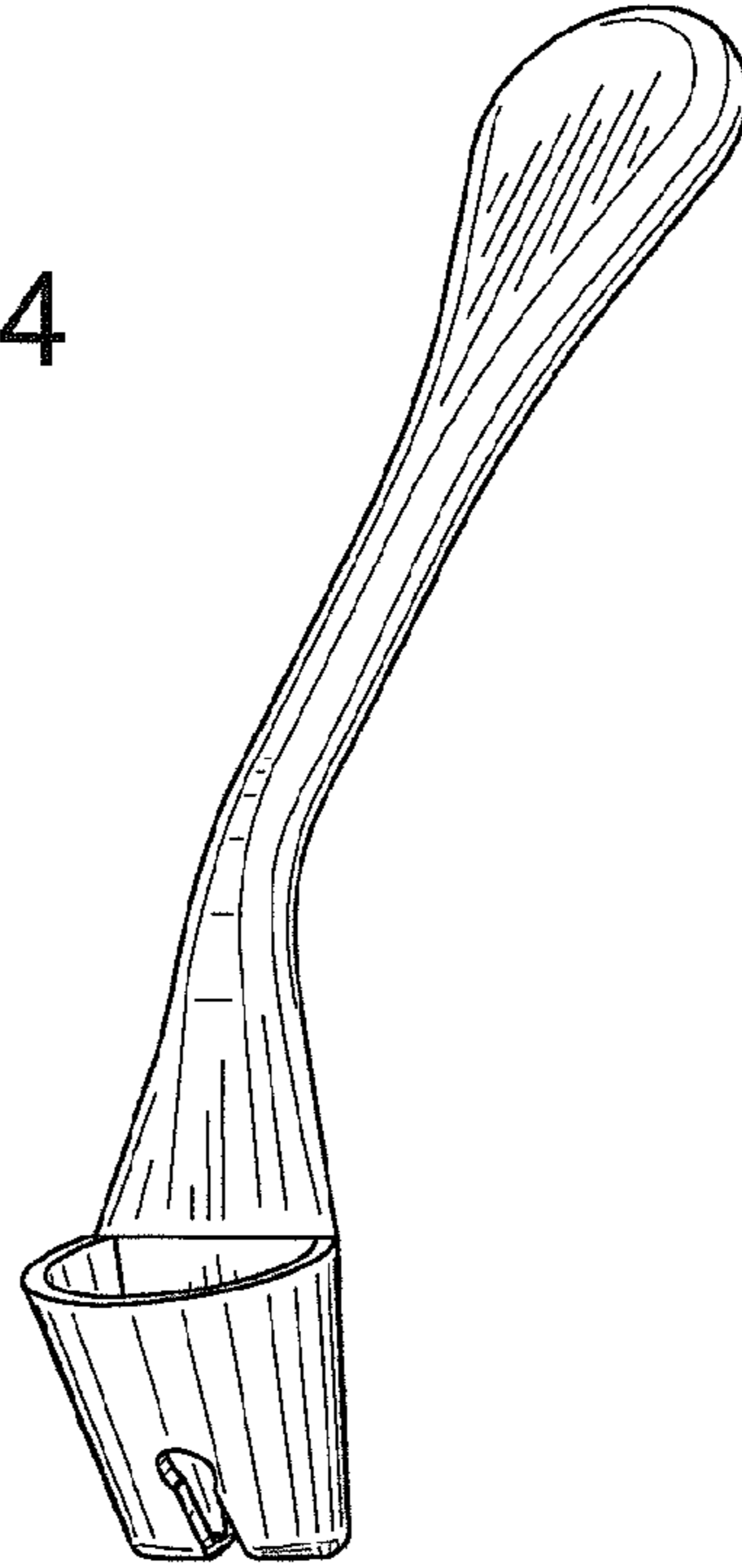


FIG. 5