



US00D751192S

(12) **United States Design Patent**  
**She et al.**

(10) **Patent No.:** **US D751,192 S**  
(45) **Date of Patent:** **\*\* Mar. 8, 2016**

(54) **MEDICAL DEVICE**

(56) **References Cited**

- (71) Applicant: **Health Line International Corp.**,  
Centerville, UT (US)
- (72) Inventors: **Li Min She**, Guangdong (CN); **Joel K. Faulkner**, Holladay, UT (US); **Zhao Jie**, Beijing (CN); **Aaron Garcia Faulkner**, Holladay, UT (US)
- (73) Assignee: **Health Line International Corp.**, Salt Lake City, UT (US)
- (\*\*) Term: **14 Years**

U.S. PATENT DOCUMENTS

D302,729	S	*	8/1989	Stephens et al.	.....	D24/129
D461,245	S	*	8/2002	Niermann	.....	D24/130
D496,101	S	*	9/2004	Davison	.....	D24/130
D501,550	S	*	2/2005	McAllister et al.	.....	D24/104
D612,939	S	*	3/2010	Boone et al.	.....	D24/133
D647,627	S	*	10/2011	Wilkinson	.....	D24/224
D667,951	S	*	9/2012	Marshall et al.	.....	D24/130
D669,579	S	*	10/2012	Marshall et al.	.....	D24/130
D677,379	S	*	3/2013	Orsing	.....	D24/112
D692,143	S	*	10/2013	Shahidi Bonjar	.....	D24/176
D716,965	S	*	11/2014	Fruscella	.....	D24/224
2014/0188046	A1	*	7/2014	DiBiasi et al.	.....	604/111
2015/0086441	A1	*	3/2015	She et al.	.....	422/294

\* cited by examiner

*Primary Examiner* — David Muller  
*Assistant Examiner* — Nathan Johnston  
(74) *Attorney, Agent, or Firm* — TraskBritt, P.C.

(21) Appl. No.: **29/474,063**

(22) Filed: **May 14, 2014**

(51) **LOC (10) Cl.** ..... **24-01**

(52) **U.S. Cl.**  
USPC ..... **D24/127**

(58) **Field of Classification Search**  
USPC ..... D24/127–131, 112–114, 133, 186;  
606/181, 185; 604/264, 272, 115, 232,  
604/187, 158, 164.08, 192, 263, 163, 181,  
604/184, 198, 227; 600/101, 139, 143;  
128/200.24, 207.14, 207.15  
CPC ..... Y10S 128/919; A61M 2005/3109;  
A61L 2/18; A61L 2202/24  
See application file for complete search history.

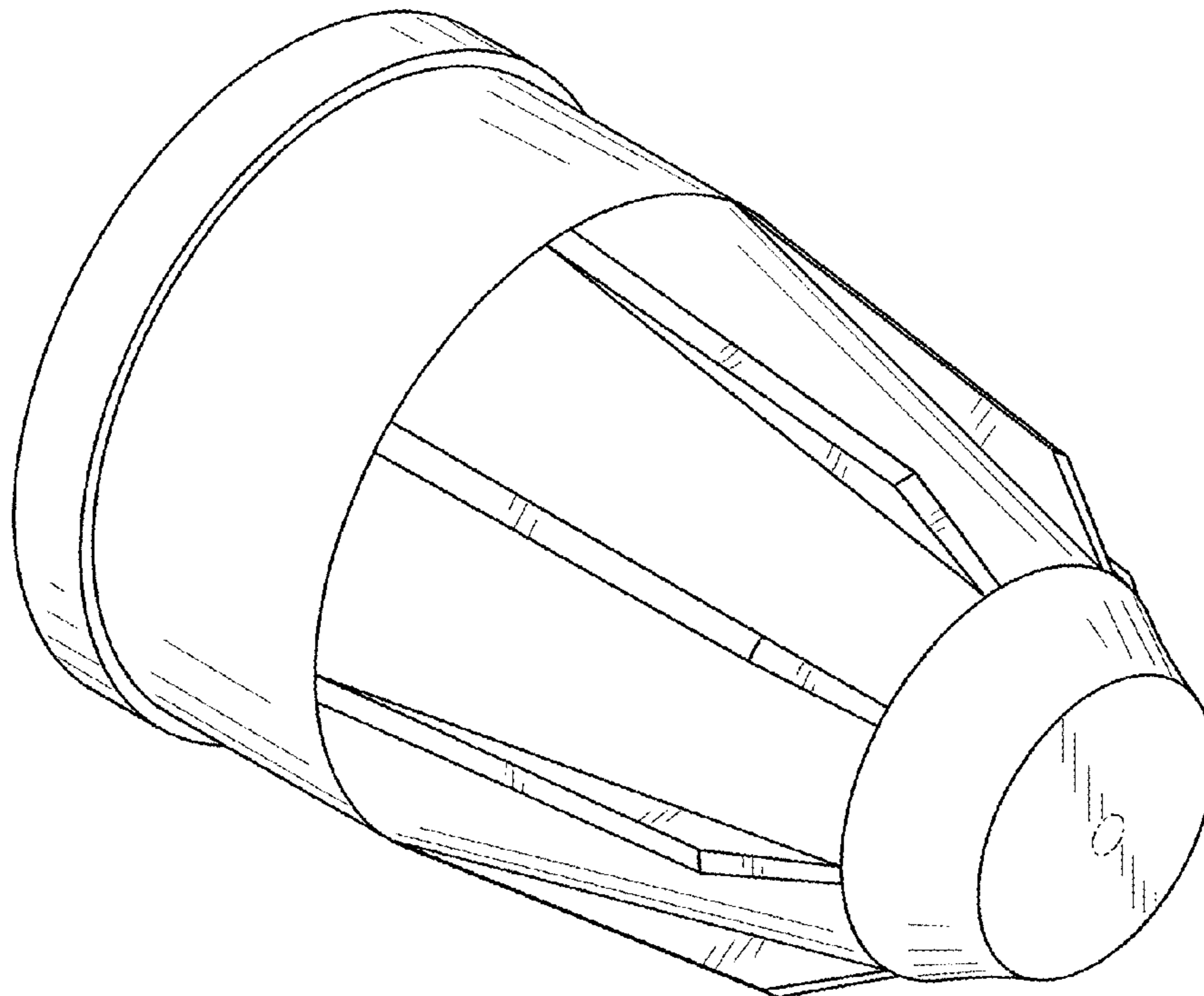
(57) **CLAIM**

The ornamental design for a medical device, as shown and described.

**DESCRIPTION**

FIG. 1 is a first perspective view of a medical device showing our new design.  
FIG. 2 is a second perspective view thereof.  
FIG. 3 is a first end view thereof.  
FIG. 4 is a second end view thereof.  
FIG. 5 is a first side elevation view thereof; and,  
FIG. 6 is a second side elevation view thereof.

**1 Claim, 3 Drawing Sheets**



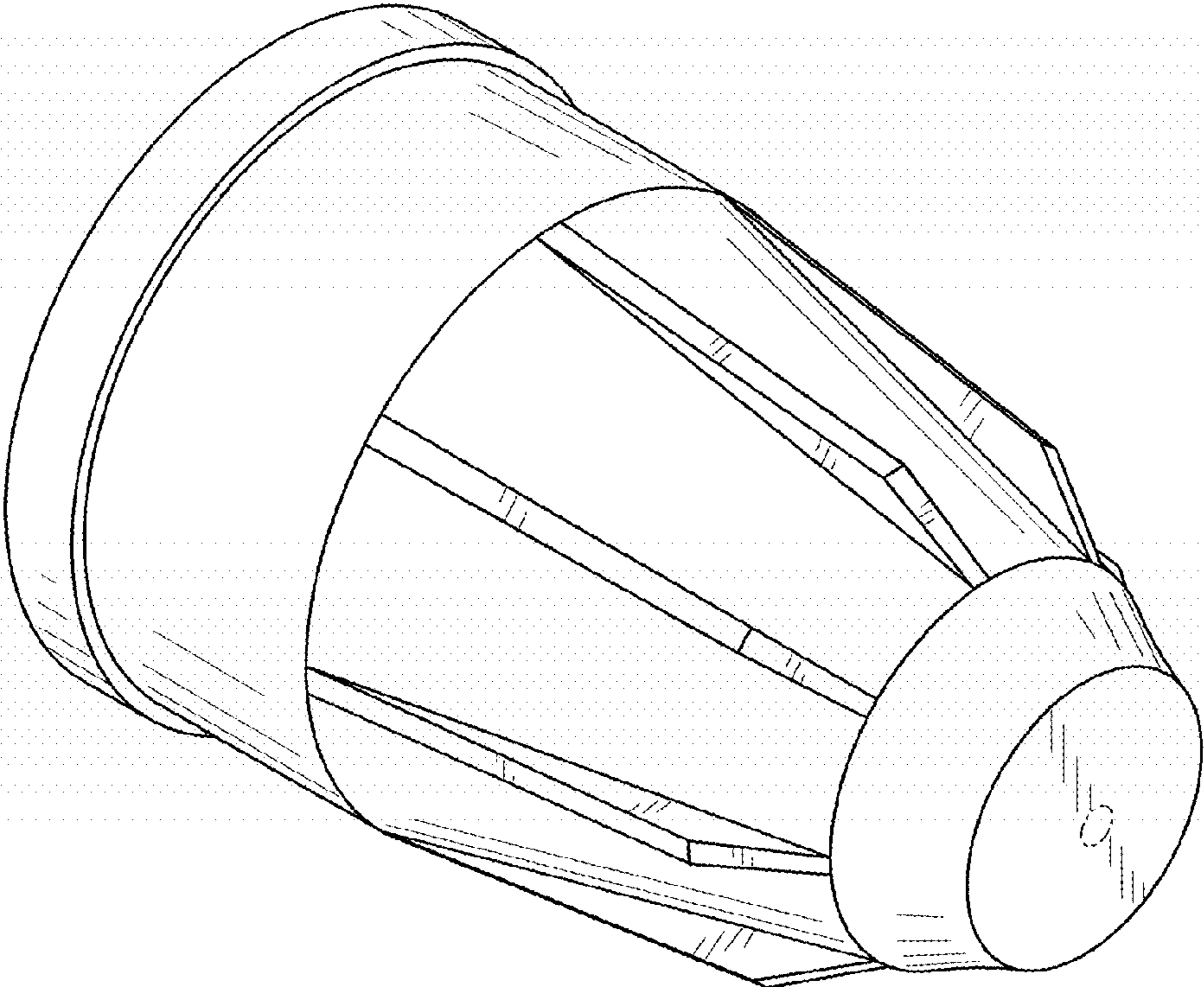


FIG. 1

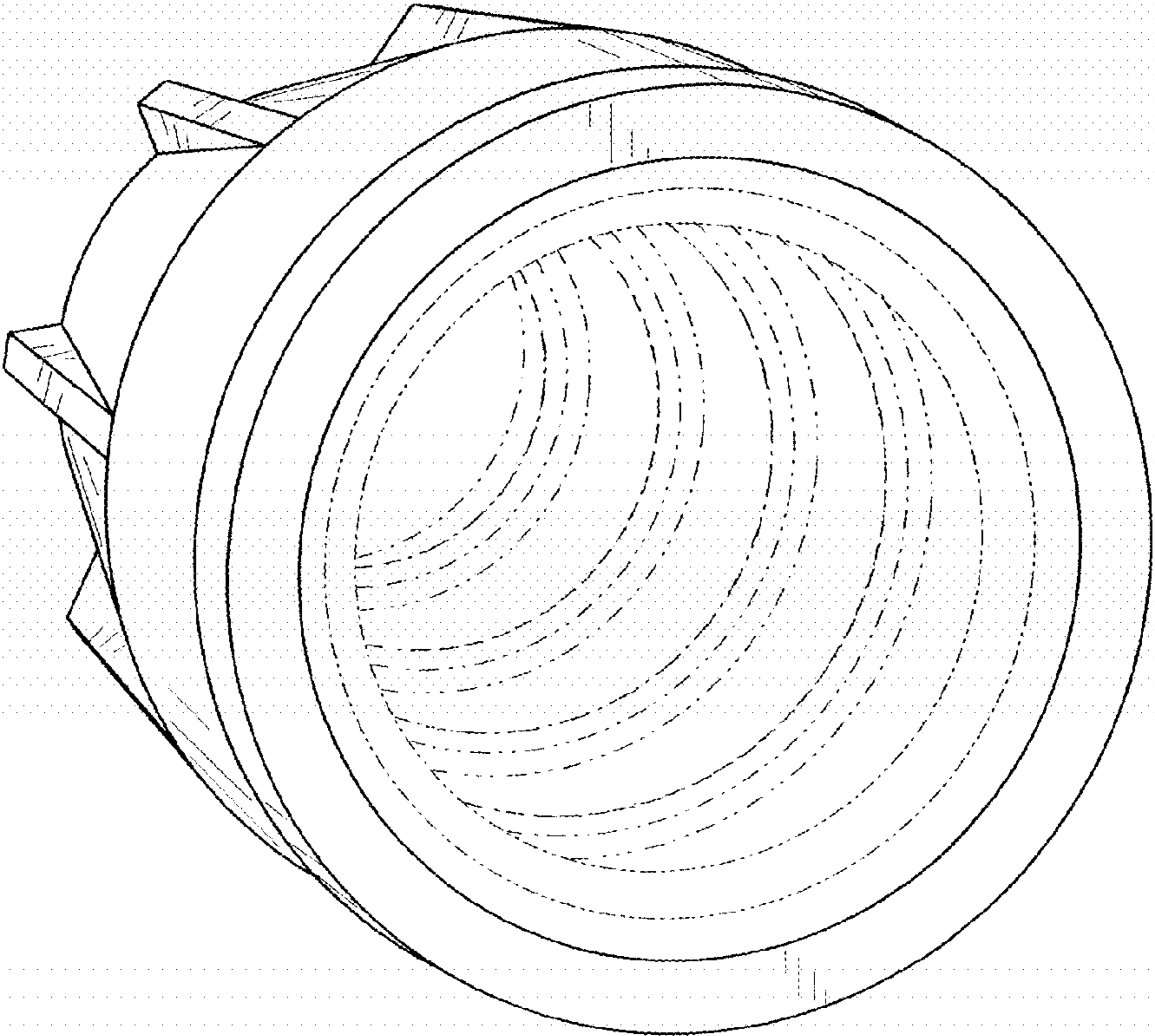
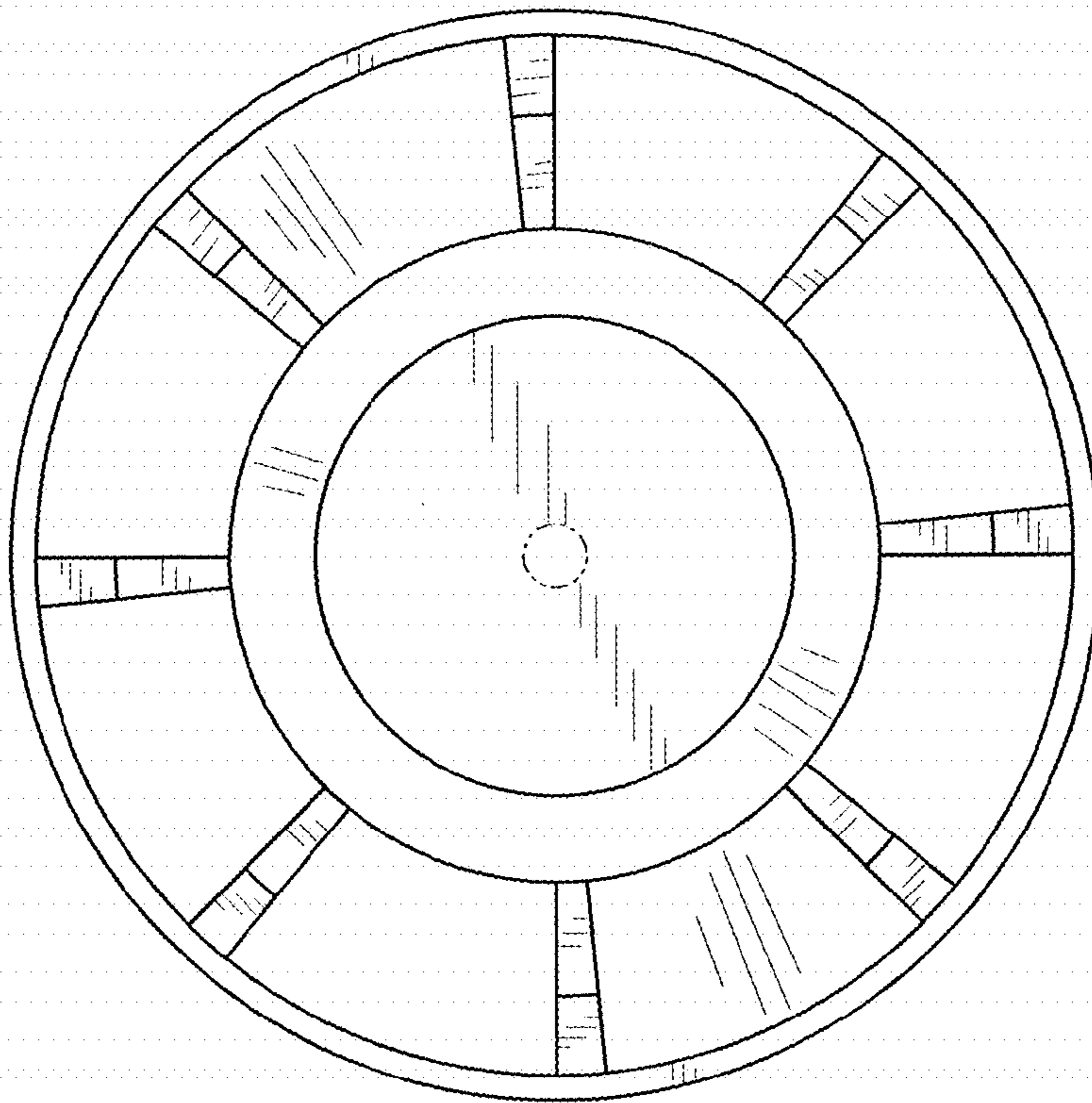
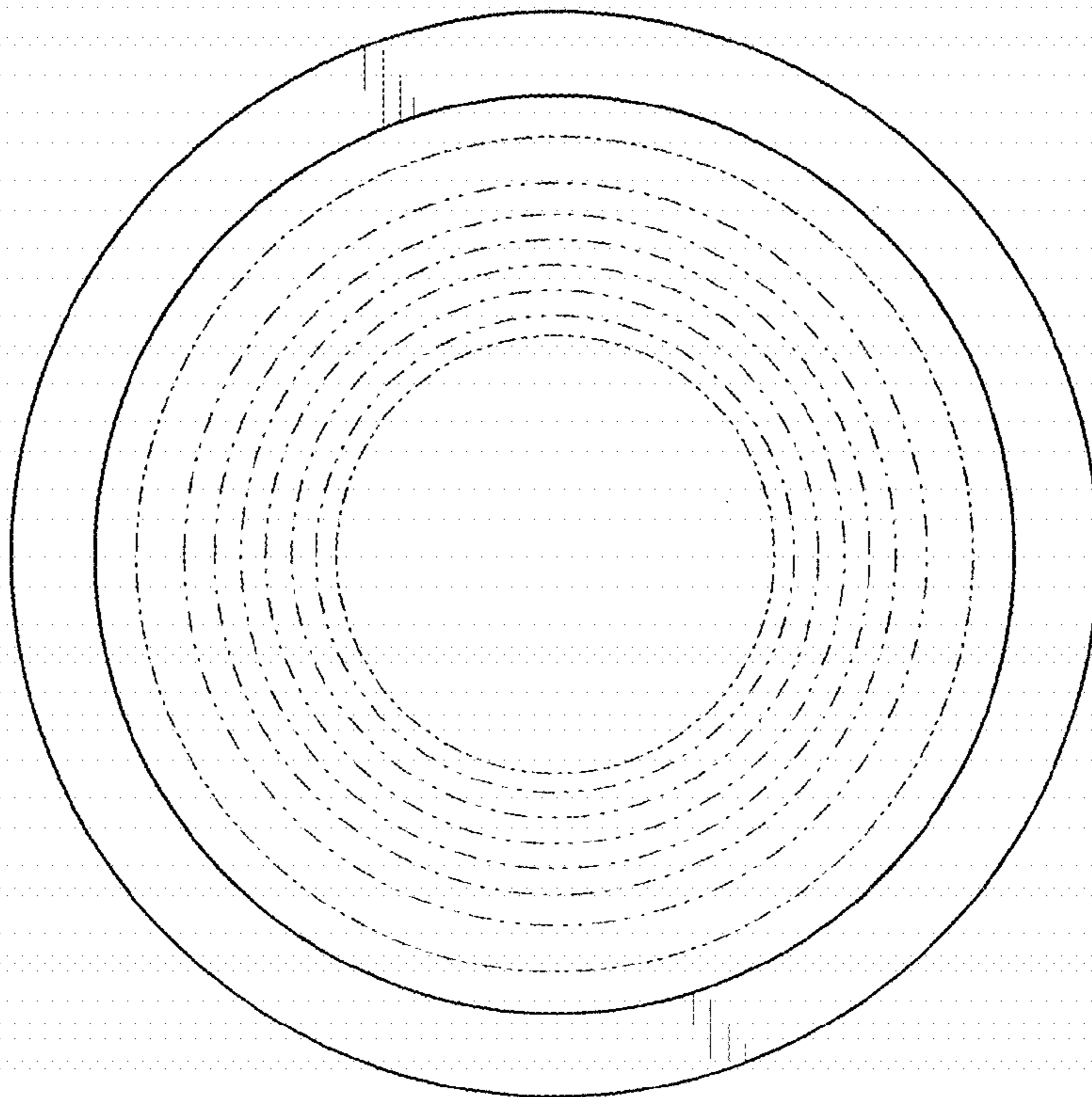


FIG. 2



**FIG. 3**



**FIG. 4**

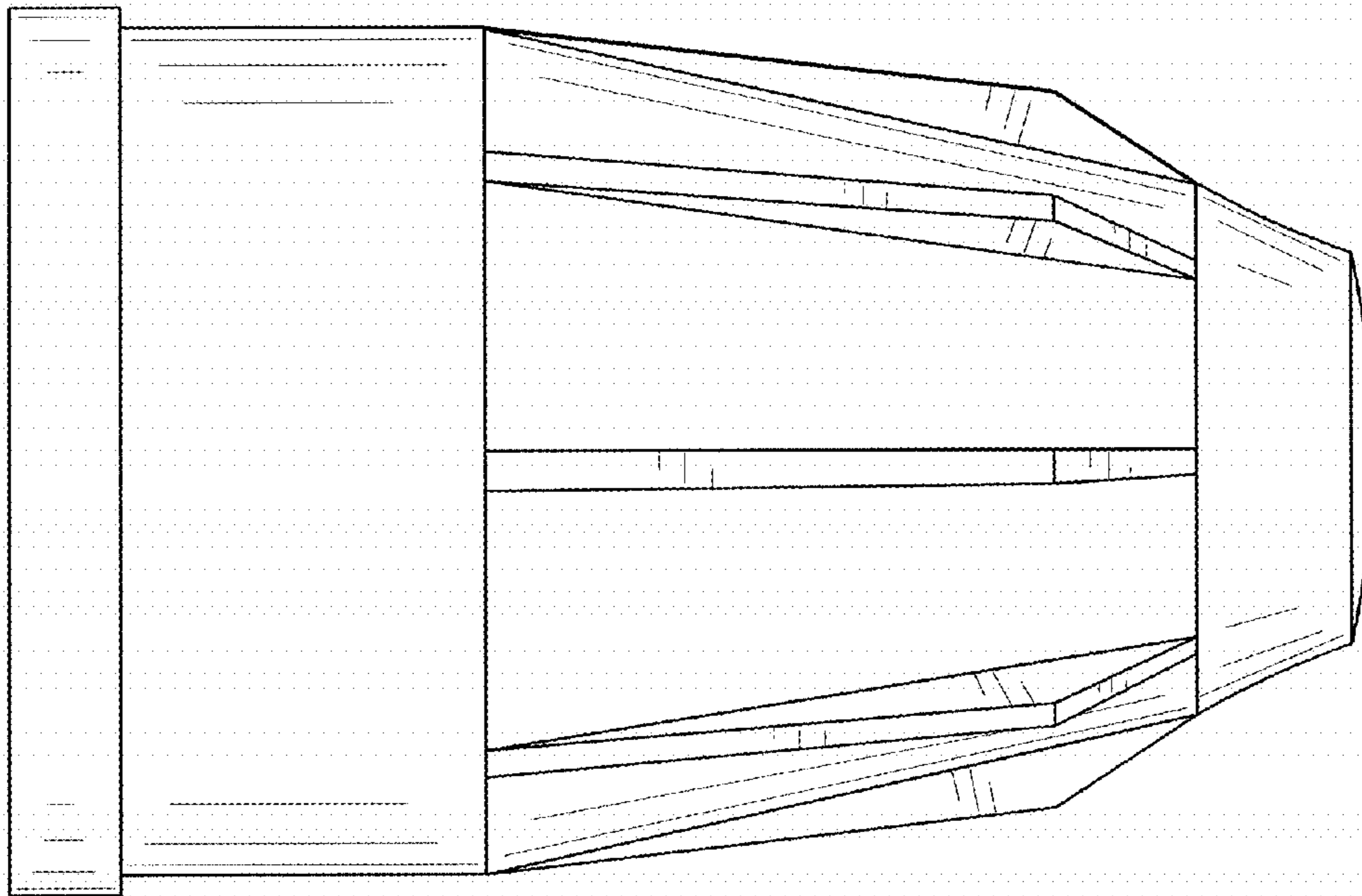


FIG. 5

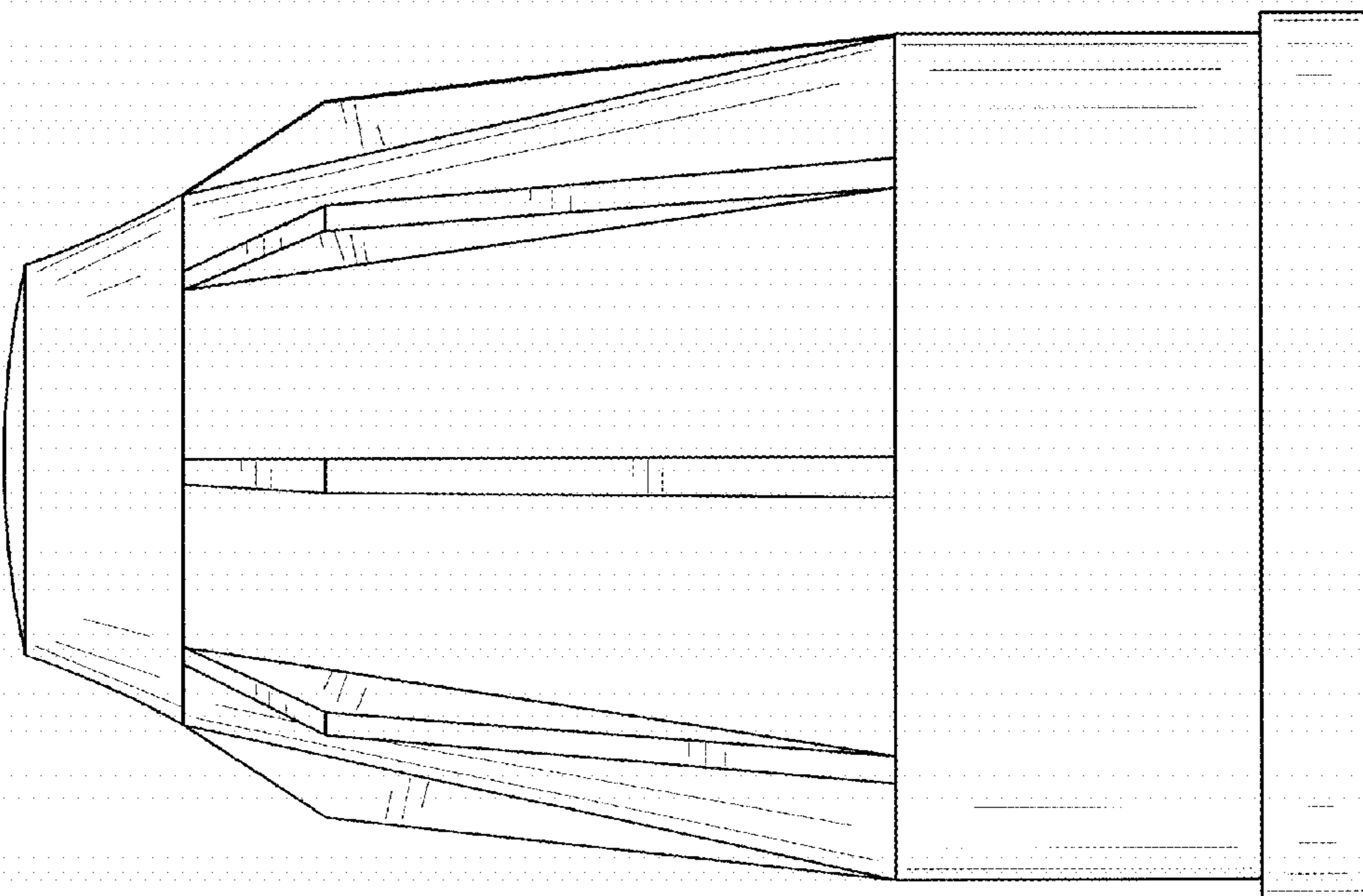


FIG. 6

UNITED STATES PATENT AND TRADEMARK OFFICE  
**CERTIFICATE OF CORRECTION**

PATENT NO. : D751,192 S  
APPLICATION NO. : 29/474063  
DATED : March 8, 2016  
INVENTOR(S) : Li Min She et al.

Page 1 of 1

It is certified that error appears in the above-identified patent and that said Letters Patent is hereby corrected as shown below:

**On the title page:**

In ITEM (72) Inventors:

change “**Li Min She, Guangdong (CN);**” to --**Li Min She,**  
Foshan (CN)--

Signed and Sealed this  
Fifth Day of July, 2016



Michelle K. Lee  
*Director of the United States Patent and Trademark Office*