



US00D751188S

(12) **United States Design Patent**  
**Skipper et al.**

(10) **Patent No.:** **US D751,188 S**

(45) **Date of Patent:** **\*\* Mar. 8, 2016**

(54) **PATIENT INTERFACE**

(71) Applicant: **ResMed Limited**, Bella Vista, New South Wales (AU)

(72) Inventors: **Christopher Scott Skipper**, West Ryde (AU); **Stephen Gray**, Queenscliff (AU); **Andrew Hung**, Peakhurst (AU); **Robert Thomas Burnham**, Fairlight (AU); **Amal Shirley Amarasinghe**, West Pennant Hills (AU); **Ian James Matthews**, Manly (AU); **Justin John Formica**, Voyager Point (AU); **Jessica Lea Dunn**, Scotts Head (AU)

(73) Assignee: **ResMes Limited**, Bella Vista (AU)

(\*\*) Term: **14 Years**

(21) Appl. No.: **29/451,049**

(22) Filed: **Mar. 27, 2013**

(51) **LOC (10) Cl.** ..... **29-02**

(52) **U.S. Cl.**  
USPC ..... **D24/110.4**

(58) **Field of Classification Search**  
USPC ..... D24/110-110.6; 128/206.12, 206.23, 128/206.24, 206.28, 205.27, 201.17, 201.22  
CPC ..... A61M 16/0622; A61M 16/0616; A61M 16/0816; A61M 16/08; A61M 16/0633; A61M 16/06; A61M 16/0666; A61M 2210/0618; A61M 16/0683  
See application file for complete search history.

(56) **References Cited**

**U.S. PATENT DOCUMENTS**

D693,459 S \* 11/2013 Prentice et al. .... D24/110.4  
D693,460 S \* 11/2013 Rothermel et al. .... D24/110.4

D693,462 S \* 11/2013 Rothermel et al. .... D24/110.4  
D695,887 S \* 12/2013 Ozolins et al. .... D24/110.4  
D706,413 S \* 6/2014 Veliss et al. .... D24/110.1  
2006/0225740 A1 \* 10/2006 Eaton et al. .... 128/206.24  
2013/0008448 A1 \* 1/2013 Todd ..... 128/205.25  
2013/0228173 A1 \* 9/2013 Busch ..... 128/202.27  
2013/0324788 A1 \* 12/2013 Holley et al. .... 600/28  
2014/0026888 A1 \* 1/2014 Matula et al. .... 128/205.25  
2014/0083429 A1 \* 3/2014 Rothermel et al. .... 128/205.25  
2014/0150800 A1 \* 6/2014 Zeijlstra et al. .... 128/207.11  
2014/0261427 A1 \* 9/2014 Foote ..... 128/204.23  
2014/0261435 A1 \* 9/2014 Rothermel ..... 128/205.25  
2014/0290663 A1 \* 10/2014 Rothermel ..... 128/206.24  
2014/0311496 A1 \* 10/2014 Rothermel ..... 128/206.24  
2015/0000671 A1 \* 1/2015 Frerichs et al. .... 128/206.21

\* cited by examiner

*Primary Examiner* — Deanna L Pratt

*Assistant Examiner* — Lilyana Bekic

(74) *Attorney, Agent, or Firm* — Nixon & Vanderhye P.C.

(57) **CLAIM**

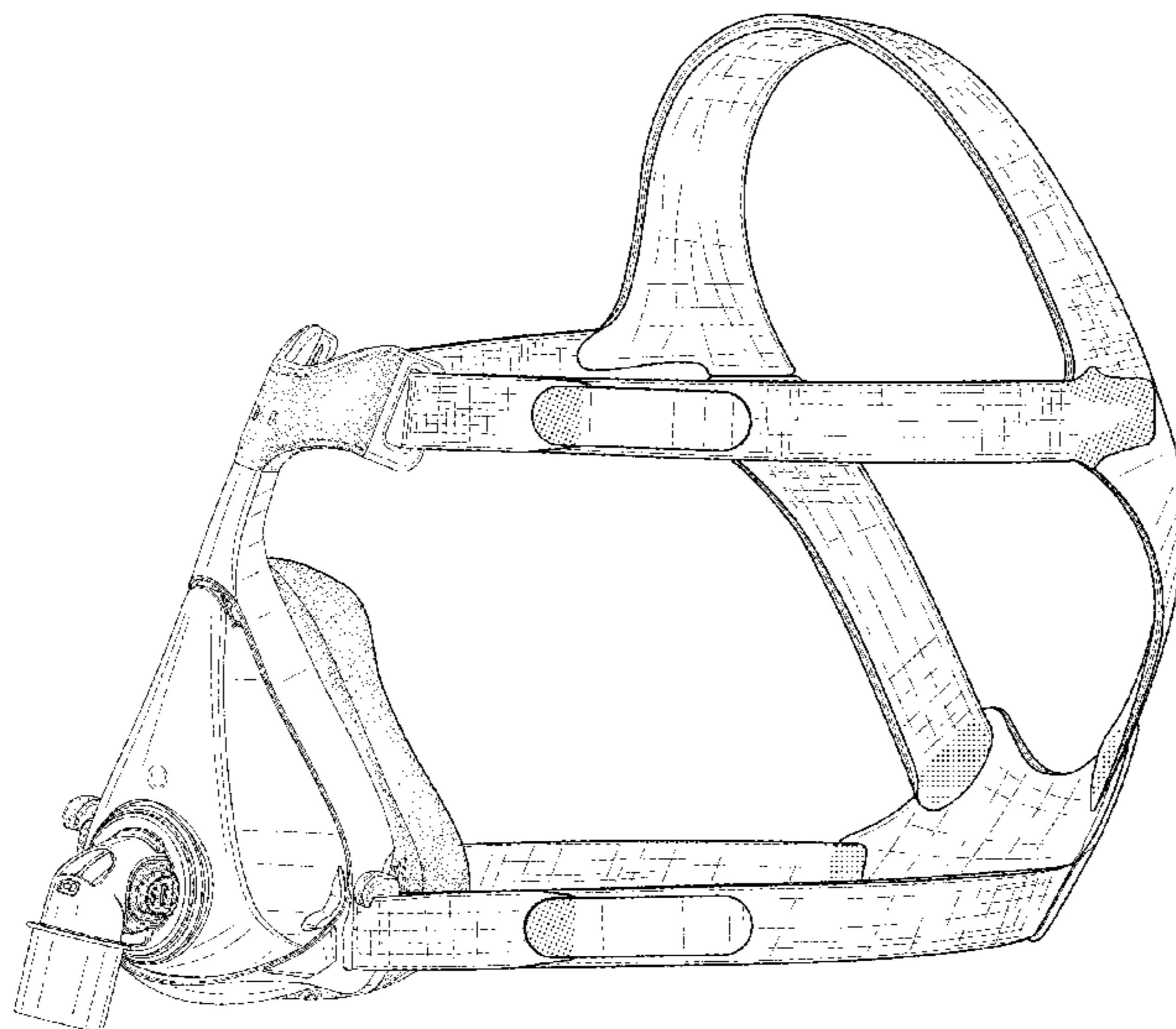
The ornamental design for a patient interface, as shown and described.

**DESCRIPTION**

FIG. 1 is a front perspective view of a patient interface according to our new ornamental design;  
FIG. 2 is a front view thereof;  
FIG. 3 is a rear view thereof;  
FIG. 4 is a top view thereof;  
FIG. 5 is a bottom view thereof;  
FIG. 6 is a left side view thereof;  
FIG. 7 is a right side view thereof; and,  
FIG. 8 is an exploded perspective view thereof.

The broken lines in the drawings illustrate portions of the patient interface which form no part of the claimed design. Line shading and stippling have been used in the drawings to indicate a contrast in appearance or materials.

**1 Claim, 8 Drawing Sheets**



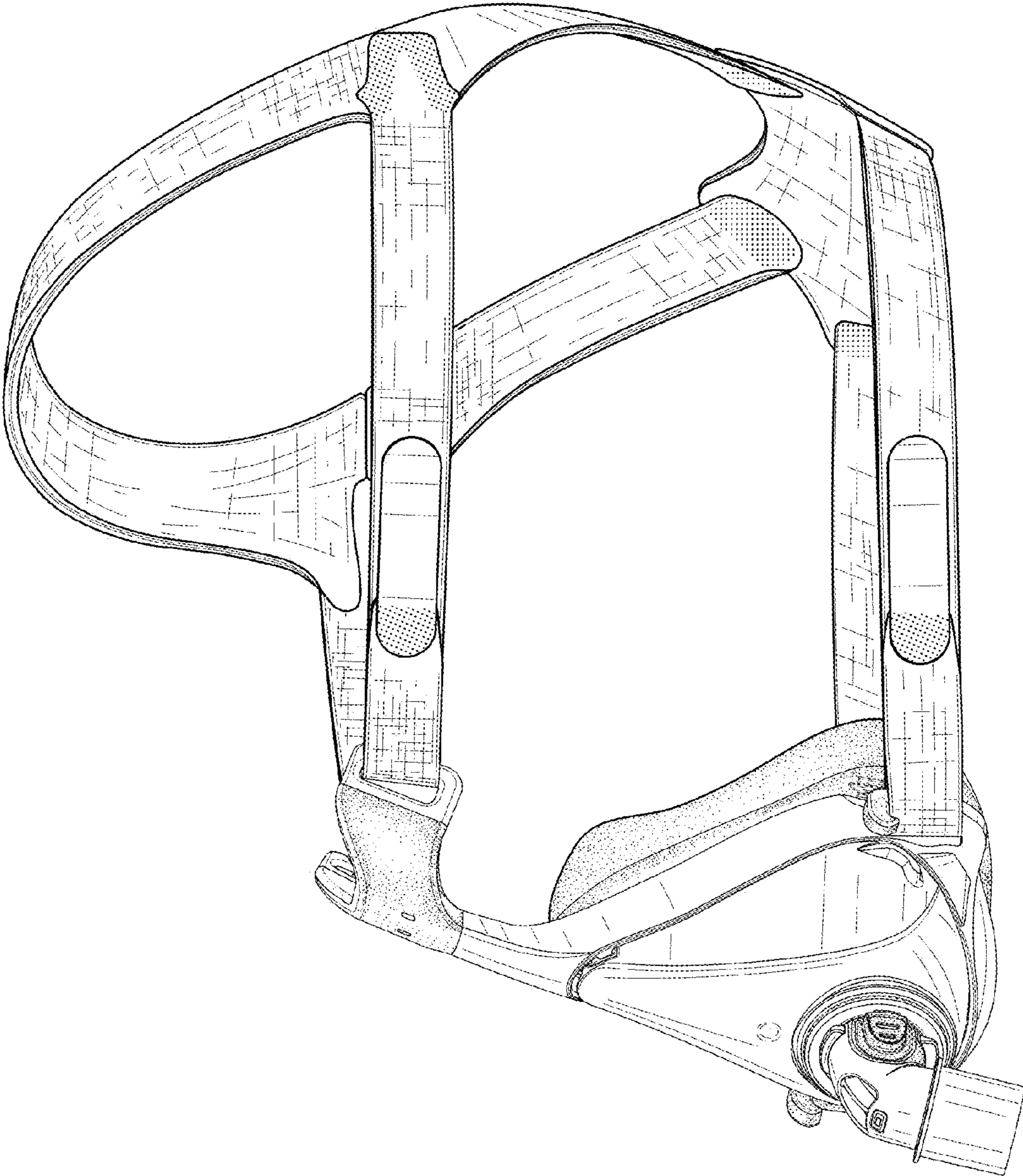


FIG. 1



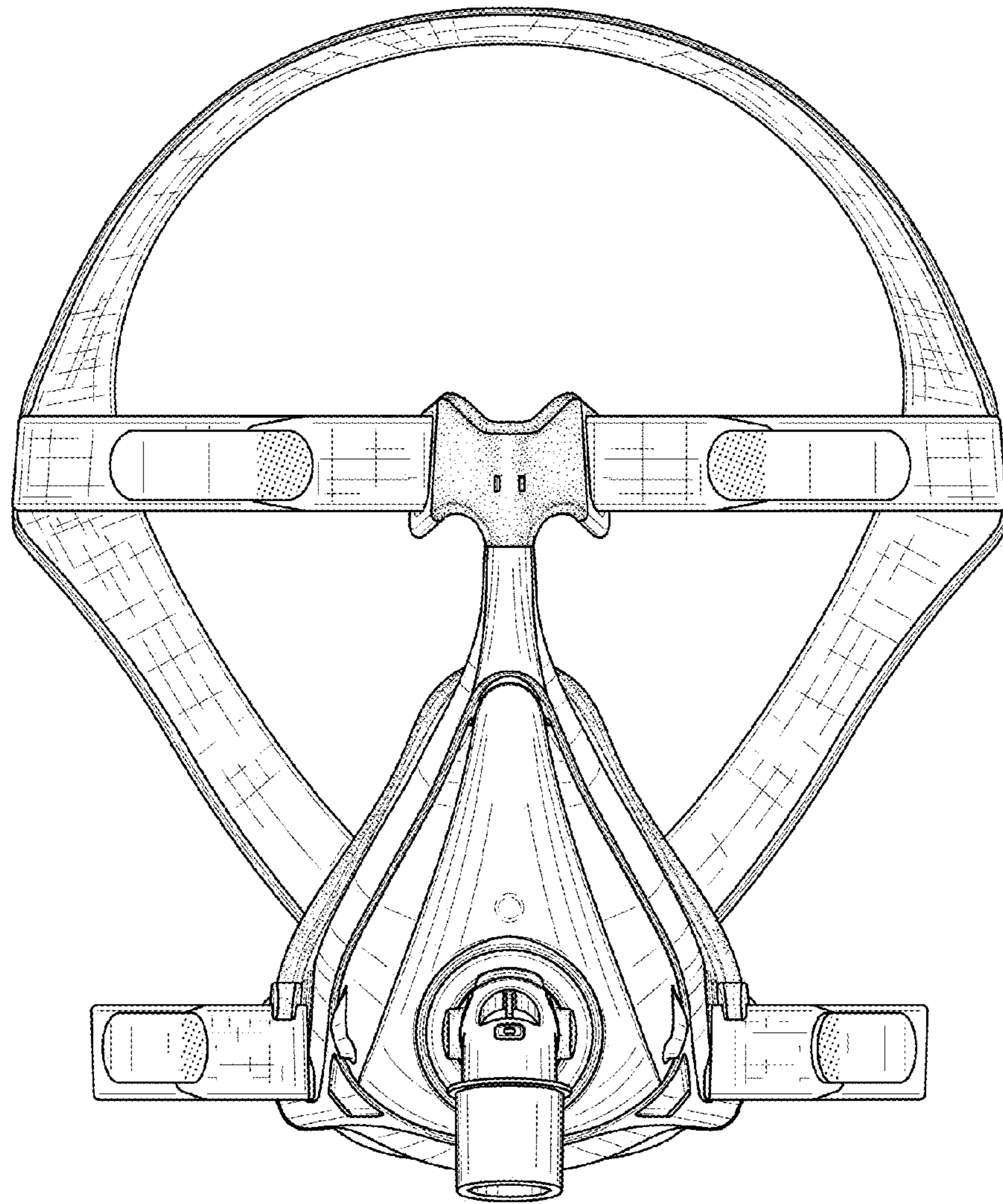


FIG. 2

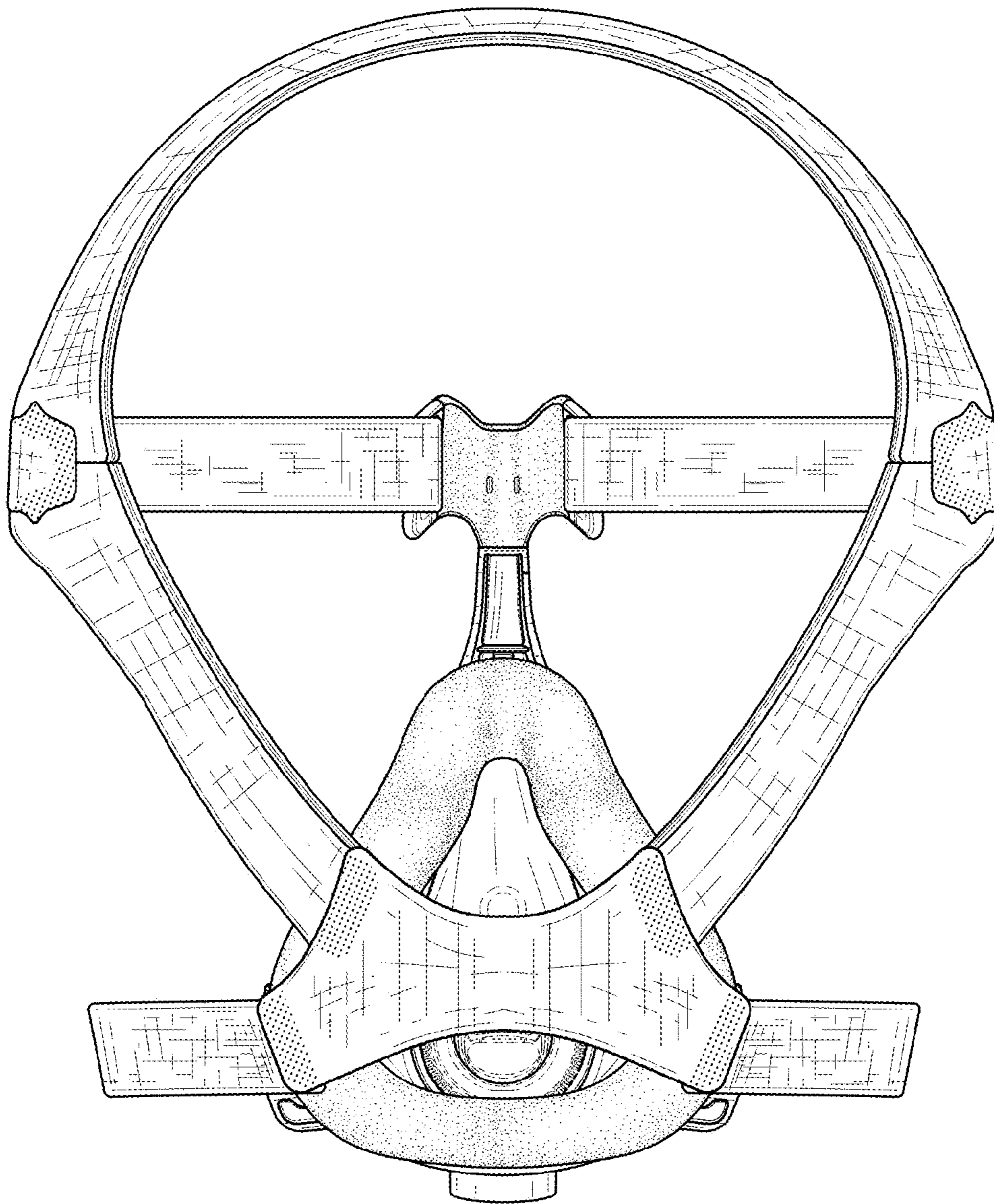


FIG. 3

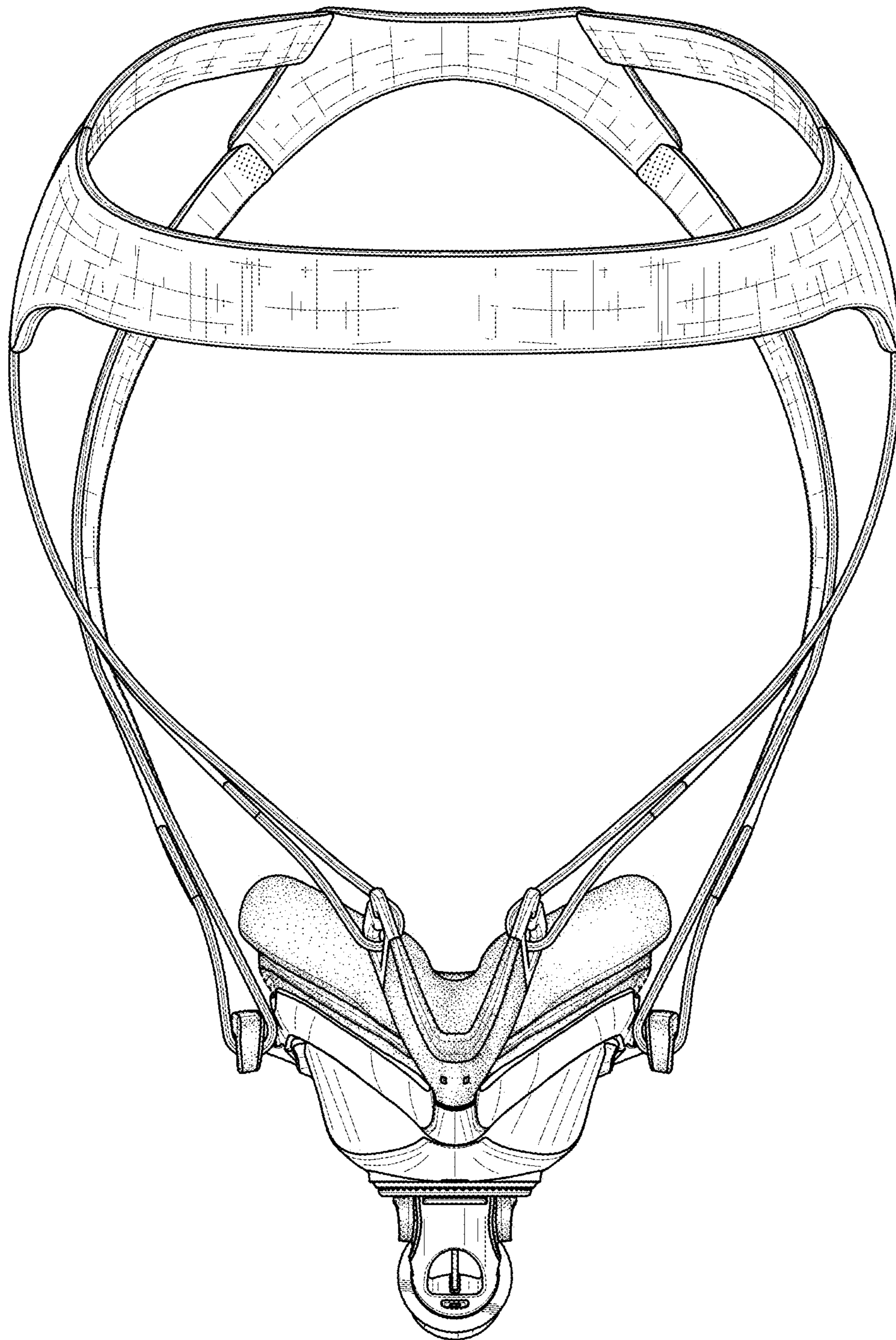


FIG. 4



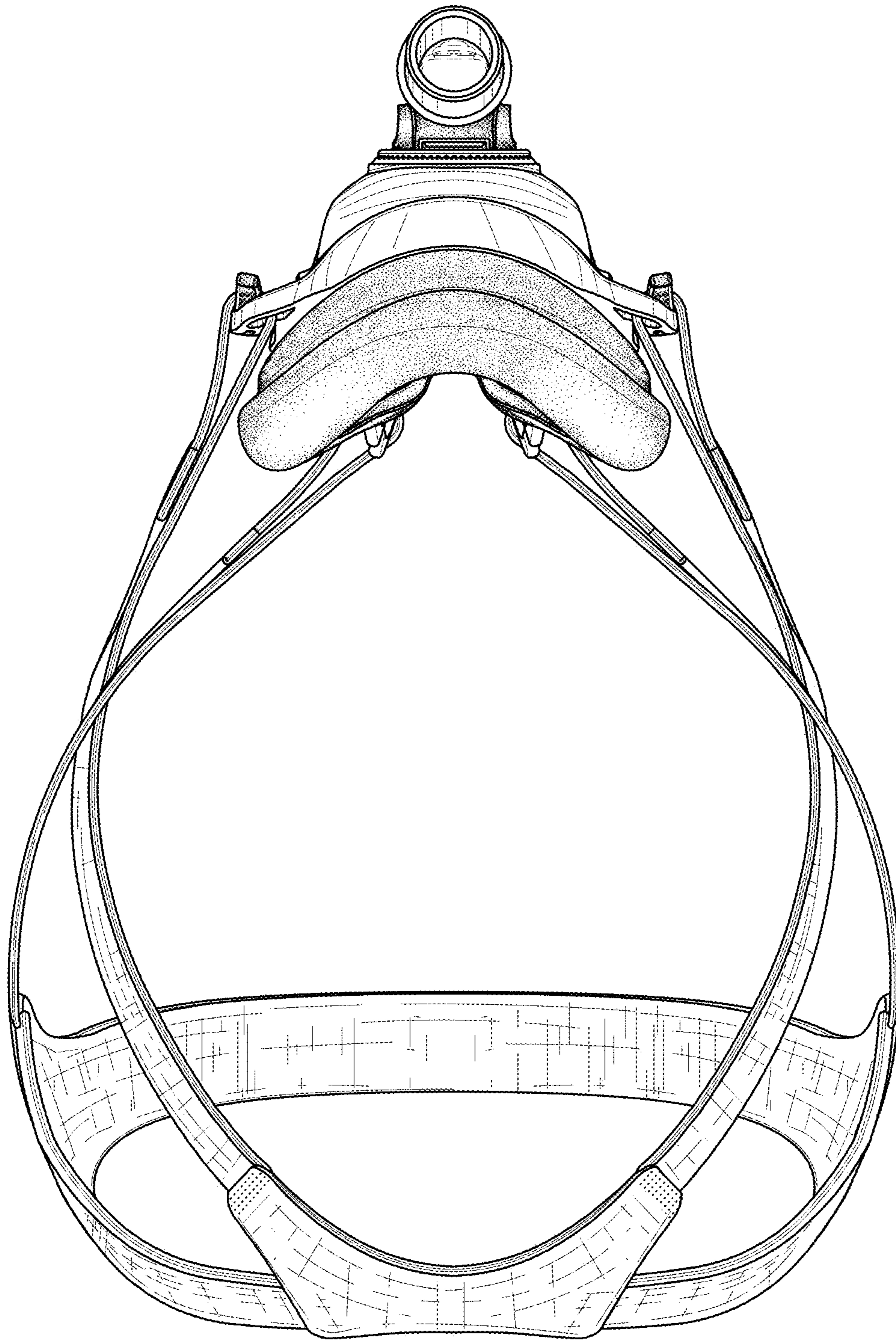


FIG. 5

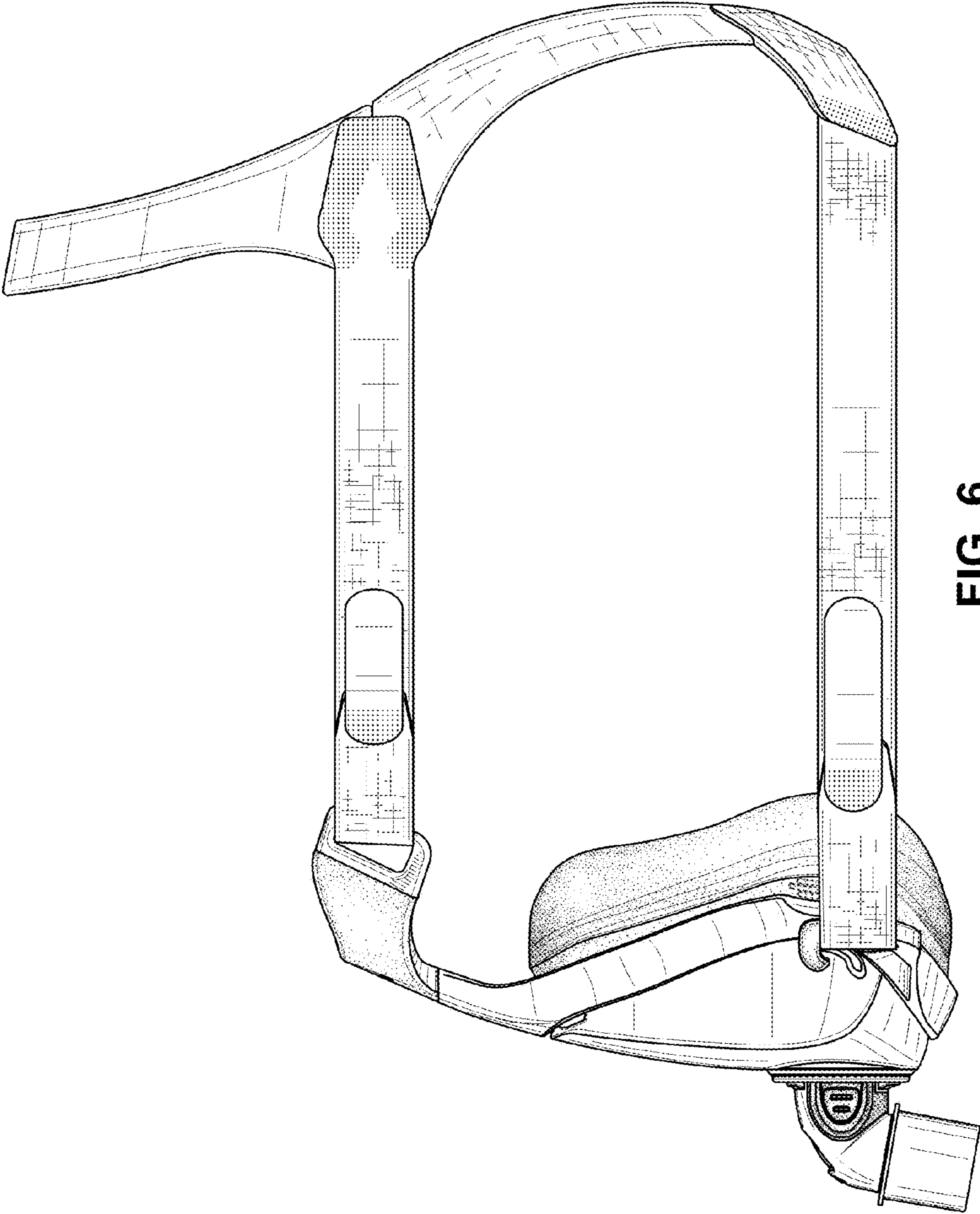


FIG. 6

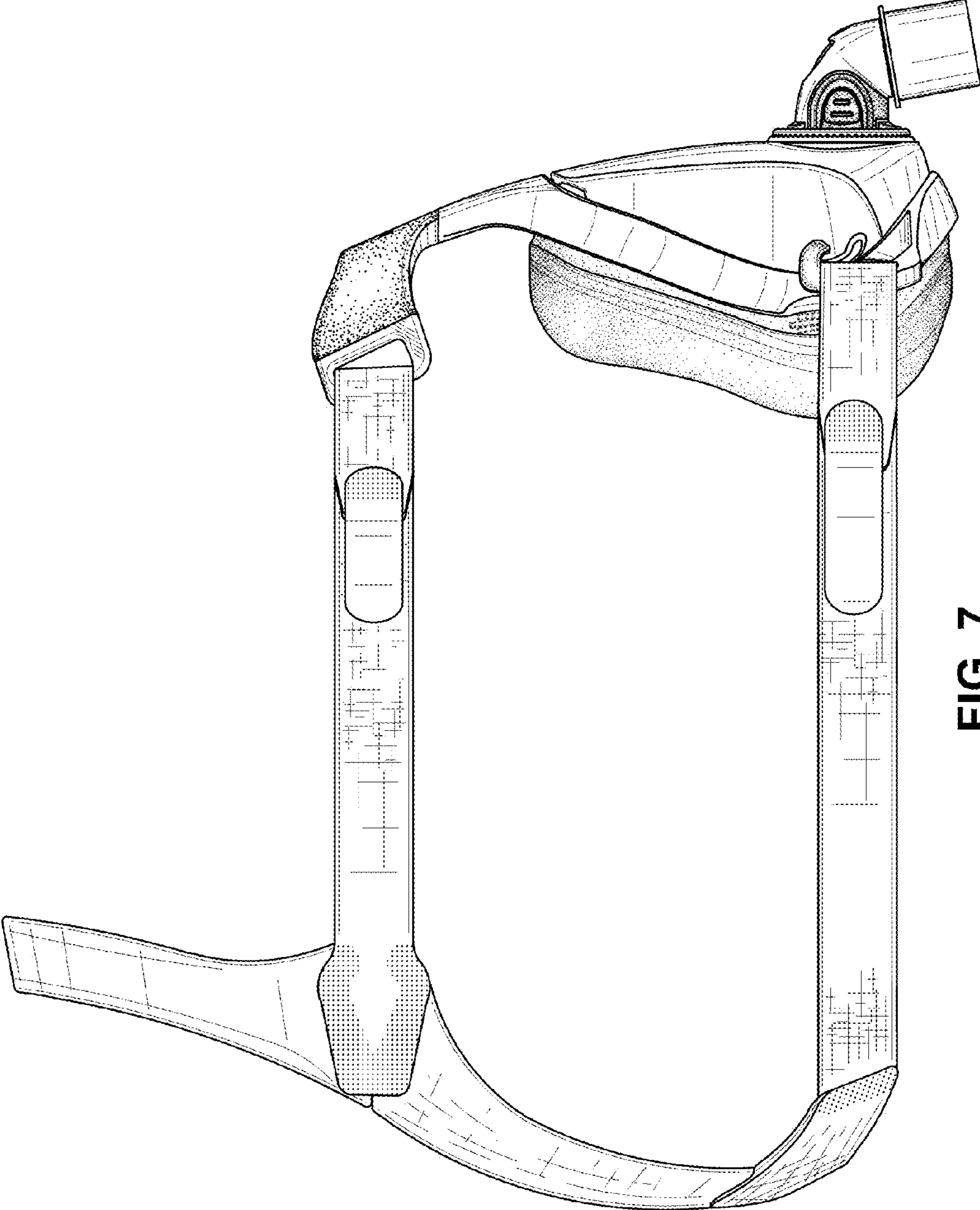


FIG. 7



