



US00D751148S

(12) **United States Design Patent**
Glass et al.

(10) **Patent No.:** **US D751,148 S**
(45) **Date of Patent:** **** Mar. 8, 2016**

(54) **COMBINED HOLDER FOR STORE VALUE
CARD AND NOTEPAD**

(71) Applicant: **Gift Card Impressions, LLC**, Kansas
City, MO (US)

(72) Inventors: **Brett R. Glass**, Kansas City, MO (US);
Nicole E. Glass, Kansas City, MO (US)

(73) Assignee: **Gift Card Impressions, LLC**, Kansas
City, MO (US)

(**) Term: **14 Years**

(21) Appl. No.: **29/471,762**

(22) Filed: **Nov. 5, 2013**

(51) **LOC (10) Cl.** **19-08**

(52) **U.S. Cl.**
USPC **D20/22; D19/2**

(58) **Field of Classification Search**
USPC D20/10, 19, 43, 44, 99; D8/1; D11/117;
D19/1, 7-10
CPC G09F 3/08; G09F 3/16; G09F 3/18;
G09F 3/20; G09F 3/201; G09F 3/202; G09F
3/203; G09F 7/02; G09F 7/04; G09F 7/08;
G09F 7/0218; G09F 7/20; G09F 7/22; G09F
1/10; B42D 5/00; B42D 5/003; B42D 5/005;
B42D 5/006
See application file for complete search history.

(56) **References Cited**

U.S. PATENT DOCUMENTS

858,313 A * 6/1907 Wells G09F 5/04
229/92.1
2,602,250 A * 7/1952 Raising G09F 3/12
40/538
D246,333 S * 11/1977 Boecher, Jr. D11/143
D249,191 S * 8/1978 Boecher, Jr. D11/143
D249,192 S * 8/1978 Boecher, Jr. D11/143
D249,193 S * 8/1978 Boecher, Jr. D11/143

D286,301 S * 10/1986 Fain D19/6
4,627,640 A * 12/1986 Markovics B42D 15/00
281/5
4,678,206 A * 7/1987 Leahan B42D 5/006
281/44
D309,721 S * 8/1990 Goldman D11/117
D314,880 S * 2/1991 Rentsch D7/300.2
D512,745 S * 12/2005 Kaplan D20/32
2012/0315420 A1 * 12/2012 Kuo B42D 5/003
428/40.2

* cited by examiner

Primary Examiner — Mary Ann Calabrese

(74) *Attorney, Agent, or Firm* — Polsinelli PC

(57) **CLAIM**

The ornamental design for a combined holder for store value
card and notepad, as shown and described.

DESCRIPTION

FIG. 1 is a front perspective view of the combined holder for
store value card and notepad shown with its front cover in the
closed position.

FIG. 2 is a rear perspective view of the combined holder for
store value card and notepad shown with its front cover in the
closed position.

FIG. 3 is a front view of the combined holder for store value
card and notepad.

FIG. 4 is a rear view of the combined holder for store value
card and notepad.

FIG. 5 is a left side view of the combined holder for store
value card and notepad, the right side view being a mirror
image thereof.

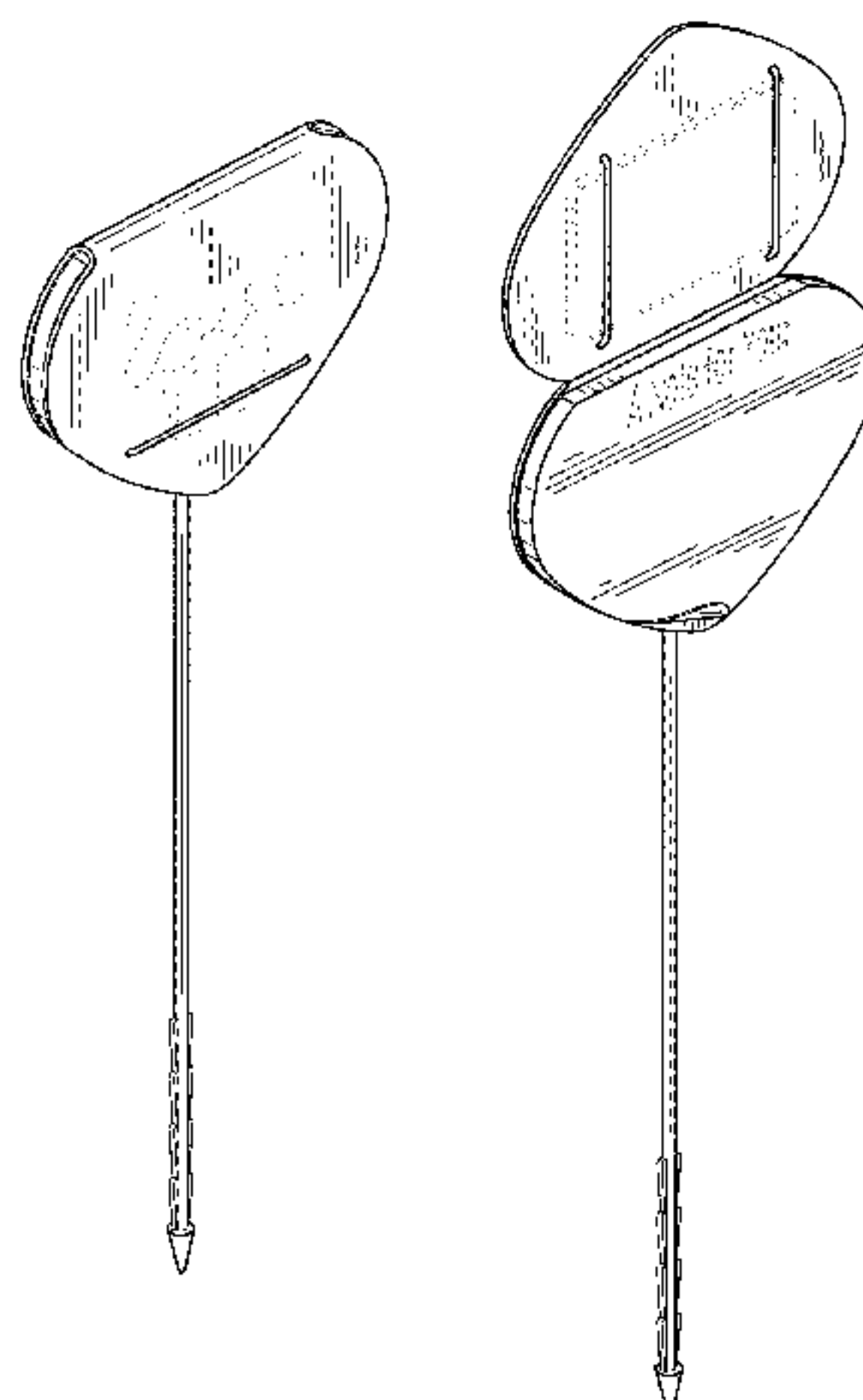
FIG. 6 is a top view of the combined holder for store value
card and notepad.

FIG. 7 is a bottom view of the combined holder for store value
card and notepad.

FIG. 8 is a perspective view of the combined holder for store
value card and notepad shown with its front cover in an open
position to reveal a releasable attachment mechanism for a
stored value card and notepad; and,

FIG. 9 is another perspective view of the combined holder for
store value card and notepad shown with its front cover in the
closed position and its stem inserted in a flower arrangement.
The dashed lines showing in the figures are included for the
purpose of illustrating portions of the combined holder for
store value card and notepad that form no part of the claimed
design.

1 Claim, 4 Drawing Sheets



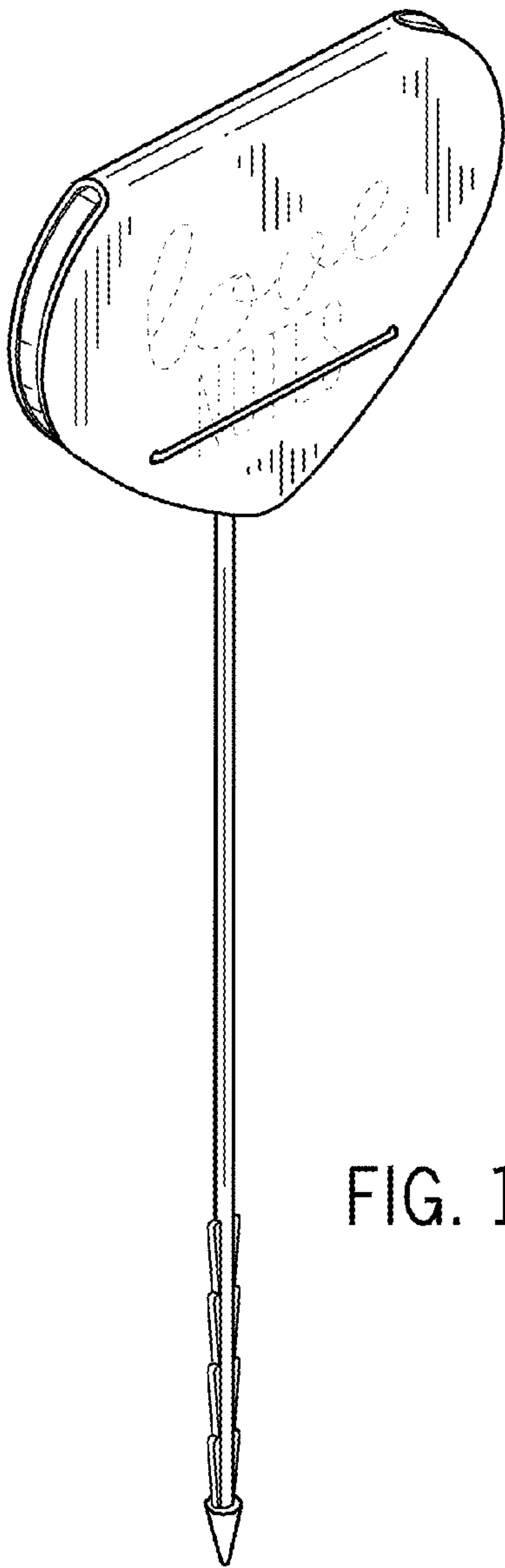


FIG. 1

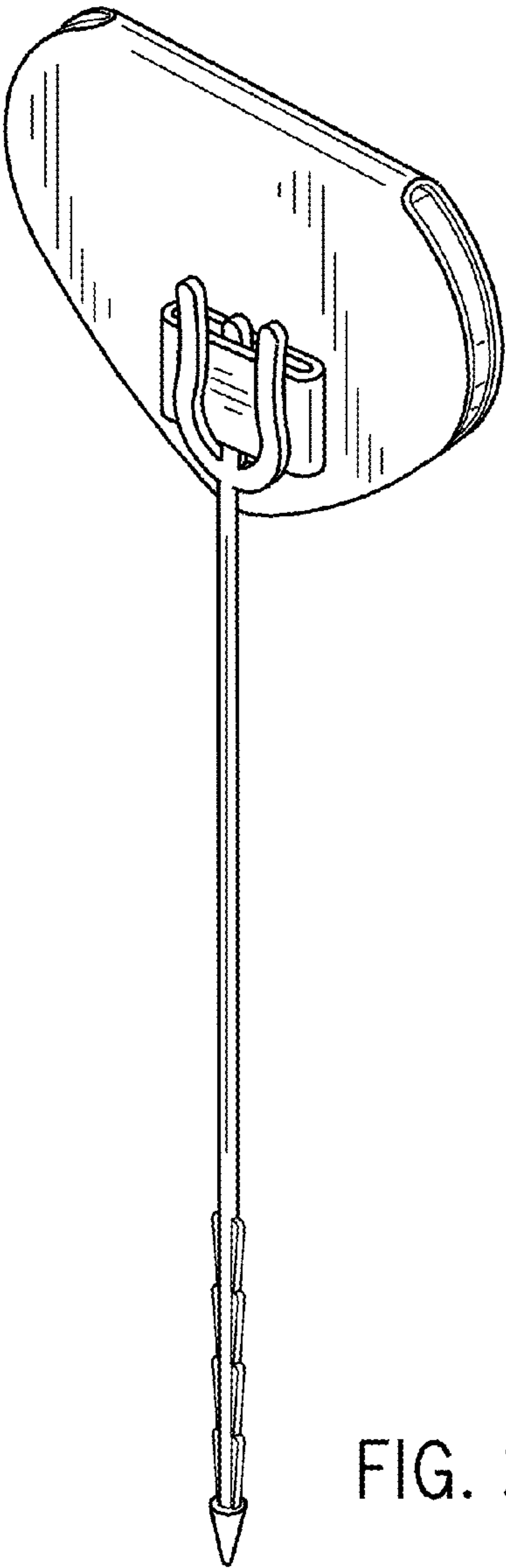


FIG. 2

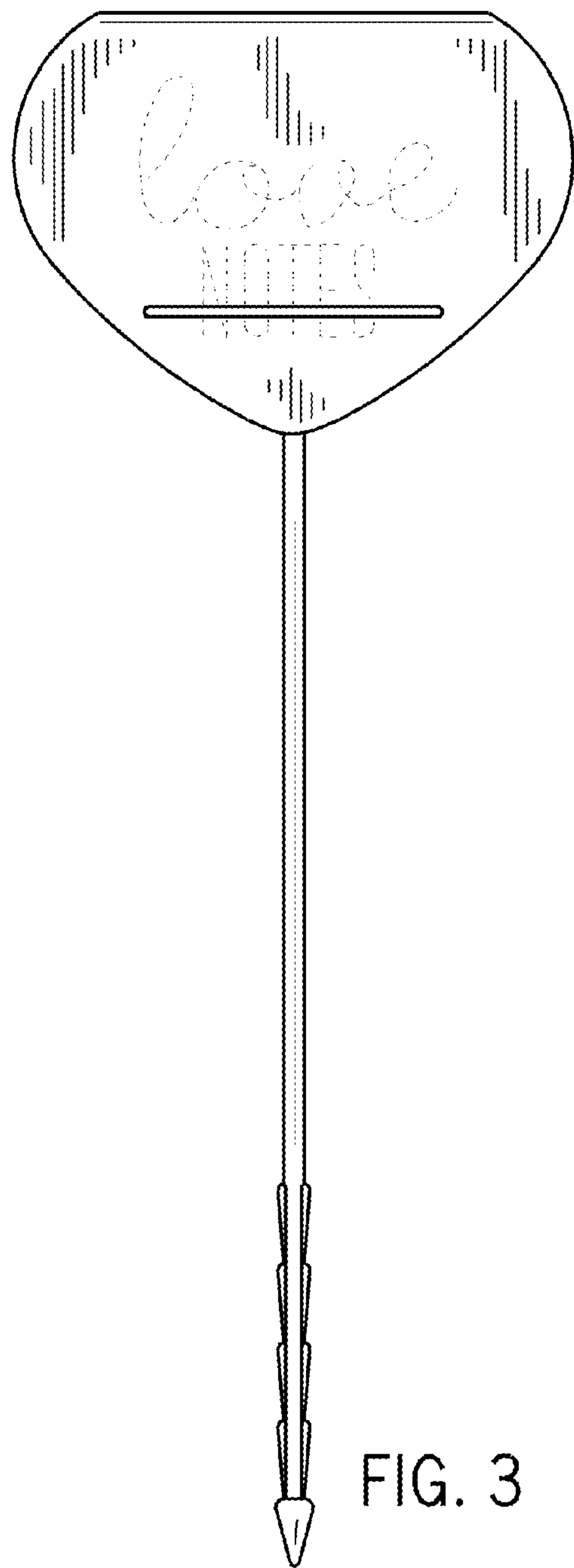


FIG. 3

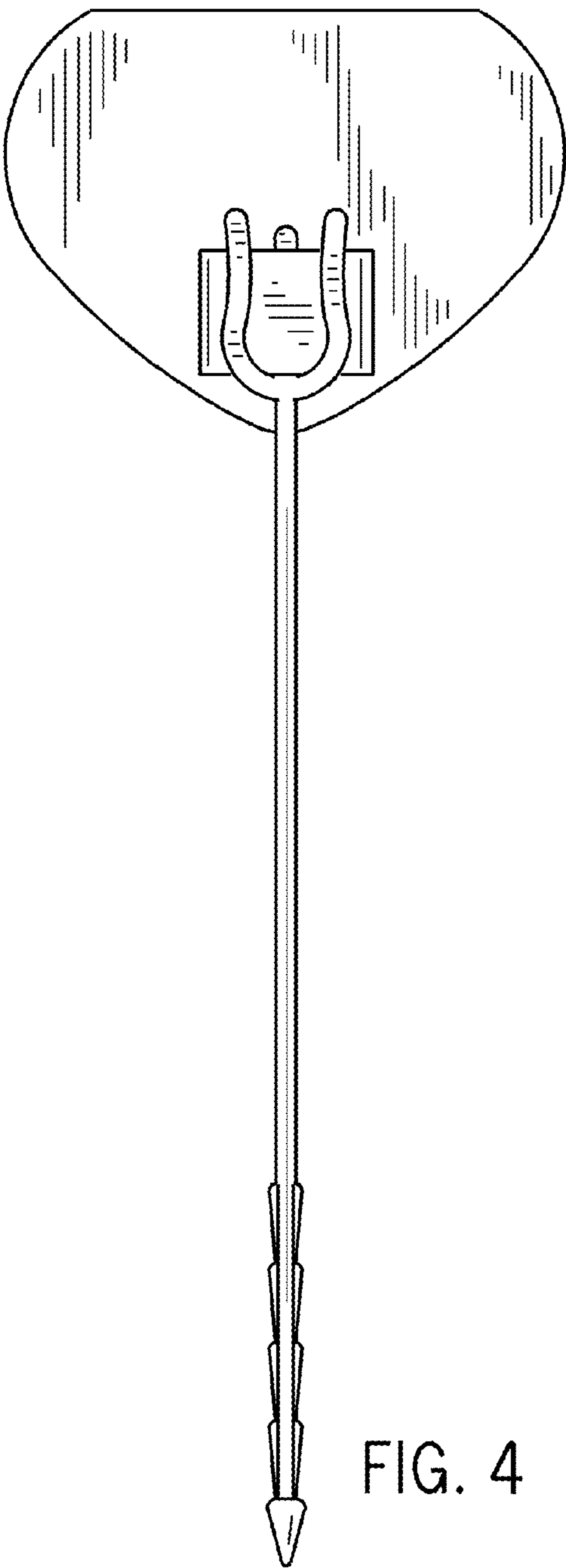


FIG. 4



FIG. 5

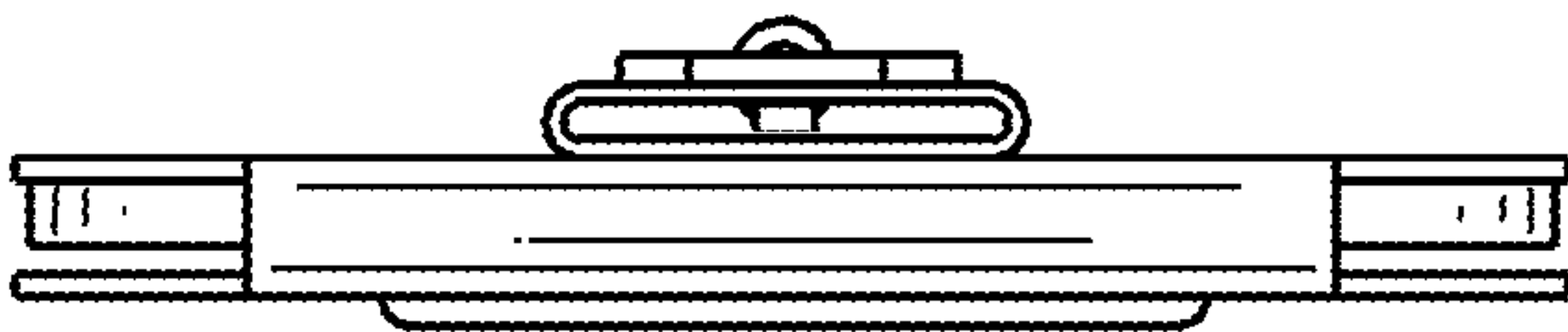


FIG. 6

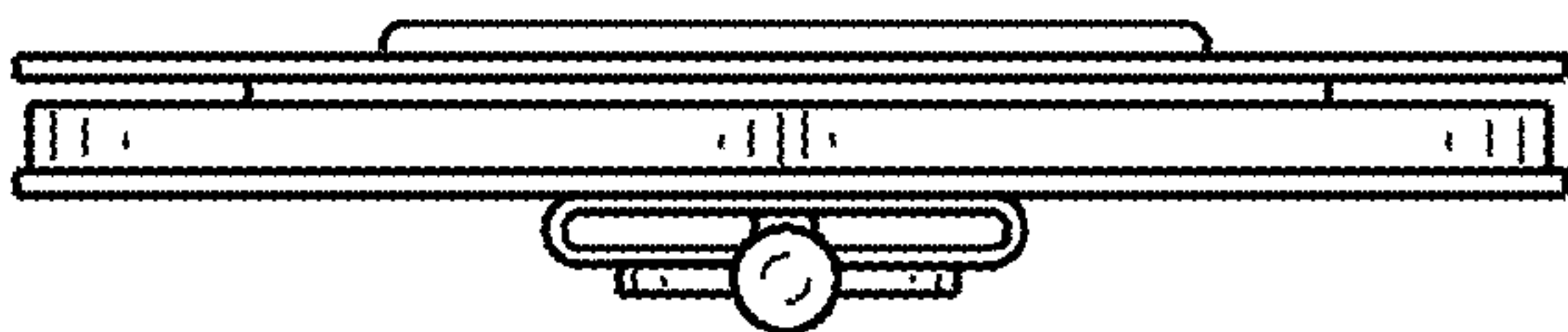


FIG. 7

