



US00D751112S

(12) **United States Design Patent**
Laird et al.

(10) **Patent No.:** **US D751,112 S**
(45) **Date of Patent:** **** Mar. 8, 2016**

- (54) **DISPLAY SCREEN OR PORTION THEREOF WITH ICON**
- (71) Applicant: **Music Mastermind, Inc.**, Calabasas, CA (US)
- (72) Inventors: **Katharine Eleanor Laird**, Los Angeles, CA (US); **Colin David Schacher**, Woodland Hills, CA (US)
- (73) Assignee: **ZYA, INC.**, Calabasas, CA (US)
- (**) Term: **14 Years**
- (21) Appl. No.: **29/457,876**
- (22) Filed: **Jun. 13, 2013**
- (51) **LOC (10) Cl.** **14-04**
- (52) **U.S. Cl.**
USPC **D14/489**
- (58) **Field of Classification Search**
USPC D14/485-495
CPC G06F 3/04817; G06F 3/0482
See application file for complete search history.

| | | | | |
|-------------------|---------|-------------|-------|-------------------------|
| D656,077 S * | 3/2012 | Spencer | | D12/193 |
| D656,872 S * | 4/2012 | Spencer | | D12/193 |
| D701,527 S * | 3/2014 | Brinda | | D14/488 |
| D707,249 S * | 6/2014 | Yamada | | D14/488 |
| D709,084 S * | 7/2014 | Agnew | | D14/486 |
| D714,342 S * | 9/2014 | Barling | | D14/492 |
| D717,314 S * | 11/2014 | Lim | | D14/485 |
| D721,721 S * | 1/2015 | Seung-Hyuck | | D14/486 |
| D722,321 S * | 2/2015 | Lee | | D14/486 |
| 2015/0033162 A1 * | 1/2015 | Hiro | | H04M 1/72583 715/765 |
| 2015/0277755 A1 * | 10/2015 | Hoffman | | G06F 3/04886 705/12 |

* cited by examiner

Primary Examiner — Sheryl Lane
(74) *Attorney, Agent, or Firm* — Loeb & Loeb LLP

(57) **CLAIM**
The ornamental design for a display screen or portion thereof with icon, as shown and described.

DESCRIPTION

FIG. 1 is a front view of an embodiment of a display screen or portion thereof with icon showing our new design in a first environment.

FIG. 2 depicts the interaction of the display screen or portion thereof with icon in the first environment with additional environmental elements; and,

FIG. 3 depicts the interaction of the display screen or portion thereof with icon in a second environment with the additional environmental elements of FIG. 2.


The broken lines appearing in the figures are for the purpose of illustrating the environmental structure of the article of the claimed design and form no part of the claimed design.

1 Claim, 3 Drawing Sheets

(56) **References Cited**

U.S. PATENT DOCUMENTS

| | | | | |
|---------------|---------|-----------|-------|------------------------|
| D22,007 S * | 11/1892 | Ihlenburg | | D18/32 |
| D270,695 S * | 9/1983 | Rinaldo | | D6/300 |
| D367,965 S * | 3/1996 | Baker | | D6/303 |
| D401,768 S * | 12/1998 | Leung | | D6/306 |
| 5,883,627 A * | 3/1999 | Pleyer | | G06F 3/0481 345/473 |
| D416,240 S * | 11/1999 | Jensen | | D14/486 |
| D477,799 S * | 7/2003 | Arens | | D12/193 |
| D534,914 S * | 1/2007 | Florindo | | D14/450 |






FIG. 1




FIG. 2




FIG. 3