



US00D751111S

(12) **United States Design Patent**
Zhou

(10) **Patent No.:** **US D751,111 S**
(45) **Date of Patent:** **** Mar. 8, 2016**

(54) **DISPLAY SCREEN PORTION WITH ANIMATED GRAPHICAL USER INTERFACE**

DESCRIPTION

(71) Applicant: **Tencent Technology (Shenzhen) Company Limited**, Shenzhen, Guangdong (CN)

(72) Inventor: **Yangfan Zhou**, Guangdong (CN)

(73) Assignee: **Tencent Technology (Shenzhen) Company Limited** (CN)

(**) Term: **14 Years**

(21) Appl. No.: **29/472,813**

(22) Filed: **Nov. 15, 2013**

(51) **LOC (10) Cl.** **14-04**

(52) **U.S. Cl.**
USPC **D14/488**

(58) **Field of Classification Search**
USPC D14/485–495
CPC ... G06F 3/048; G06F 3/0481; G06F 3/04842;
G06F 3/0484; G06F 3/0485; G06F 3/04847;
G06F 17/211; G06F 17/212
See application file for complete search history.

(56) **References Cited**

U.S. PATENT DOCUMENTS

D582,937 S * 12/2008 Chen D14/488
D585,456 S * 1/2009 Chen D14/486

(Continued)

Primary Examiner — Eric Goodman

Assistant Examiner — Daniel J Domino

(74) *Attorney, Agent, or Firm* — Design IP

(57) **CLAIM**

The ornamental design for an display screen portion with animated graphical user interface, as shown and described.

FIG. 1 is a front view of a first image of a first embodiment of an display screen portion with animated graphical user interface showing my new design;

FIG. 2 is a front view of a second image thereof;

FIG. 3 is a front view of a third image thereof;

FIG. 4 is a front view of a first image of a second embodiment of an display screen portion with animated graphical user interface showing my new design;

FIG. 5 is a front view of a second image thereof;

FIG. 6 is a front view of a third image thereof;

FIG. 7 is a front view of a first image of a third embodiment of an display screen portion with animated graphical user interface showing my new design;

FIG. 8 is a front view of a second image thereof;

FIG. 9 is a front view of a third image thereof;

FIG. 10 is a front view of a first image of a fourth embodiment of an display screen portion with animated graphical user interface showing my new design;

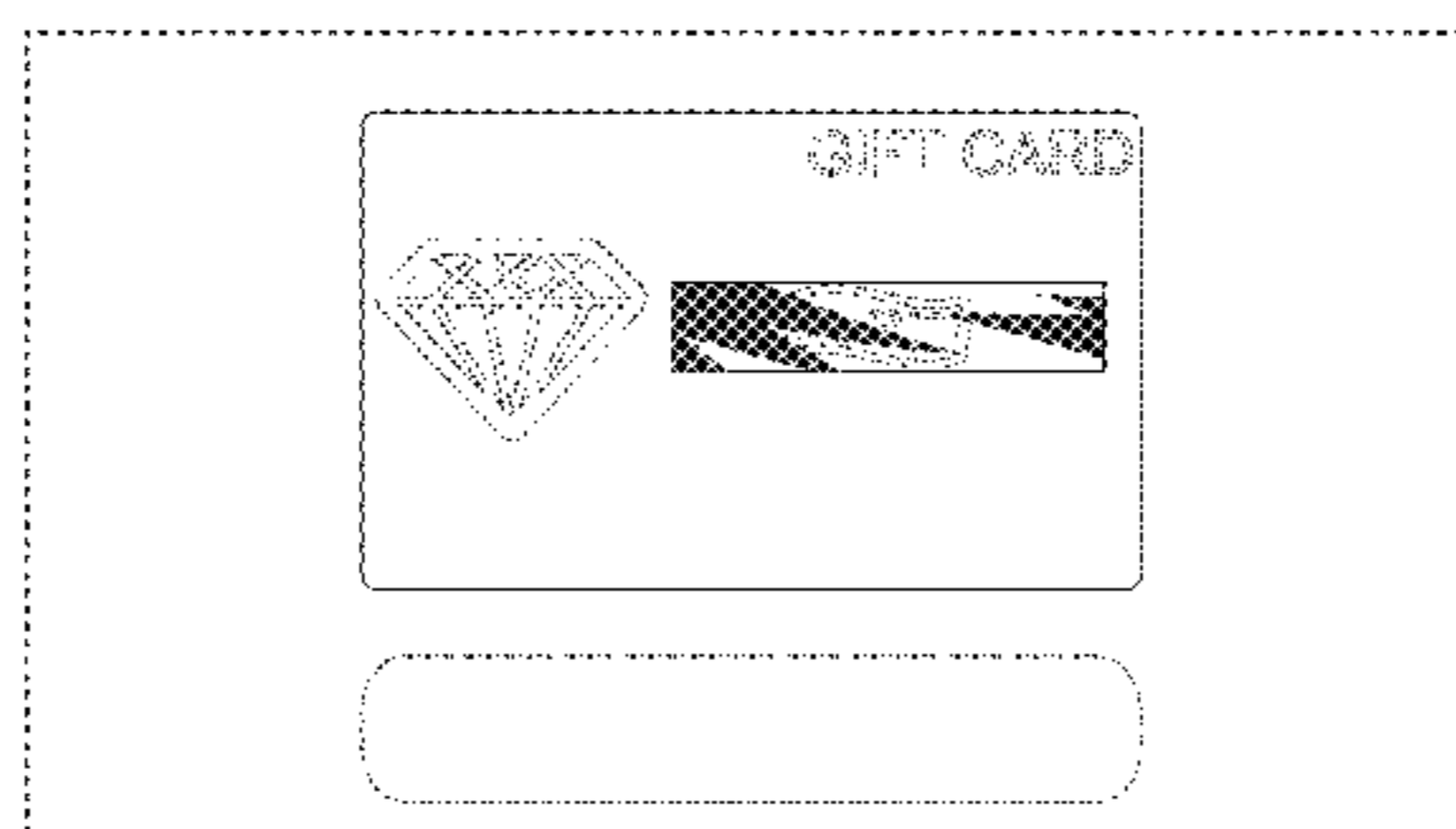

FIG. 11 is a front view of a second image thereof; and,

FIG. 12 is a front view of a third image thereof.

In the first embodiment, the appearance of the transitional image sequentially transitions between the images shown in FIGS. 1 through 3. In the second embodiment, the appearance of the transitional image sequentially transitions between the images shown in FIGS. 4 through 6. In the third embodiment, the appearance of the transitional image sequentially transitions between the images shown in FIGS. 7 through 9. In the fourth embodiment, the appearance of the transitional image sequentially transitions between the images shown in FIGS. 10 through 12. The process or period in which one image transitions to another image forms no part of the claimed design. In FIGS. 1 through 8 and 10 through 12, the greyscale fill located within the claimed rectangular area represents a contrasting appearance to regions within the claimed rectangular area in which no greyscale fill is shown.

The broken line showing including the text and portions of the graphical user interface, as well as portions of the display screen are for the purpose of illustrating portions of the article, and form no part of the claimed design.

1 Claim, 12 Drawing Sheets



(56)

References Cited

U.S. PATENT DOCUMENTS

D585,907 S *	2/2009	Blencowe	D14/486	2010/0169389 A1*	7/2010	Weber	G06F 17/30056	715/730
D587,725 S *	3/2009	Krieter	D14/486						707/804
D593,114 S *	5/2009	Vakkalanka	D14/486	2010/0169783 A1*	7/2010	Weber	G11B 27/034	715/731
7,890,881 B1*	2/2011	Skidgel	G06F 17/212	2010/0313165 A1*	12/2010	Louch	G06F 3/0481	715/792
				715/243	2011/0225522 A1*	9/2011	Kamiyama	G06F 8/34	715/762
D664,984 S *	8/2012	Lee	D14/488	2015/0128164 A1*	5/2015	Fundament	H04N 5/4403	725/25
D664,987 S *	8/2012	Gleasant	D14/488	2015/0169500 A1*	6/2015	Balinsky	G06Q 10/06	715/209
8,826,163 B1*	9/2014	Chanin	G06F 3/04842						
				703/1						
D735,752 S *	8/2015	Kim	D14/488						
2007/0162855 A1*	7/2007	Hawk	G11B 27/34						

* cited by examiner




FIG. 1




FIG. 2

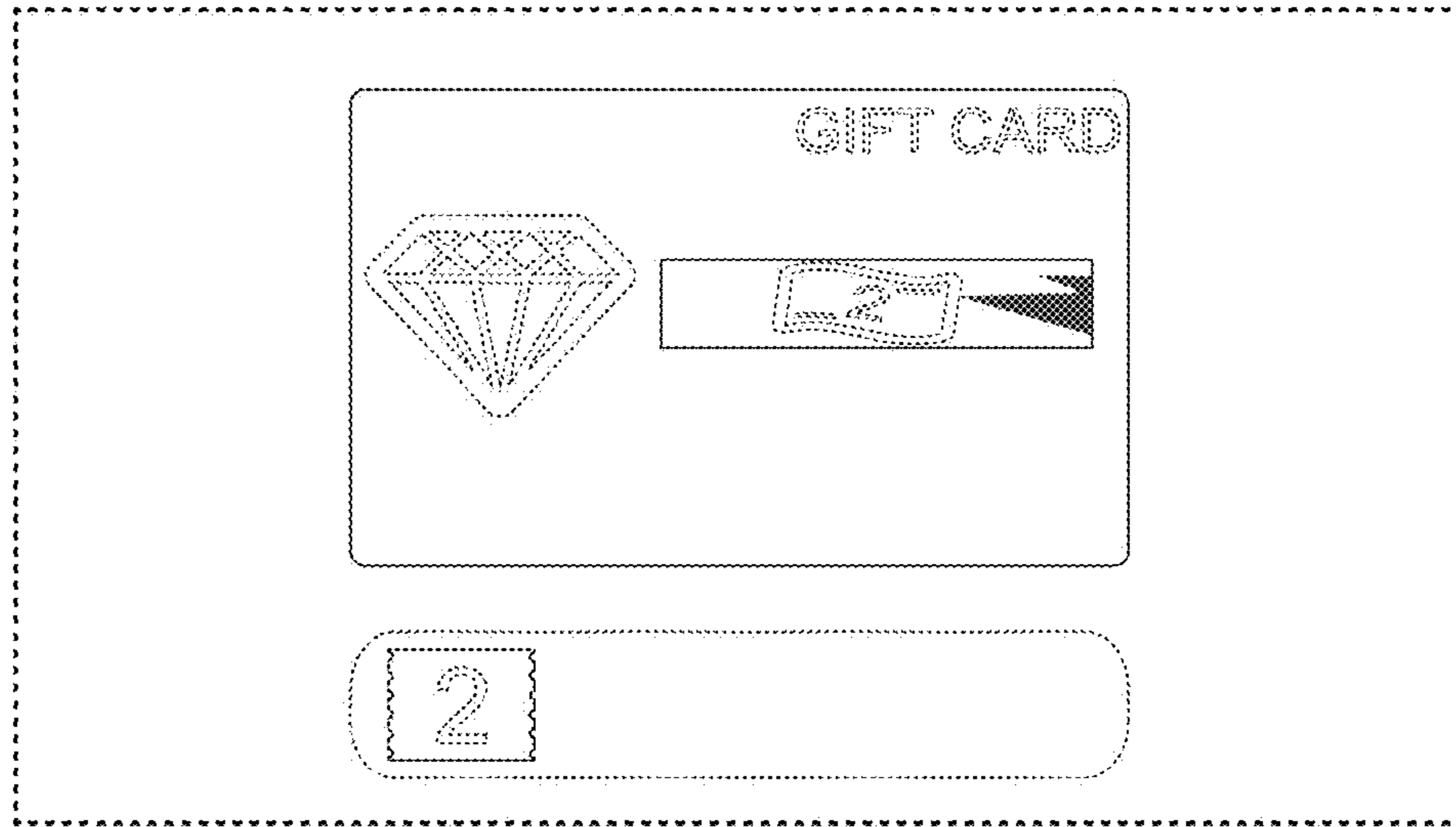


FIG. 3




FIG. 4




FIG. 5

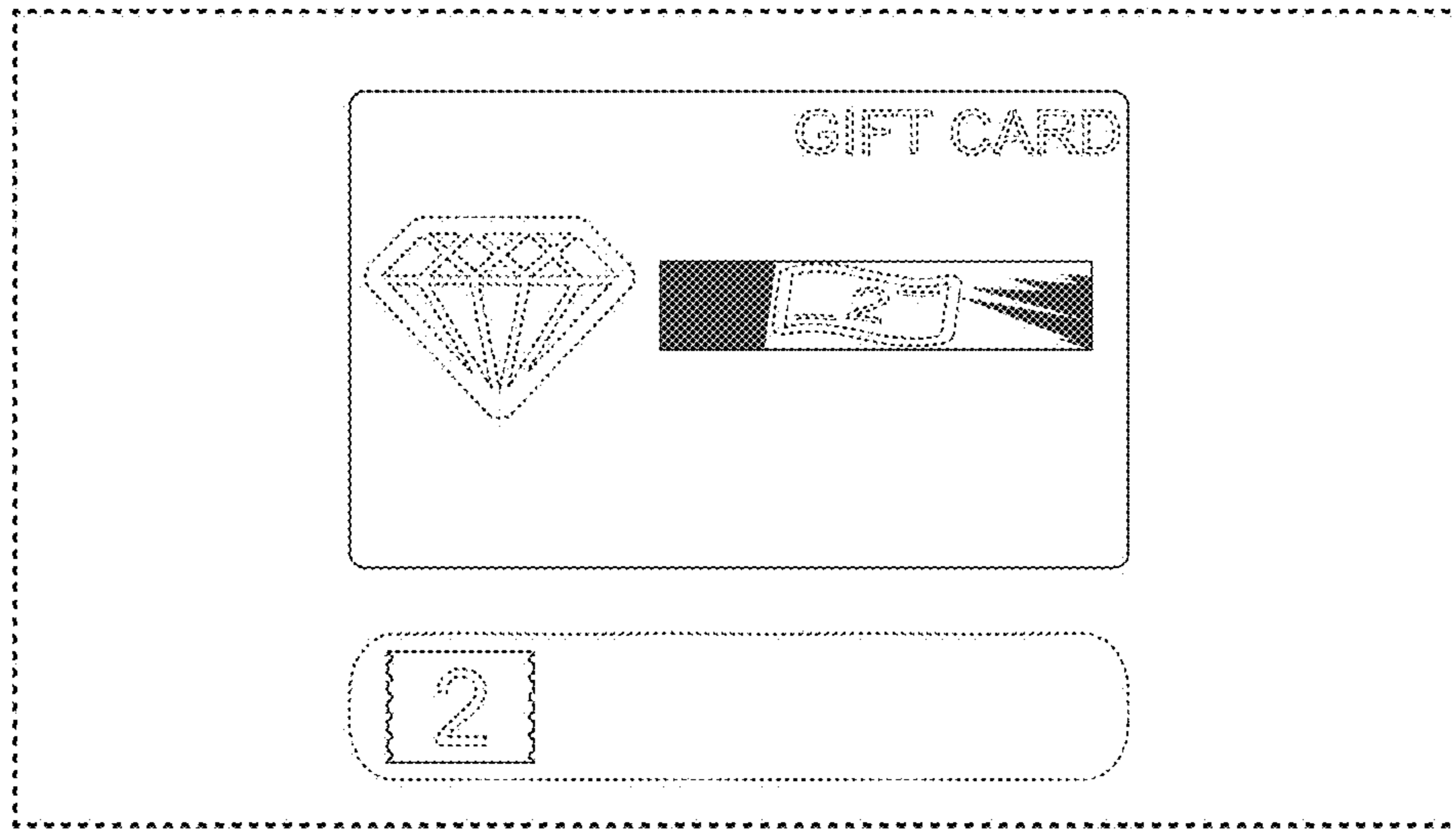


FIG. 6




FIG. 7

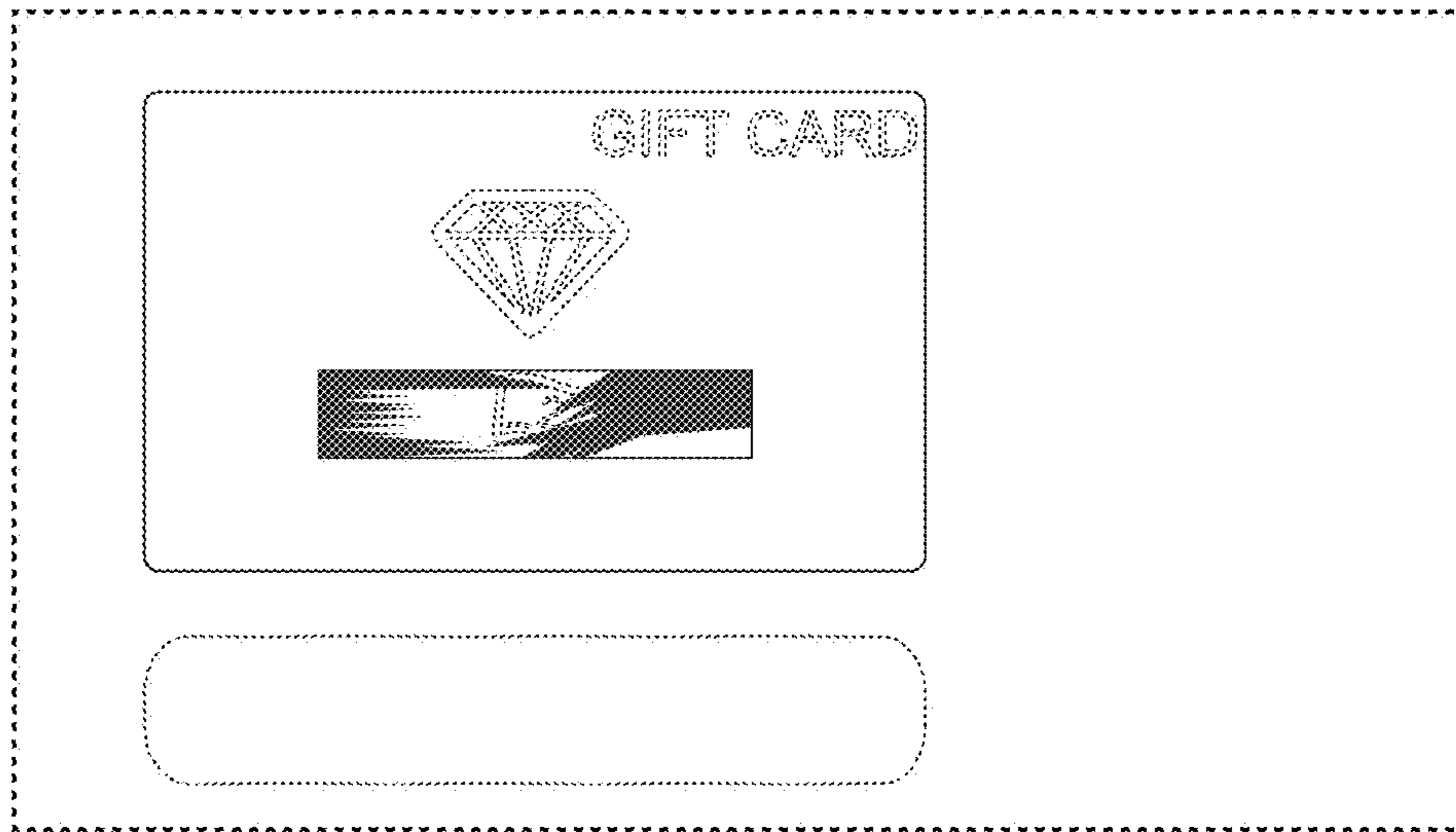


FIG. 8

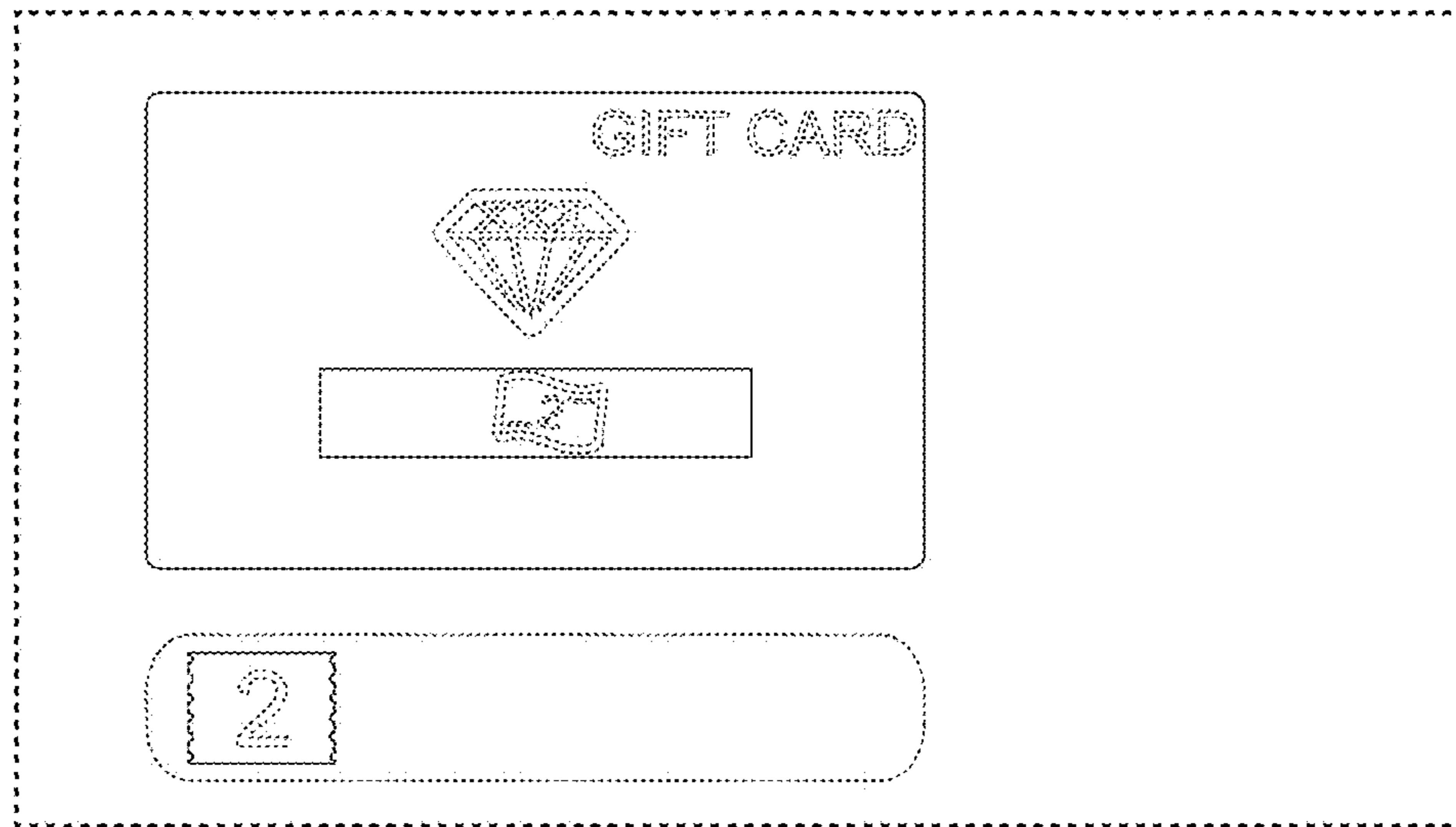


FIG. 9




FIG. 10




FIG. 11

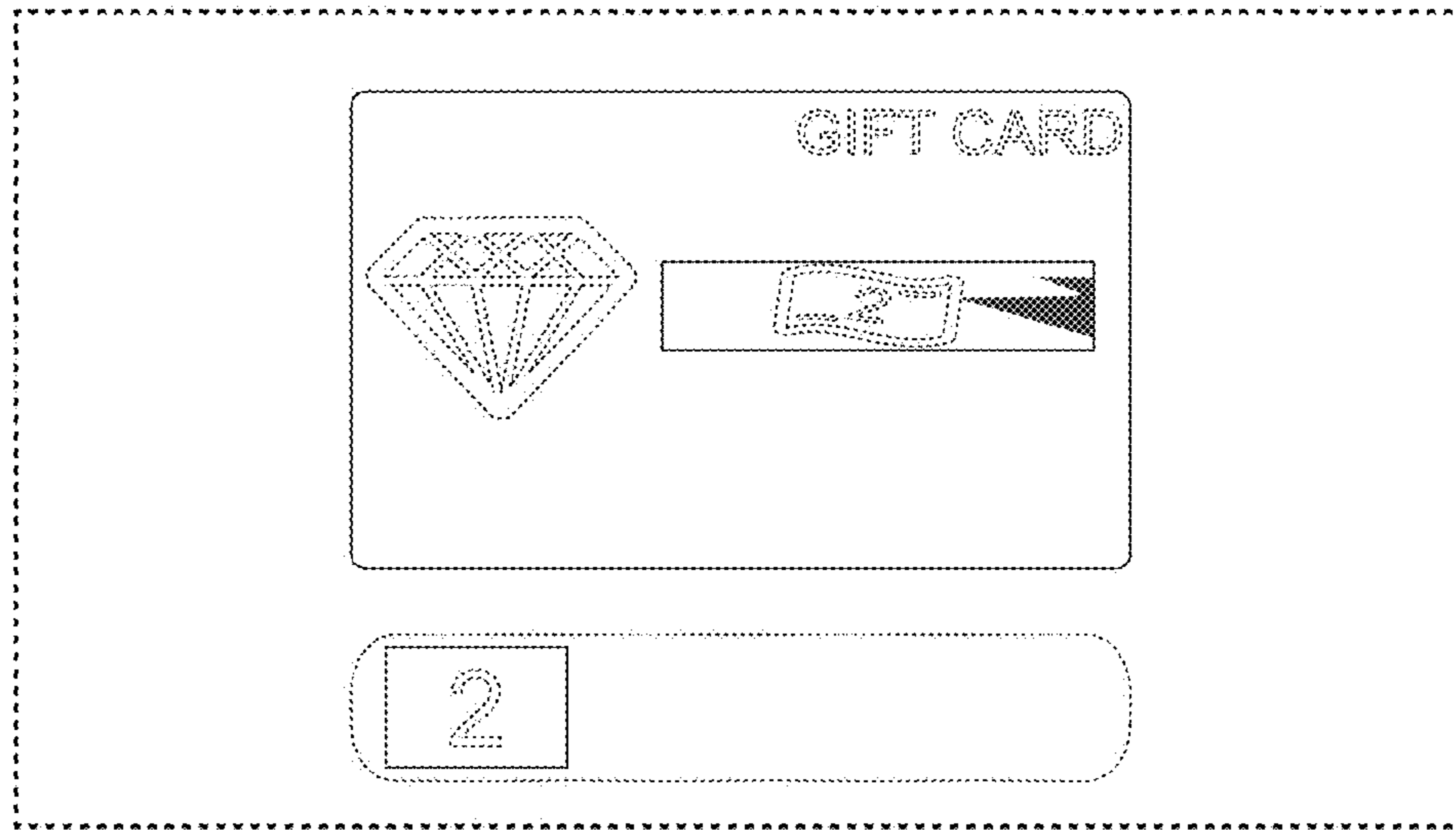


FIG. 12