



US00D751084S

(12) **United States Design Patent**  
**Liu et al.**

(10) **Patent No.:** **US D751,084 S**  
(45) **Date of Patent:** **\*\* Mar. 8, 2016**

(54) **DISPLAY SCREEN WITH ANIMATED GRAPHICAL USER INTERFACE**

(71) Applicants: **Beijing Qihoo Technology Co. Ltd,** Beijing (CN); **Qizhi Software (Beijing) Co. Ltd,** Beijing (CN)

(72) Inventors: **Yu Liu,** Beijing (CN); **Haoliang Cheng,** Beijing (CN)

(73) Assignees: **Beijing Qihoo Technology Co., Ltd.,** Beijing (CN); **Qizhi Software (Beijing) Co., Ltd.,** Beijing (CN)

(\*\*) Term: **14 Years**

(21) Appl. No.: **29/478,043**

(22) Filed: **Dec. 30, 2013**

(51) **LOC (10) Cl.** ..... **14-04**

(52) **U.S. Cl.**  
USPC ..... **D14/485**

(58) **Field of Classification Search**  
USPC ..... D14/485-495  
CPC ..... G06F 3/04815; G06F 3/04817; G06F 3/0483; G06F 3/0482; G06F 3/0484  
See application file for complete search history.

(56) **References Cited**

U.S. PATENT DOCUMENTS

D606,090 S \* 12/2009 Danton ..... D14/488  
D648,343 S \* 11/2011 Chen ..... D14/486

(Continued)

*Primary Examiner* — Angela J Lee

(74) *Attorney, Agent, or Firm* — Baker & Hostetler LLP

(57) **CLAIM**

We claim the ornamental design for a display screen with animated graphical user interface, as shown and described

**DESCRIPTION**

FIG. 1 is a first image in a sequence for a display screen with animated graphical user interface; .

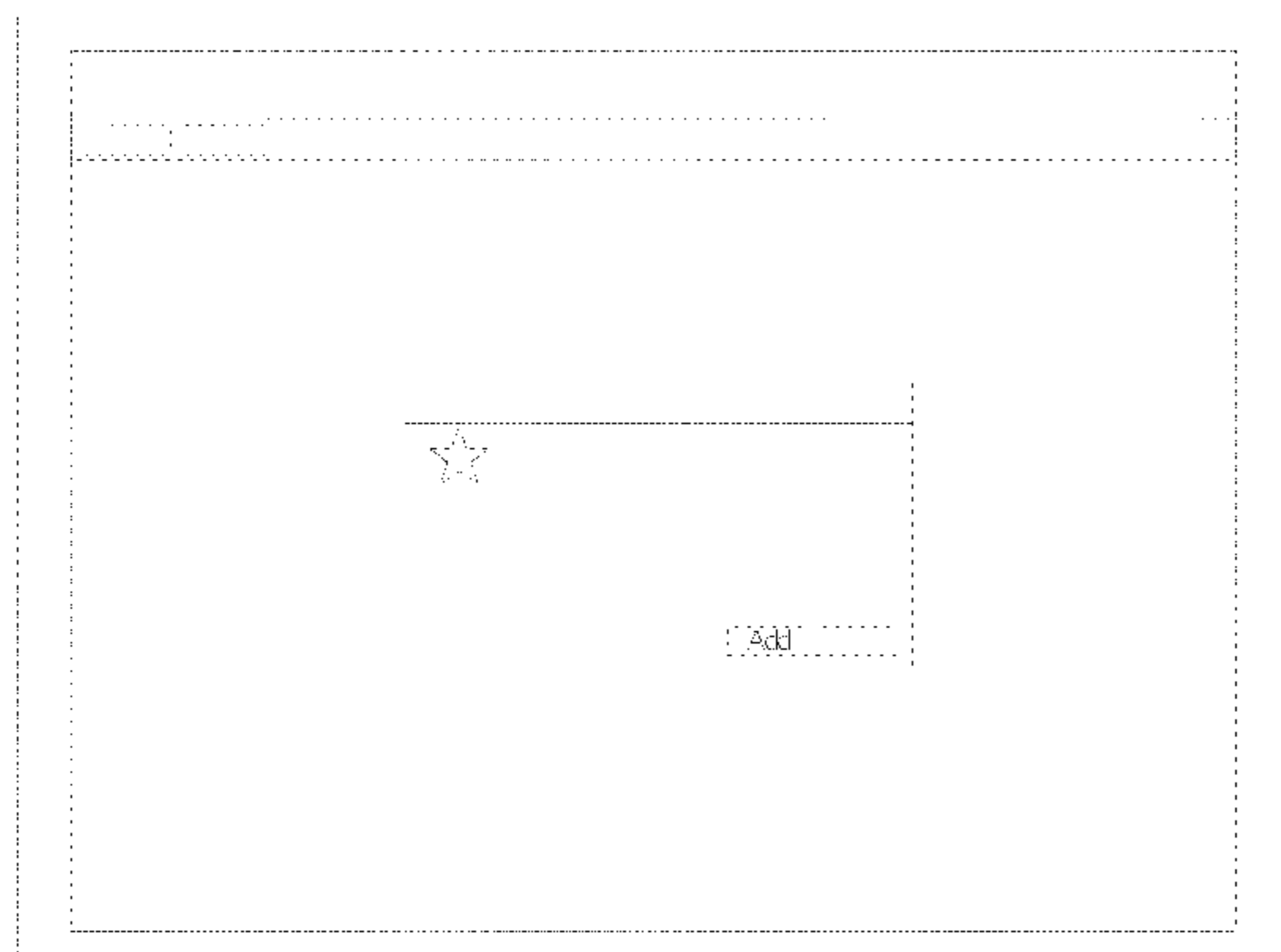


FIG. 2 is a second image thereof;  
FIG. 3 is a third image thereof;  
FIG. 4 is a fourth image thereof;  
FIG. 5 is a fifth image thereof;  
FIG. 6 is a sixth image thereof;  
FIG. 7 is a seventh image thereof;  
FIG. 8 is an eighth image thereof;  
FIG. 9 is a ninth image thereof;  
FIG. 10 is a tenth image thereof;  
FIG. 11 is an eleventh image thereof;  
FIG. 12 is a twelfth image thereof;  
FIG. 13 is a thirteenth image thereof;  
FIG. 14 is a fourteenth image thereof;  
FIG. 15 is a fifteenth image thereof;  
FIG. 16 is a sixteenth image thereof;  
FIG. 17 is a seventeenth image thereof;  
FIG. 18 is an eighteenth image thereof;  
FIG. 19 is a nineteenth image thereof;  
FIG. 20 is a twentieth image thereof;  
FIG. 21 is a twenty-first image thereof;  
FIG. 22 is a twenty-second image thereof;  
FIG. 23 is a twenty-third image thereof;  
FIG. 24 is a twenty-fourth image thereof;  
FIG. 25 is a twenty-fifth image thereof;  
FIG. 26 is a twenty-sixth image thereof;  
FIG. 27 is a twenty-seventh image thereof;  
FIG. 28 is a twenty-eighth image thereof;  
FIG. 29 is a twenty-ninth image thereof;  
FIG. 30 is a thirtieth image thereof;  
FIG. 31 is a thirty-first image thereof; and,  
FIG. 32 is a thirty-second image thereof.

The ornamental design which is claimed is shown in solid lines in the drawings. The broken lines in the drawings depict environmental subject matter only for illustrative purposes and form no part of the claimed design. The words shown in broken lines are unclaimed features of the graphical user interface.

The appearance of the transitional image sequentially transitions between the images shown in FIGS. 1-32. The process or period in which one image transitions to another image forms no part of the claimed design.

**1 Claim, 32 Drawing Sheets**



(56)

**References Cited**

U.S. PATENT DOCUMENTS

D657,367 S *	4/2012	Allen	.....	D14/485	D717,312 S *	11/2014	Matas	.....	D14/485
D665,403 S *	8/2012	Doll	.....	D14/487	D724,612 S *	3/2015	Lai	.....	D14/486
D690,731 S *	10/2013	Yang	.....	D14/489	D732,562 S *	6/2015	Yan	.....	D14/486
D691,160 S *	10/2013	Schupp	.....	D14/486	D734,347 S *	7/2015	Choi	.....	D14/486
D705,264 S *	5/2014	Gerssen	.....	D14/493	2009/0076909 A1 *	3/2009	Ioffe	.....	G06F 17/30274 705/14.61
					2015/0169178 A1 *	6/2015	Wang	.....	G06F 3/0482 715/765

\* cited by examiner

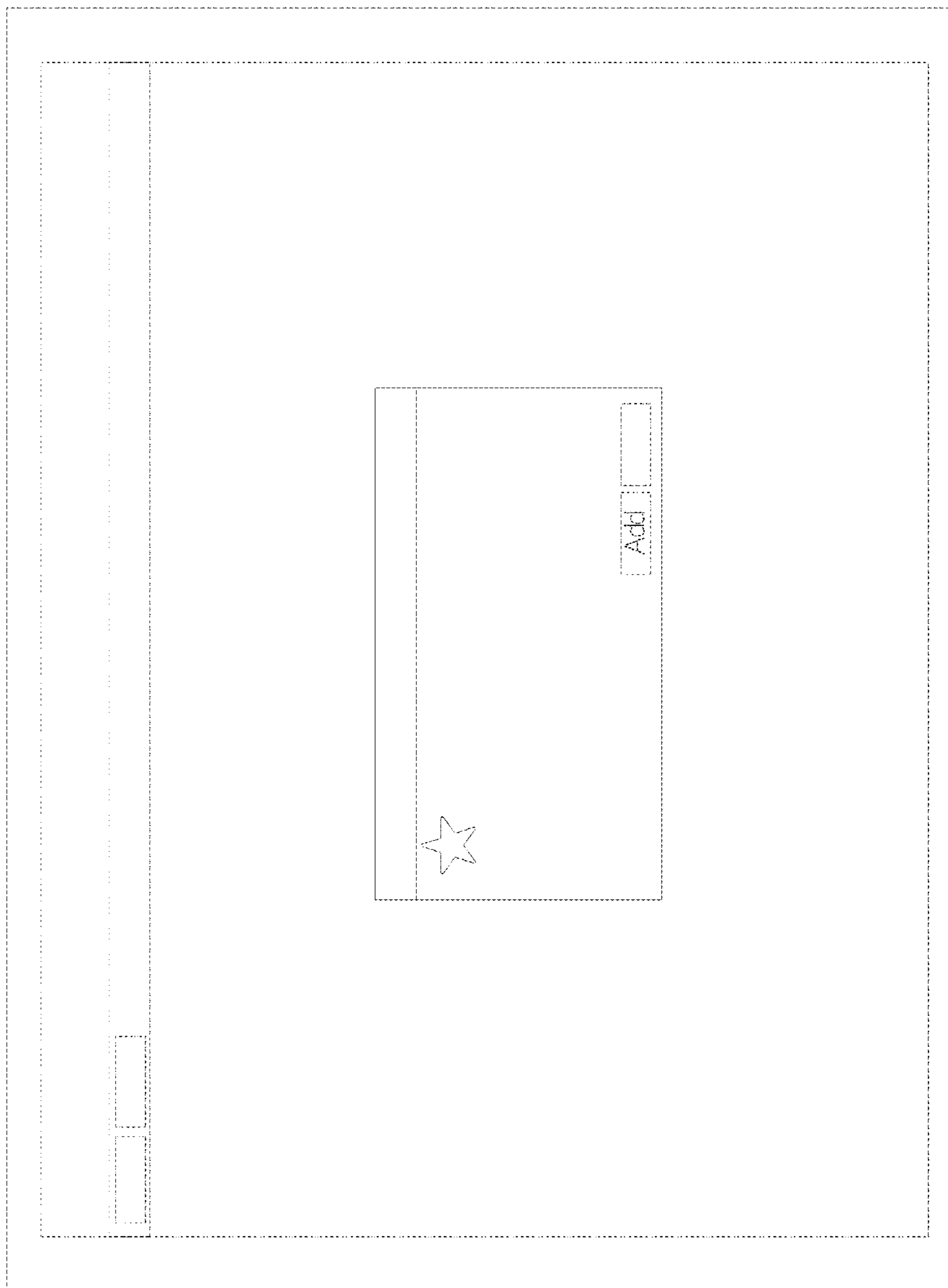


FIG. 1





FIG. 2

FIG. 3






FIG. 4




FIG. 5

FIG. 6






FIG. 7




FIG. 8






FIG. 9

FIG. 10




FIG. 11





FIG. 12






FIG. 13




FIG. 14



FIG. 15




FIG. 16





FIG. 17






FIG. 18



FIG. 19




FIG. 20



FIG. 21

FIG. 22






FIG. 23




FIG. 24




FIG. 25




FIG. 26




FIG. 27




FIG. 28




FIG. 29




FIG. 30






FIG. 31




FIG. 32

