

US00D751059S

(12) **United States Design Patent**
Cocchia et al.

(10) **Patent No.:** **US D751,059 S**
(45) **Date of Patent:** **** Mar. 8, 2016**

- (54) **CELLULAR TELEPHONE CASE**
- (71) Applicant: **Vysk Communications, Inc.**, San Antonio, TX (US)
- (72) Inventors: **Victor E. Cocchia**, San Antonio, TX (US); **Mark Tappanier**, San Antonio, TX (US)
- (73) Assignee: **Vysk Communications, Inc.**, San Antonio, TX (US)
- (**) Term: **14 Years**
- (21) Appl. No.: **29/506,089**
- (22) Filed: **Oct. 13, 2014**
- (51) **LOC (10) Cl.** **14-03**
- (52) **U.S. Cl.**
USPC **D14/250**
- (58) **Field of Classification Search**
USPC D14/250, 251, 253, 240, 217, 496, 440, D14/203.3, 203.4, 203.5, 203.8, 341, 318; D3/218, 215, 201, 294, 289, 900; 220/4.02; 248/309.1; 361/679.56; 379/426, 433.11, 455; 455/575.1, 455/575.8; 190/100; 206/305, 320; D13/103
CPC .. H04M 1/185; H04M 1/0252; H04B 1/3888; G06F 1/1601; G06F 1/1626; G06F 1/1633; G06F 1/1675; G06F 1/1679; G02F 1/1306; G02F 1/133; G02F 1/133308; G02F 1/153; G02F 1/1533; G02F 2001/133317
See application file for complete search history.

D704,182 S *	5/2014	Smith	D14/250
D705,209 S *	5/2014	Feller	D14/250
D705,768 S *	5/2014	Melanson	D14/250
D706,253 S *	6/2014	Simmer	D14/250
D709,059 S *	7/2014	Kim	D14/250
D709,060 S *	7/2014	Melanson	D14/250
D710,345 S *	8/2014	Chang	D14/250
D711,863 S *	8/2014	Wen	D14/250
D712,385 S *	9/2014	Hu	D14/250
D714,769 S *	10/2014	Rayner	D14/250
D714,771 S *	10/2014	Rayner	D14/250
D716,781 S *	11/2014	Andre	D14/250
D721,356 S *	1/2015	Hasbrook	D14/250
D721,685 S *	1/2015	Hasbrook	D14/250
D738,365 S *	9/2015	Melanson	D14/250

* cited by examiner

Primary Examiner — Cynthia M Chin

(74) *Attorney, Agent, or Firm* — Hollingsworth Davis, LLC

(57) **CLAIM**

We claim the ornamental design for a cellular telephone case, as shown and described.

DESCRIPTION

FIG. 1 is a front perspective view of a cellular telephone case according to the invention.

FIG. 2 is a front elevation view of a cellular telephone case according to the invention.

FIG. 3 is a rear elevation view of a cellular telephone case according to the invention.

FIG. 4 is a first side elevation view of a cellular telephone case according to the invention.

FIG. 5 is a second side elevation view of a cellular telephone case according to the invention.

FIG. 6 is a top elevation view of a cellular telephone case according to the invention; and,

FIG. 7 is a bottom elevation view of a cellular telephone case according to the invention.

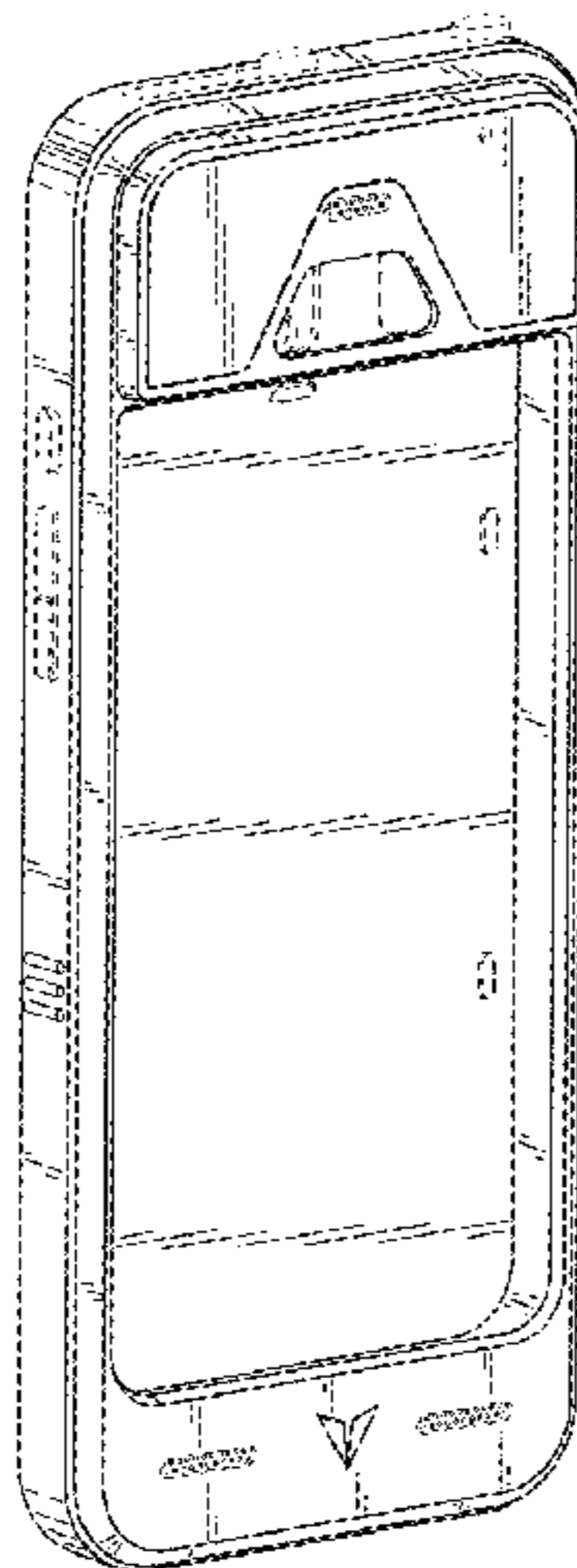
The broken lines shown are included for the purpose of illustrating the unclaimed portions of the article and form no part of the claimed design.

1 Claim, 2 Drawing Sheets

(56) **References Cited**

U.S. PATENT DOCUMENTS

D683,338 S *	5/2013	Wilson	D14/250
D696,234 S *	12/2013	Wright	D14/250
D702,221 S *	4/2014	Vandiver	D14/250
D703,199 S *	4/2014	Smith	D14/250
D703,651 S *	4/2014	Ehrlich	D14/250



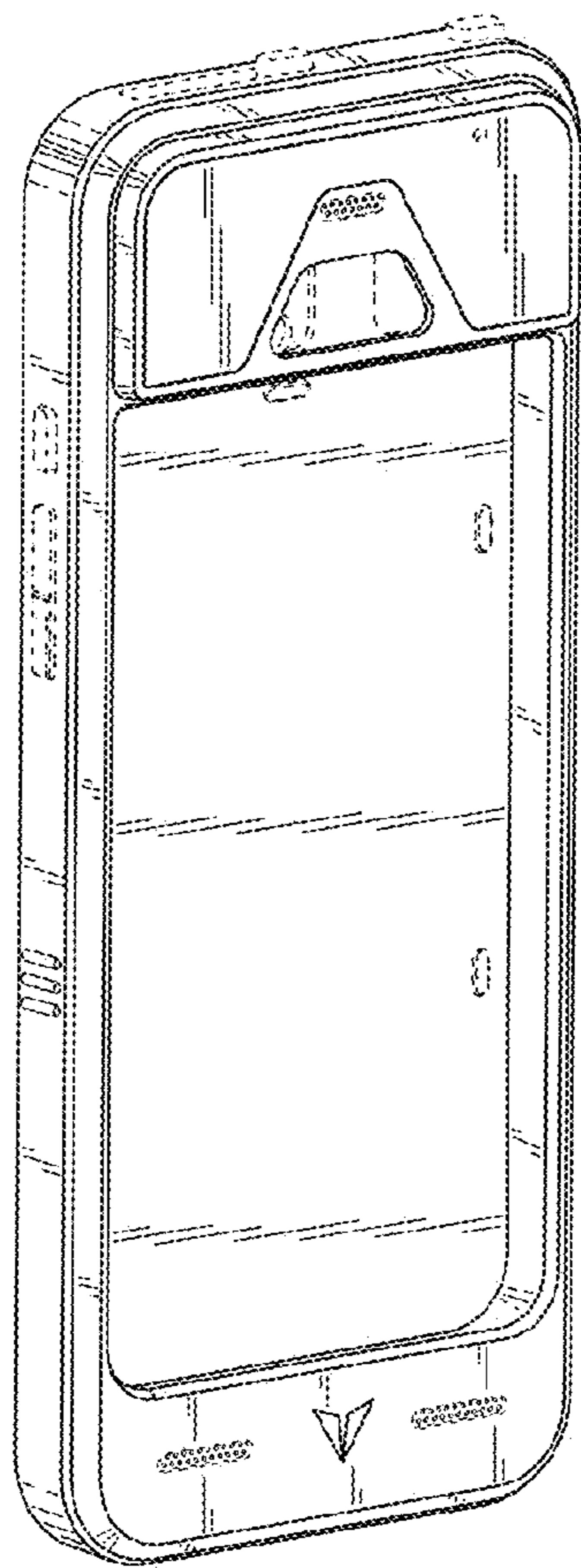


Fig. 1

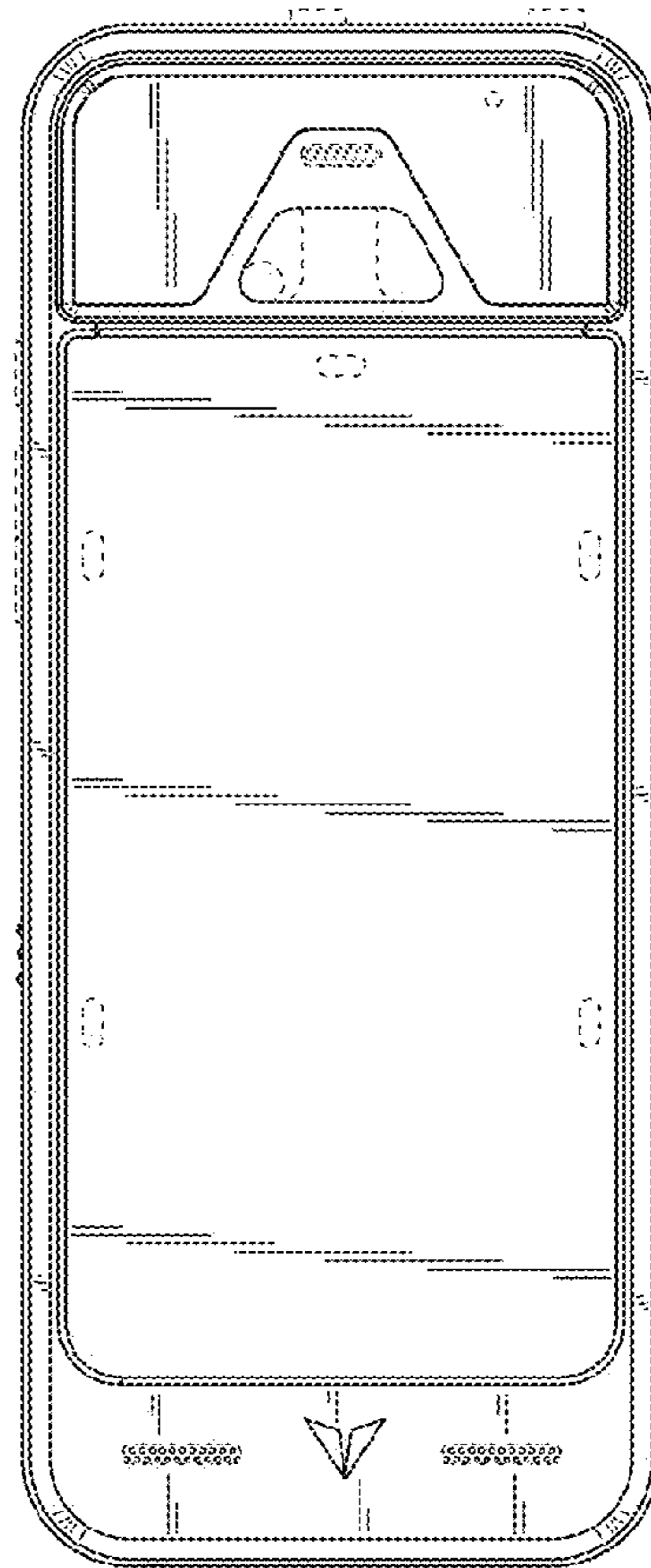


Fig. 2

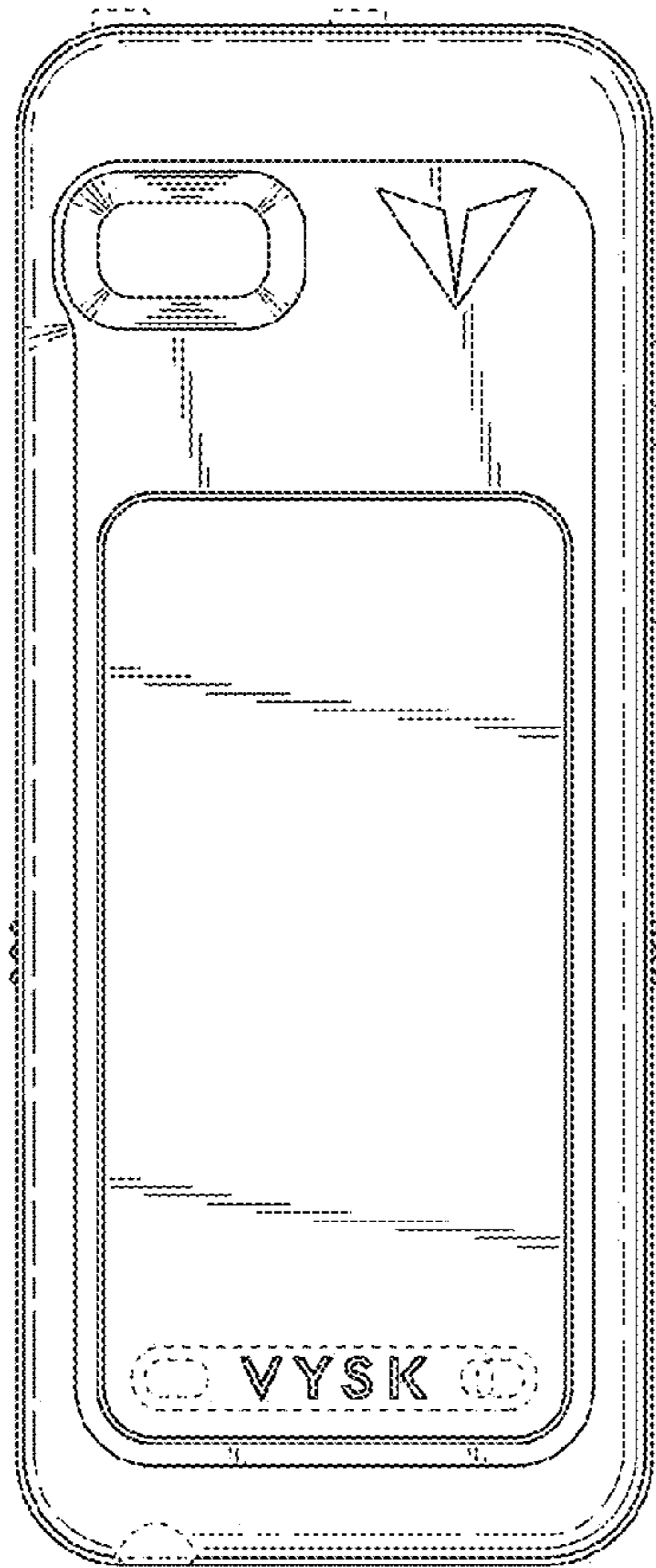


Fig. 3

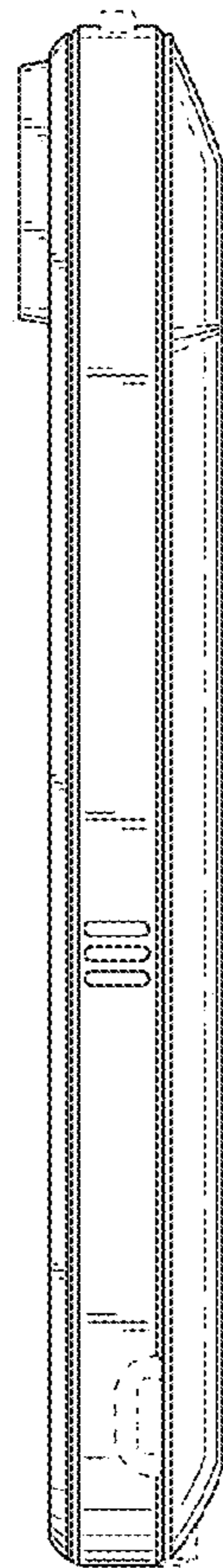


Fig. 4

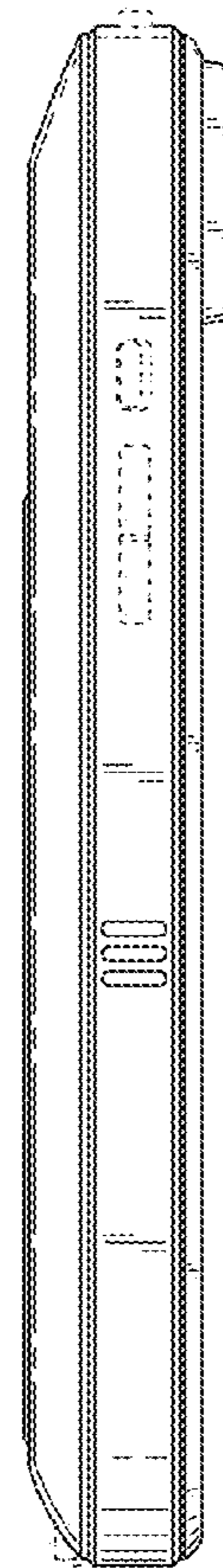


Fig. 5

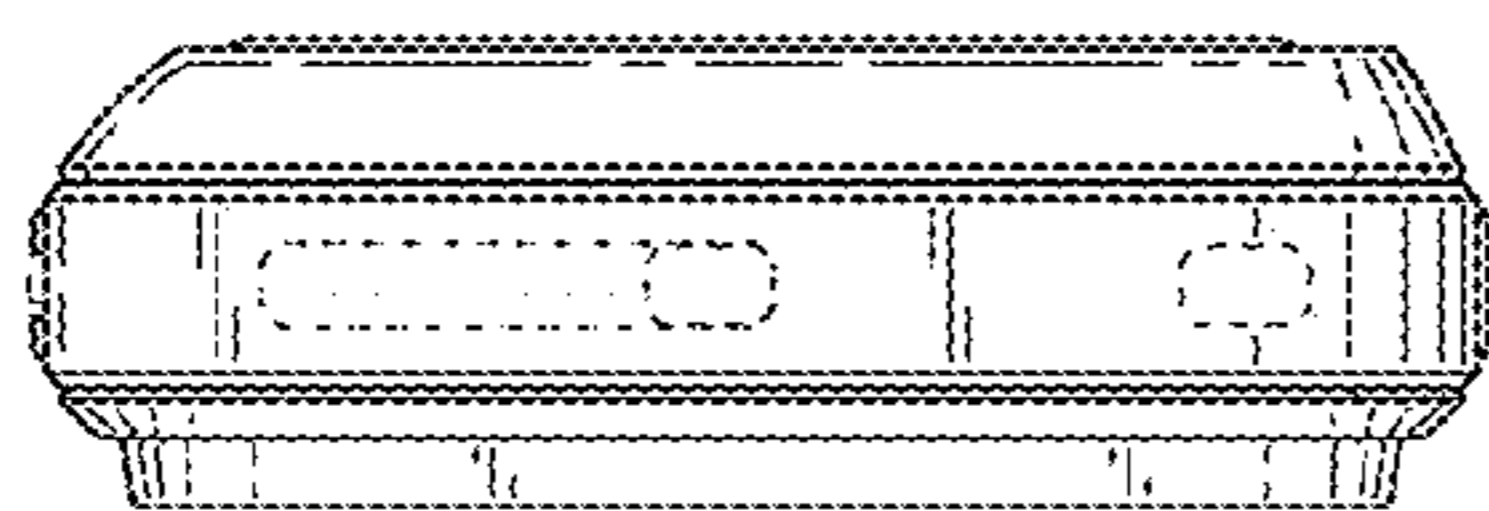


Fig. 6




Fig. 7