



US00D751055S

(12) **United States Design Patent**
Giannaris et al.

(10) **Patent No.:** **US D751,055 S**
(45) **Date of Patent:** **** Mar. 8, 2016**

- (54) **HOUSING FOR AN ELECTRONIC DEVICE**
- (71) Applicant: **VISA INTERNATIONAL SERVICE ASSOCIATION**, San Francisco, CA (US)
- (72) Inventors: **Nick Giannaris**, Foster City, CA (US); **Sander Idelson**, Foster City, CA (US); **Theodore Harris**, Foster City, CA (US)
- (73) Assignee: **VISA INTERNATIONAL SERVICE ASSOCIATION**, San Francisco, CA (US)
- (**) Term: **14 Years**
- (21) Appl. No.: **29/493,268**
- (22) Filed: **Jun. 6, 2014**
- (51) **LOC (10) Cl.** **14-03**
- (52) **U.S. Cl.**
USPC **D14/240**
- (58) **Field of Classification Search**
USPC D14/240, 242, 357, 358, 140-140.9, D14/155, 137, 139, 243, 433
CPC H04L 12/00; H03K 17/00; H04W 88/00; H04W 88/005; H04W 88/02; H04W 88/08; H04W 88/085; H04W 88/10; H04W 88/12; H04W 88/14; H04B 1/38
See application file for complete search history.

- D518,035 S * 3/2006 Storti et al. D14/240
- D589,651 S * 3/2009 Prat-Pfister D28/54
- D596,169 S * 7/2009 Bicket et al. D14/240
- D615,073 S * 5/2010 Maloney et al. D14/240
- D636,383 S * 4/2011 Hao D14/242
- D661,286 S * 6/2012 McManigal et al. D14/240
- D674,785 S * 1/2013 Kyriakides, II D14/240
- D687,010 S * 7/2013 McManigal et al. D14/188

* cited by examiner

Primary Examiner — Bridget L Eland

(74) *Attorney, Agent, or Firm* — Leob & Leob LLP

(57) **CLAIM**

The ornamental design for a housing for an electronic device, as shown and described.

DESCRIPTION

FIG. 1 is a perspective view of a housing for an electronic device showing our new design;
 FIG. 2 is a front elevation view of the housing for an electronic device of FIG. 1;
 FIG. 3 is a rear elevation view of the housing for an electronic device of FIG. 1;
 FIG. 4 is a top plan view of the housing for an electronic device of FIG. 1; and,
 FIG. 5 is a left side elevation view of the housing for an electronic device of FIG. 1, the right side elevation view of the housing for an electronic device being a mirror image of the left side elevation view.

A view of the bottom has been omitted since the bottom is devoid of surface ornamentation and forms no part of the claimed design.

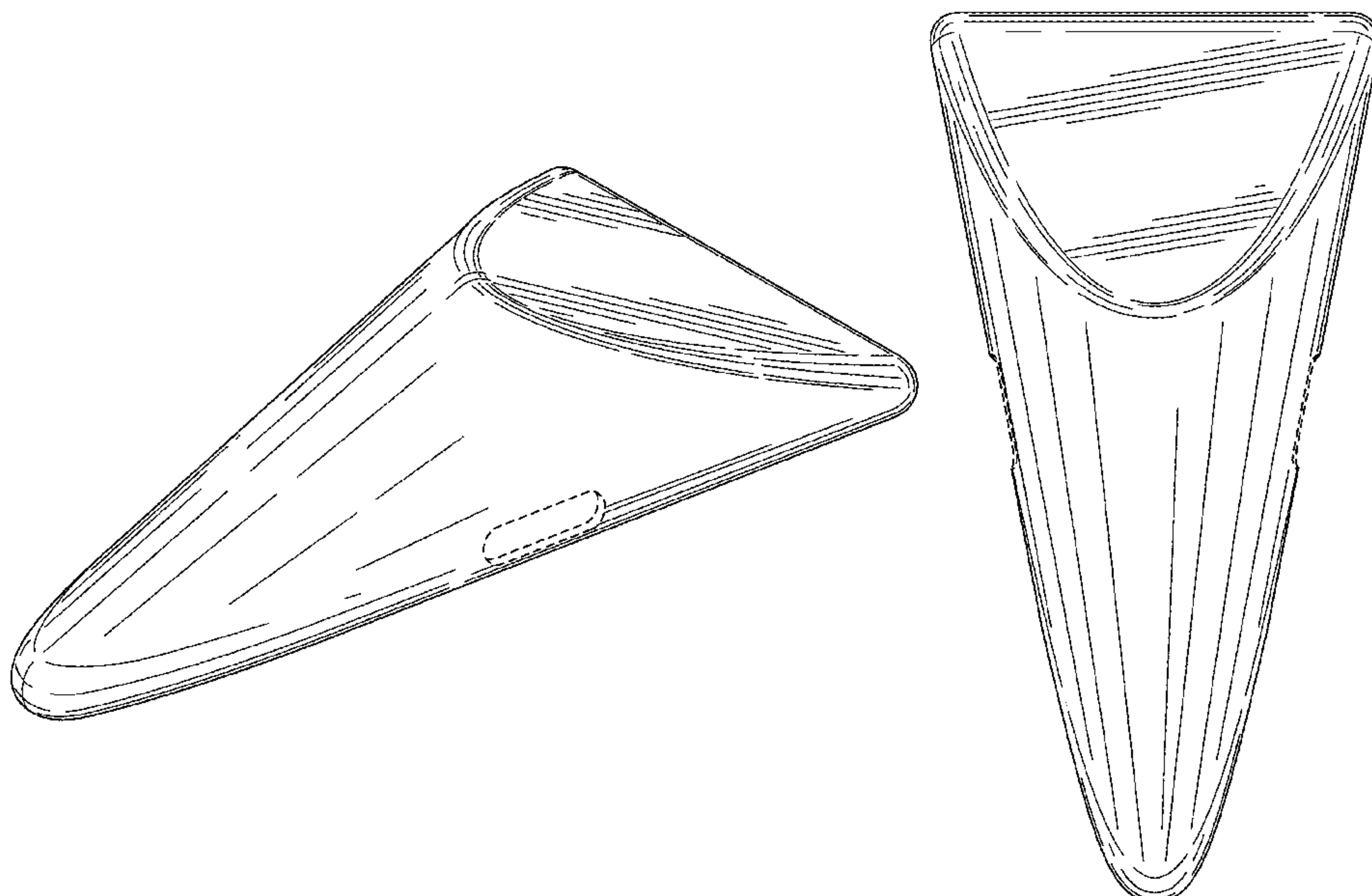
The broken lines shown in the views are included for the purpose of illustrating portions of the housing for an electronic device that form no part of the claimed design.

1 Claim, 2 Drawing Sheets

(56) **References Cited**

U.S. PATENT DOCUMENTS

- D383,131 S * 9/1997 Biasotti et al. D14/149
- D395,434 S * 6/1998 Fincher, Jr. D14/242
- D449,301 S * 10/2001 Stephens et al. D14/358
- D455,418 S * 4/2002 Schmidt et al. D14/224
- D470,131 S * 2/2003 Noro et al. D14/230



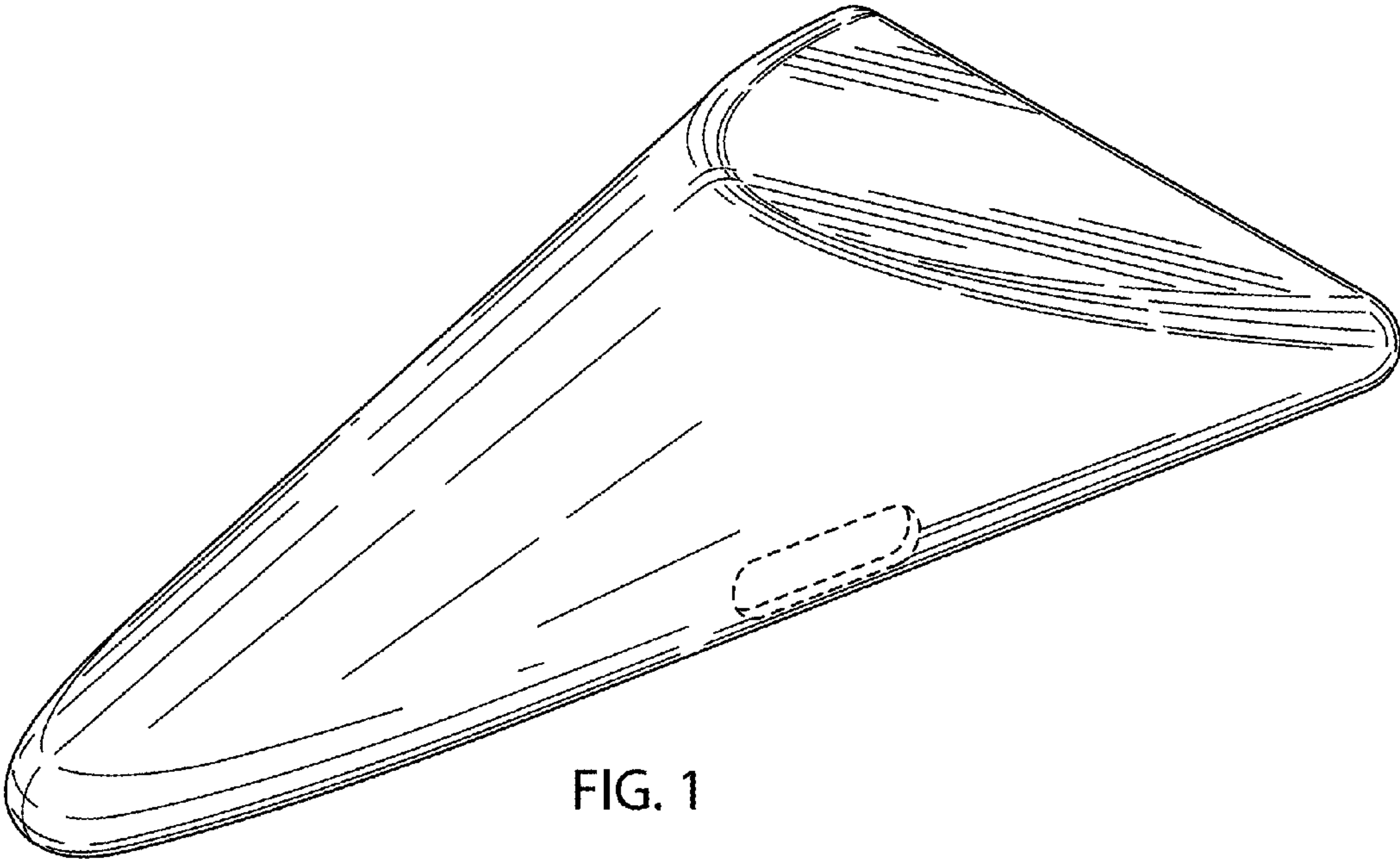


FIG. 1




FIG. 2




FIG. 3

