



US00D751052S

(12) **United States Design Patent**
Jones

(10) **Patent No.:** **US D751,052 S**
(45) **Date of Patent:** **** Mar. 8, 2016**

(54) **MEDIA PLAYER FOR A DISPLAY DEVICE**
(71) Applicant: **Google Inc.**, Mountain View, CA (US)
(72) Inventor: **Christopher Jones**, San Francisco, CA (US)
(73) Assignee: **GOOGLE INC.**, Mountain View, CA (US)
(**) Term: **14 Years**
(21) Appl. No.: **29/516,254**

D516,082 S * 2/2006 Lewis D14/203.6
7,018,294 B2 * 3/2006 Silverbrook A63F 13/00
463/30
7,104,884 B2 * 9/2006 Yokoi A63F 13/005
463/7
D532,403 S * 11/2006 Lee D14/496
7,332,890 B2 * 2/2008 Cohen A47L 9/2857
320/109
7,398,535 B2 * 7/2008 Zhang G11B 17/054
720/600
D582,394 S * 12/2008 Hong D14/216
D612,361 S * 3/2010 Wright D14/203.1
D645,473 S * 9/2011 Dangerfield D14/203.3
D688,647 S * 8/2013 Dangerfield D14/203.6

* cited by examiner

(22) Filed: **Jan. 30, 2015**
(51) **LOC (10) Cl.** **14-03**
(52) **U.S. Cl.**
USPC **D14/203.6; D14/496**
(58) **Field of Classification Search**
USPC D14/496, 401, 435, 474, 483, 217, 137,
D14/138, 160, 168, 356, 203.1–203.8, 507;
345/156, 169, 173–179, 905;
715/727–729, 864; 710/1, 5, 8; 713/1,
713/600; 455/1.1, 1.7, 73, 344–347, 93, 95,
455/3.01–3.06, 550.1, 573.1; 370/342–344;
369/1, 2, 6–12; 463/43–47; 273/148 B
CPC A63F 9/00; A63F 9/24; A63F 13/00;
G06F 17/00; G06F 19/00; G07F 17/32;
H04M 1/00
See application file for complete search history.

Primary Examiner — Prabhakar Deshmukh
(74) *Attorney, Agent, or Firm* — Morris & Kamlay LLP

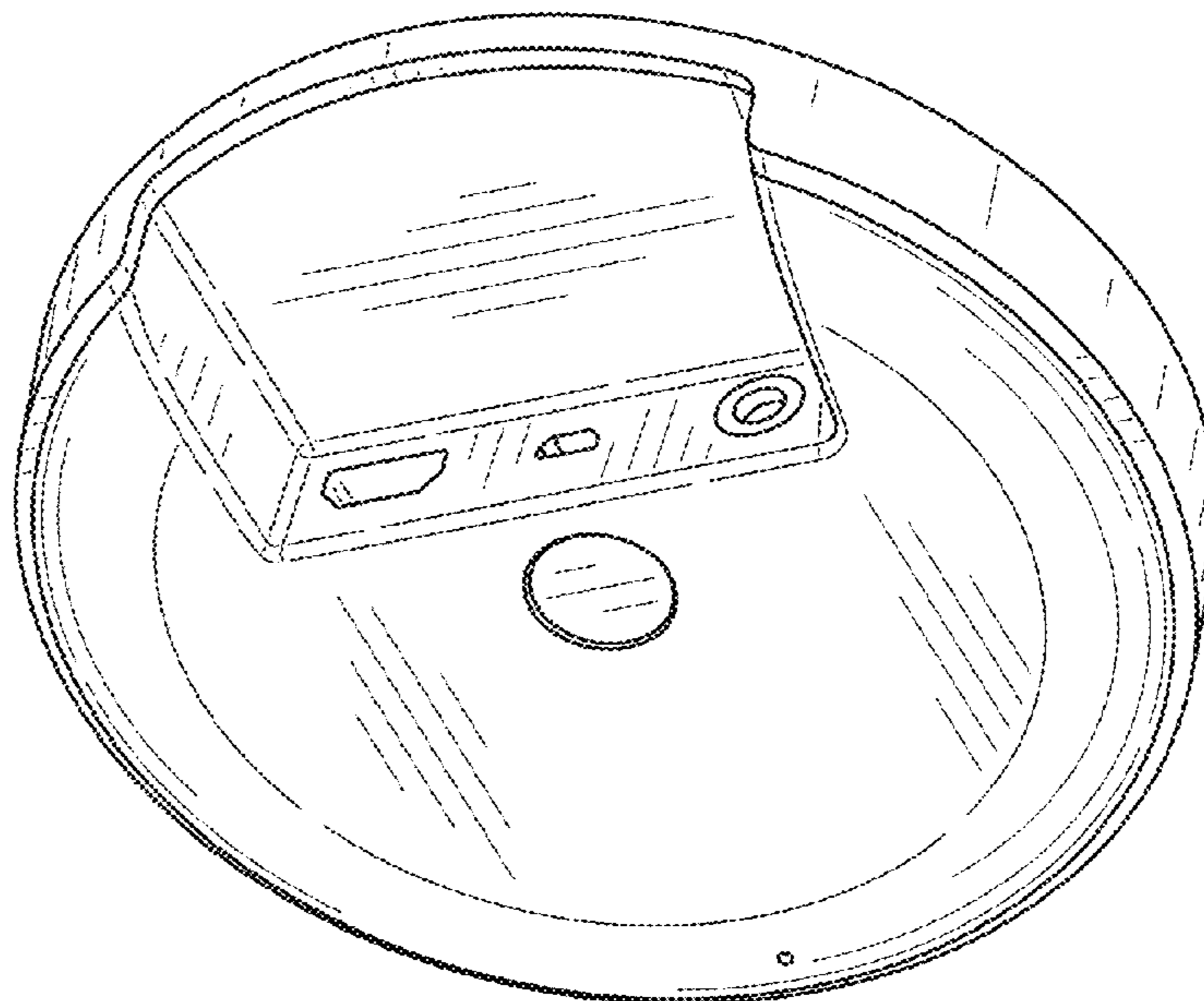
(56) **References Cited**
U.S. PATENT DOCUMENTS
D467,892 S * 12/2002 Lewis D14/203.6
6,522,613 B1 * 2/2003 Frankeny A45F 5/00
206/701
D514,122 S * 1/2006 Rodarte D14/203.6

(57) **CLAIM**
The ornamental design for a media player for a display device, as shown and described.

DESCRIPTION

FIG. 1 is a top perspective view of a media player for a display device showing my new design;
FIG. 2 is a bottom perspective view thereof;
FIG. 3 is a front elevational view thereof;
FIG. 4 is a rear elevational view thereof;
FIG. 5 is a left side elevational view thereof;
FIG. 6 is a right side elevational view thereof;
FIG. 7 is a top plan view thereof; and,
FIG. 8 is bottom plan view thereof.

1 Claim, 3 Drawing Sheets



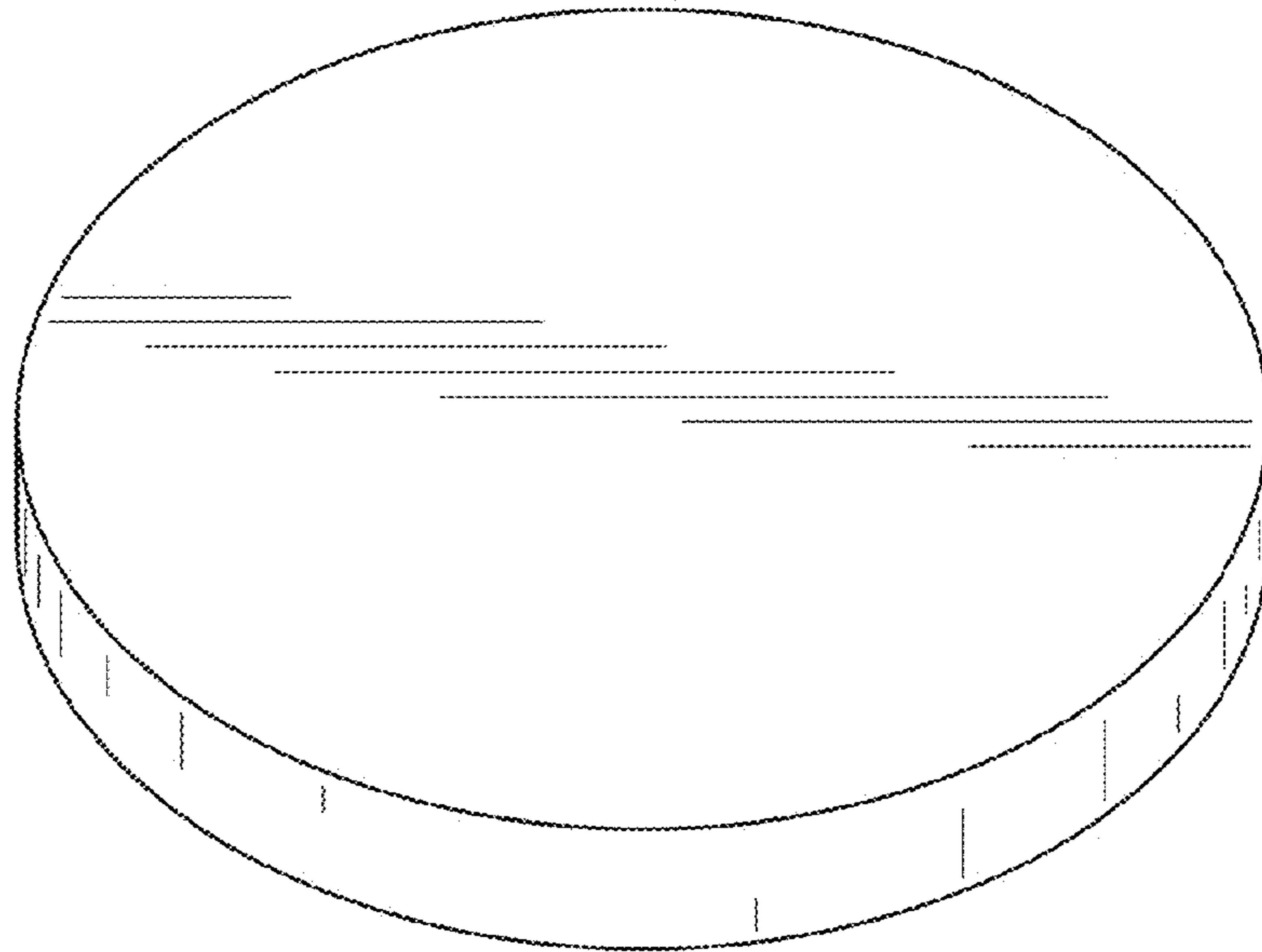


FIG. 1

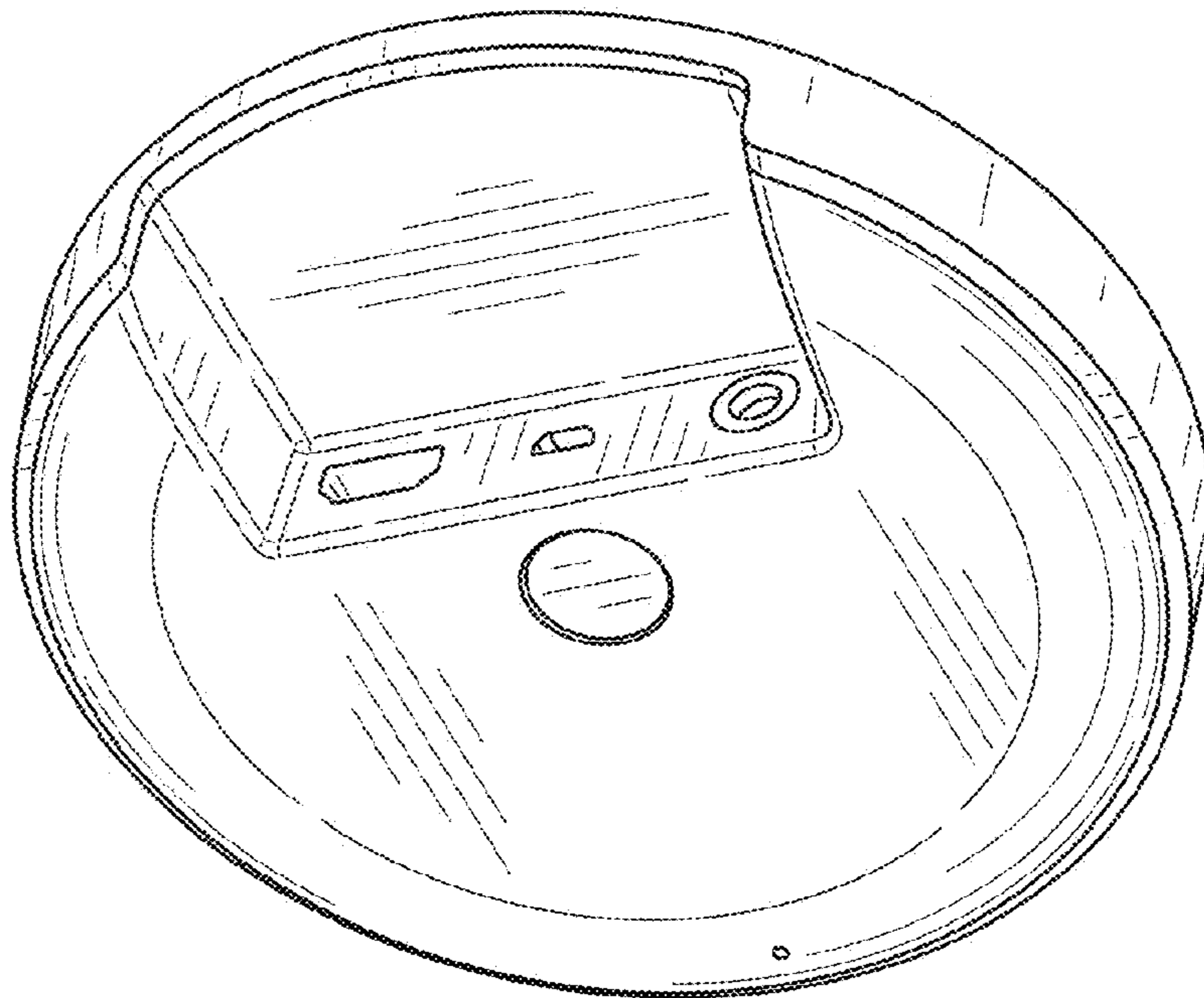


FIG. 2

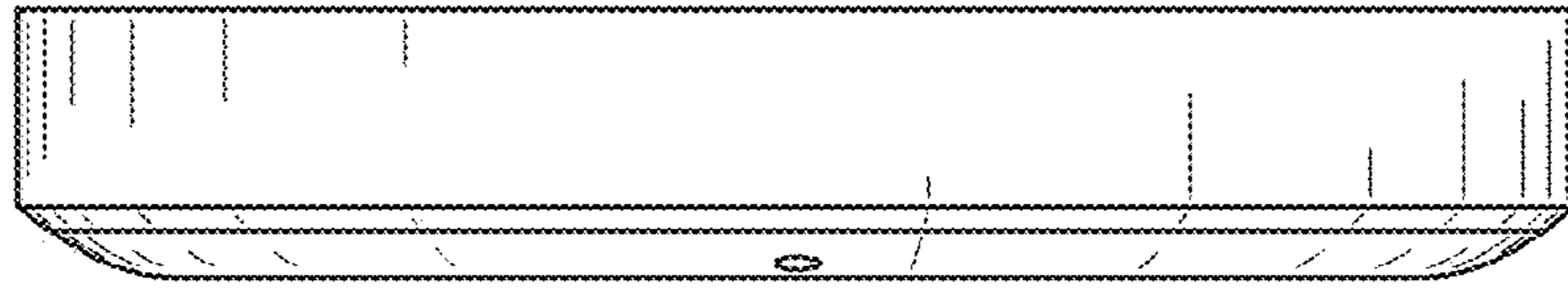


FIG. 3

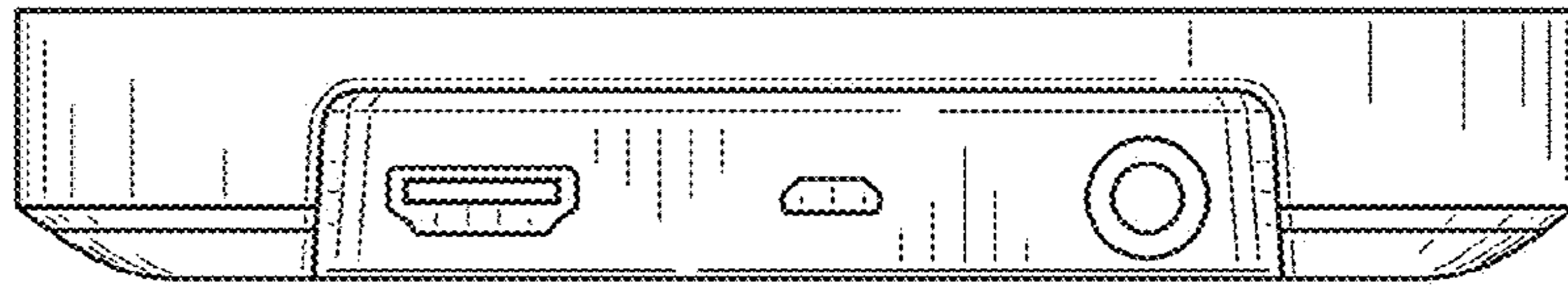


FIG. 4




FIG. 5




FIG. 6




FIG. 7

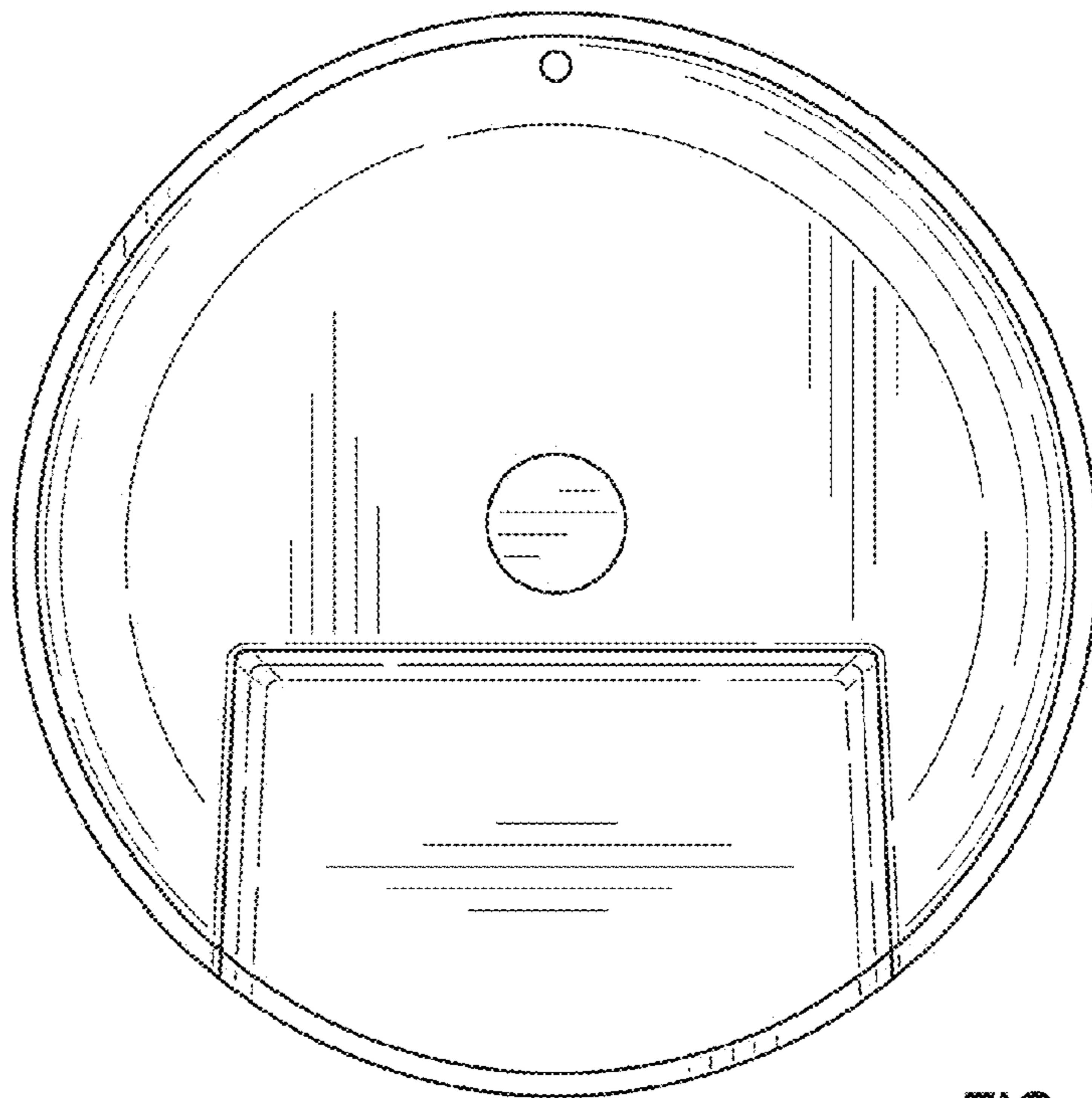


FIG. 8