



US00D750990S

(12) **United States Design Patent**  
**Ettlin**

(10) **Patent No.:** **US D750,990 S**  
(45) **Date of Patent:** **\*\* Mar. 8, 2016**

(54) **ANALYTICAL APPARATUS FOR DRUG TESTING**

(71) Applicant: **Sulzer Mixpac AG**, Haag (CH)

(72) Inventor: **Josef Ettlin**, Eichberg (CH)

(73) Assignee: **SULZER MIXPAC AG**, Haag (CH)

(\*\*) Term: **14 Years**

(21) Appl. No.: **29/514,501**

(22) Filed: **Jan. 13, 2015**

**Related U.S. Application Data**

(62) Division of application No. 29/462,691, filed on Aug. 7, 2013, now Pat. No. Des. 729,401.

**Foreign Application Priority Data**

Feb. 12, 2013 (CH) ..... 139 636

(51) **LOC (10) Cl.** ..... **10-04**

(52) **U.S. Cl.**  
USPC ..... **D10/81; D24/223**

(58) **Field of Classification Search**  
USPC ..... D10/81, 103; D24/216, 223, 224, 227  
CPC ..... B65D 81/3211; B65D 81/3255; B05C 17/00503; B05C 17/01  
See application file for complete search history.

(56) **References Cited**

**U.S. PATENT DOCUMENTS**

4,953,975 A \* 9/1990 Levine et al. .... 356/246  
5,084,245 A \* 1/1992 Berke ..... B01L 3/502  
422/411

5,531,966 A \* 7/1996 Brouwer ..... 422/549  
D418,073 S \* 12/1999 Kreutzer ..... D10/81  
6,214,291 B1 \* 4/2001 Kerman ..... 422/411  
D540,380 S \* 4/2007 Hoshiya et al. .... D24/216  
7,431,882 B2 \* 10/2008 Parker ..... A61B 10/007  
422/412  
7,455,813 B2 \* 11/2008 Anderson ..... G01N 33/94  
422/411  
7,544,324 B2 \* 6/2009 Tung ..... A61B 10/0045  
422/504  
D616,314 S \* 5/2010 Akomolede ..... D10/56  
7,927,562 B2 \* 4/2011 Wan et al. .... 422/406  
D678,291 S \* 3/2013 Phillips et al. .... D14/440  
8,470,268 B2 \* 6/2013 Wong ..... A61B 10/0051  
206/569  
8,797,180 B2 \* 8/2014 Weintraub ..... G01N 33/493  
340/573.1  
2015/0064687 A1 \* 3/2015 Nemirovsky ..... 435/2

\* cited by examiner

*Primary Examiner* — Antoine D Davis

(74) *Attorney, Agent, or Firm* — Global IP Counselors, LLC

(57) **CLAIM**

The ornamental design for an analytical apparatus for drug testing, as shown and described.

**DESCRIPTION**

FIG. 1 illustrates a side view of an analytical apparatus for drug testing showing an embodiment of my new design; FIG. 2 illustrates a side view thereof; FIG. 3 illustrates a side view thereof; FIG. 4 illustrates a side view thereof; FIG. 5 illustrates a bottom view thereof; FIG. 6 illustrates a top view thereof; and, FIG. 7 illustrates a perspective view thereof.

**1 Claim, 7 Drawing Sheets**

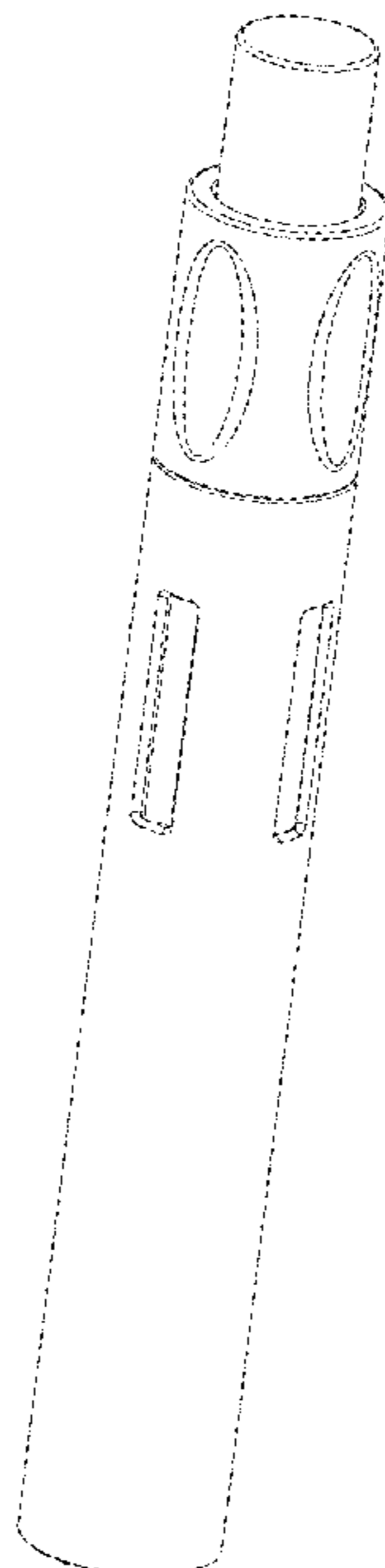


Figure 1

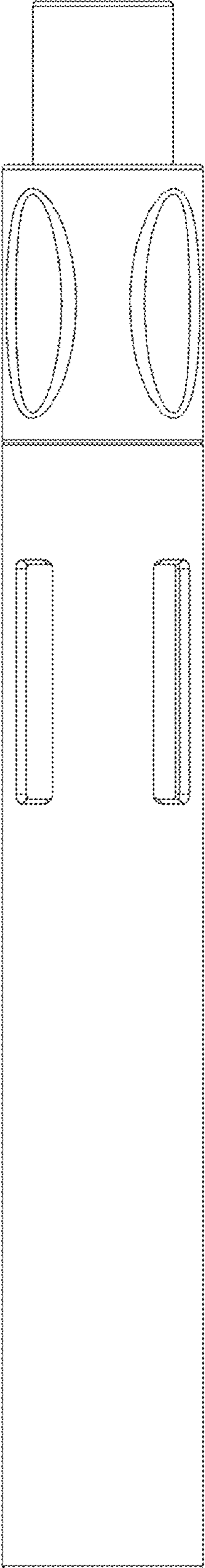


Figure 2

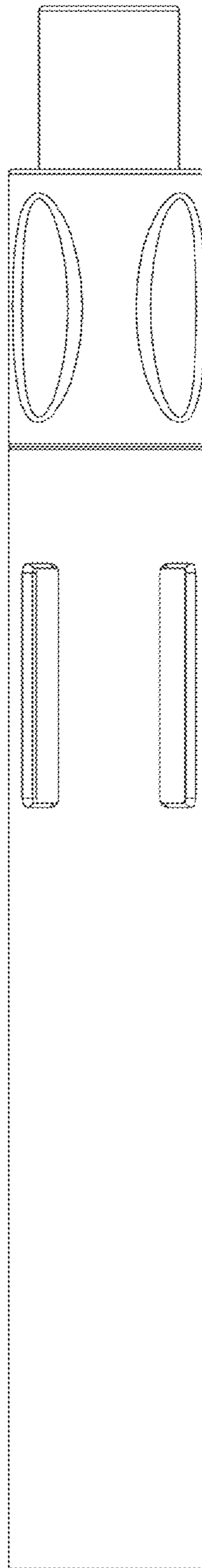


Figure 3

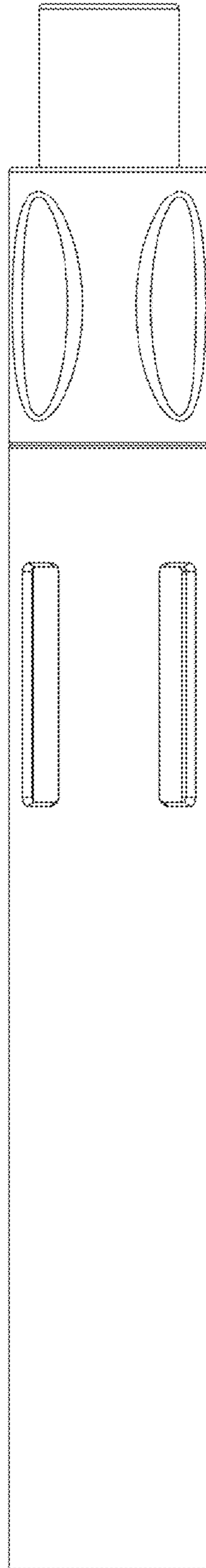


Figure 4

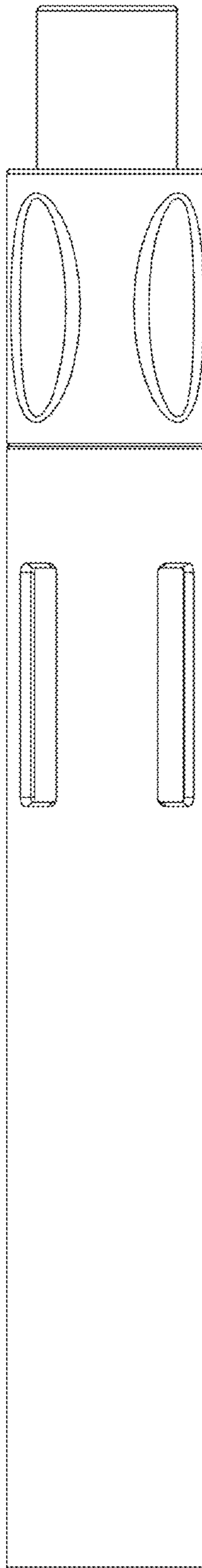


Figure 5

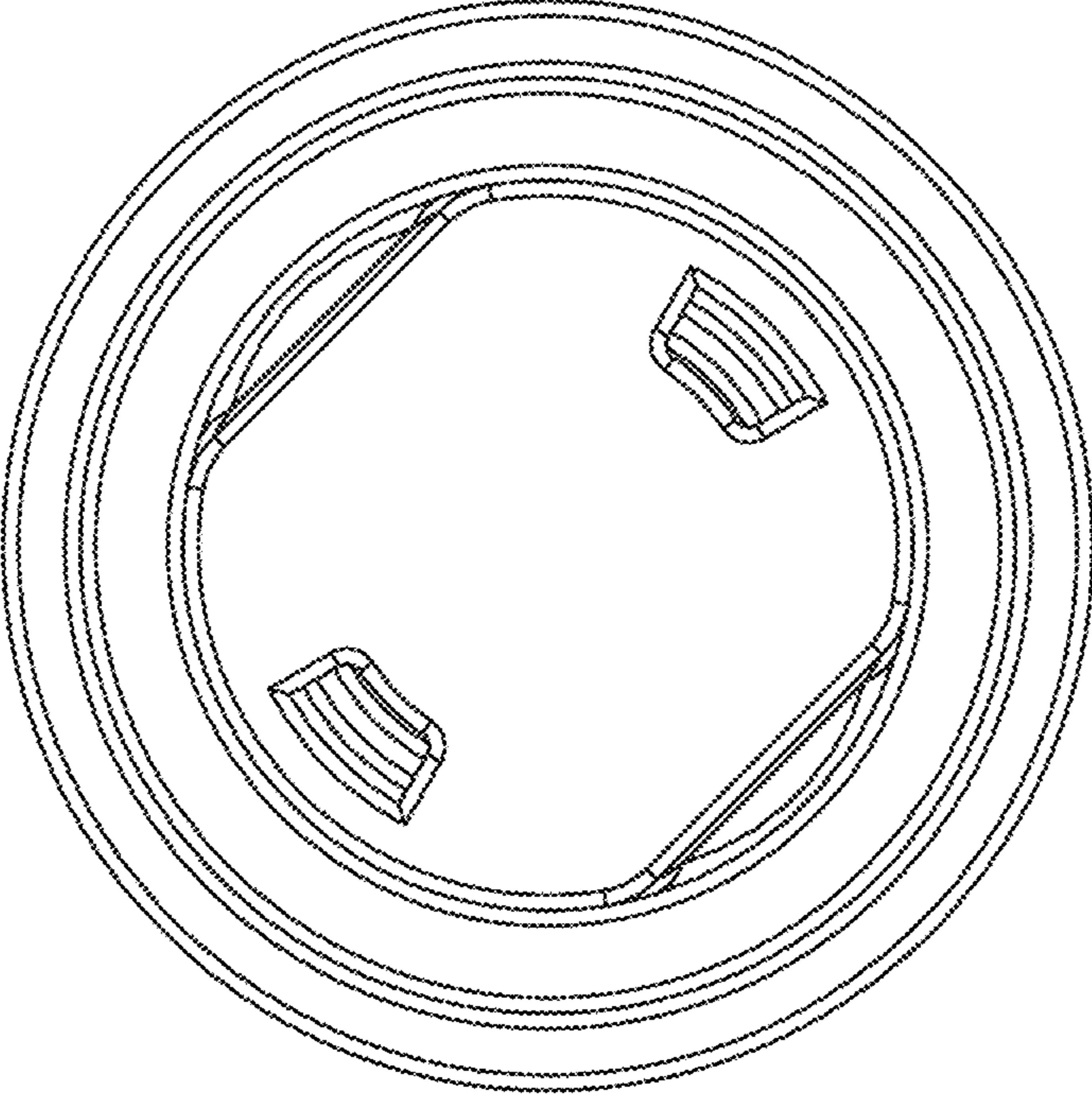


Figure 6

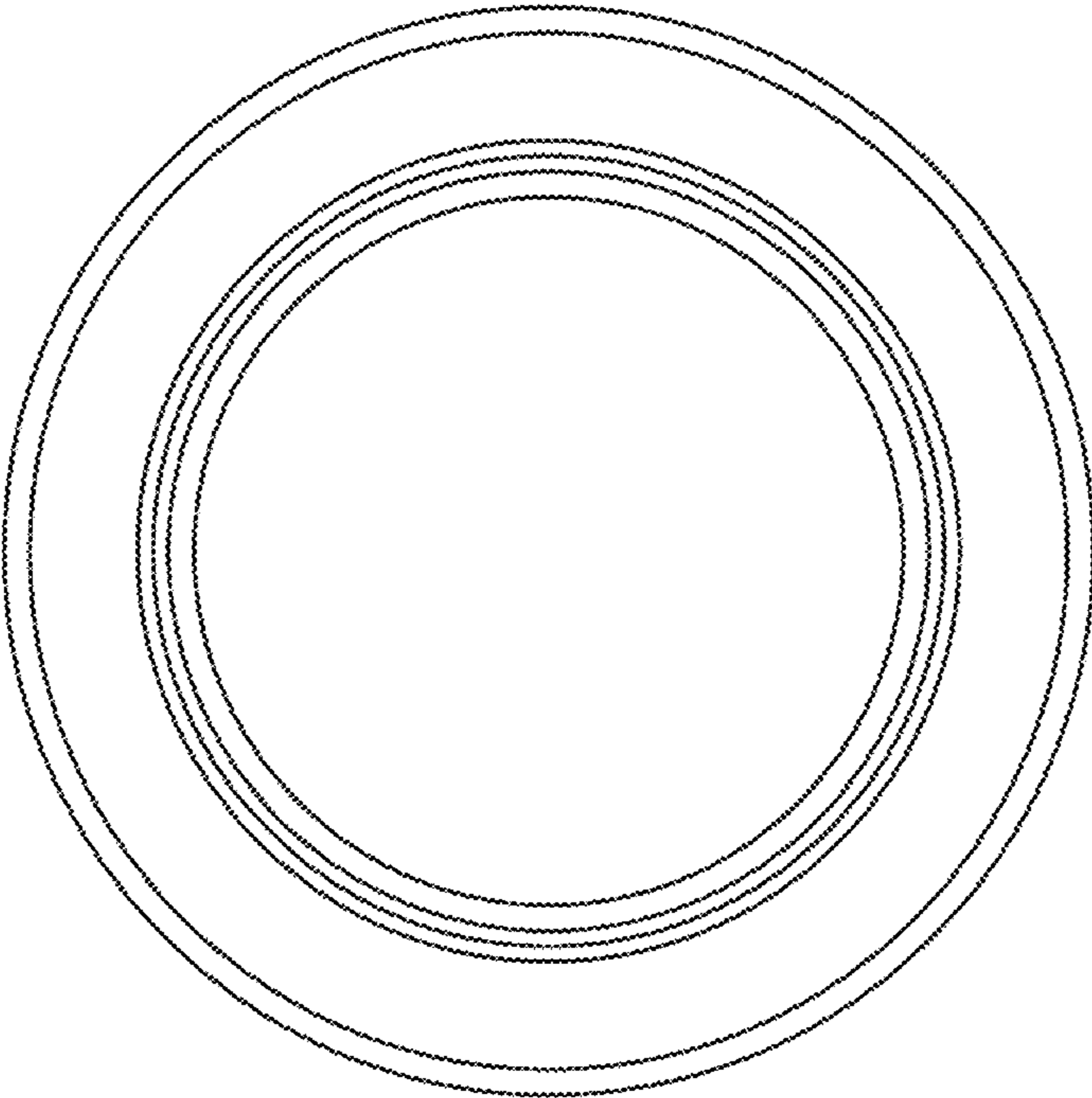


Figure 7

