



US00D750989S

(12) **United States Design Patent**  
**Shimizu**

(10) **Patent No.:** **US D750,989 S**  
(45) **Date of Patent:** **\*\* Mar. 8, 2016**

(54) **CHROMATOGRAPHY APPARATUS**

(56) **References Cited**

(71) Applicant: **SHIMADZU CORPORATION**, Kyoto (JP)

U.S. PATENT DOCUMENTS

(72) Inventor: **Kosuke Shimizu**, Kyoto (JP)

D340,198	S	*	10/1993	Nakamoto et al.	.....	D10/81
D364,576	S	*	11/1995	Glaser	.....	D10/81
D422,925	S	*	4/2000	Glaser et al.	.....	D10/81
D599,235	S	*	9/2009	Oberg	.....	D10/81
D599,236	S	*	9/2009	Oberg	.....	D10/81
8,821,718	B2	*	9/2014	Blomberg et al.	.....	210/85
8,900,454	B2	*	12/2014	Cirou et al.	.....	210/232
2015/0122988	A1	*	5/2015	Michienzi et al.	.....	250/282

(73) Assignee: **SHIMADZU CORPORATION**, Kyoto (JP)

(\*\*) Term: **14 Years**

\* cited by examiner

(21) Appl. No.: **29/499,903**

*Primary Examiner* — Antoine D Davis

(22) Filed: **Aug. 20, 2014**

(74) *Attorney, Agent, or Firm* — Jianq Chyun IP Office

(30) **Foreign Application Priority Data**

(57) **CLAIM**

Jul. 1, 2014 (JP) ..... 2014-014440

The ornamental design for a chromatography apparatus, as shown and described.

(51) **LOC (10) Cl.** ..... **10-04**

**DESCRIPTION**

(52) **U.S. Cl.**

USPC ..... **D10/81**; D24/234

FIG. 1 is a perspective view of a chromatography apparatus showing my new design;

(58) **Field of Classification Search**

USPC ..... D10/81; D24/185, 186, 216, 232–234

CPC ..... B01D 15/424; B01D 15/22; B01D 15/08;

B01D 15/165; B01D 15/168; B01D 15/1878;

B01D 15/1892; B01D 15/265; B01D 15/30;

B01D 15/305; B01D 15/32; B01D 15/34;

B01D 15/345; B01D 15/3804; B01D 15/3809;

B01D 15/3828

FIG. 2 is a front view thereof;

FIG. 3 is a rear view thereof;

FIG. 4 is a left side view thereof;


FIG. 5 is a right side view thereof;

FIG. 6 is a top view thereof; and,

FIG. 7 is a bottom view thereof.

See application file for complete search history.

**1 Claim, 7 Drawing Sheets**






FIG. 1

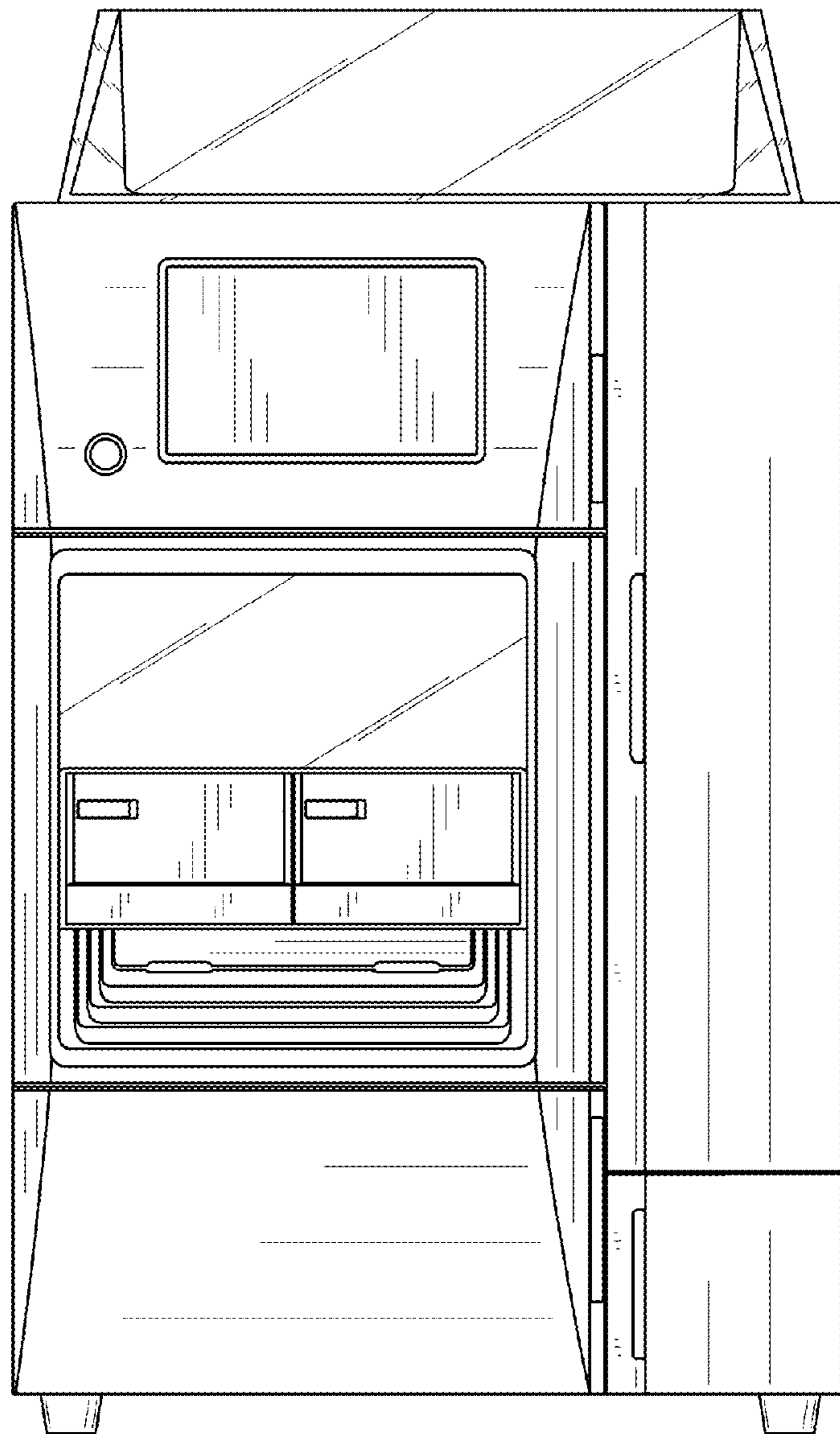


FIG. 2




FIG. 3




FIG. 4



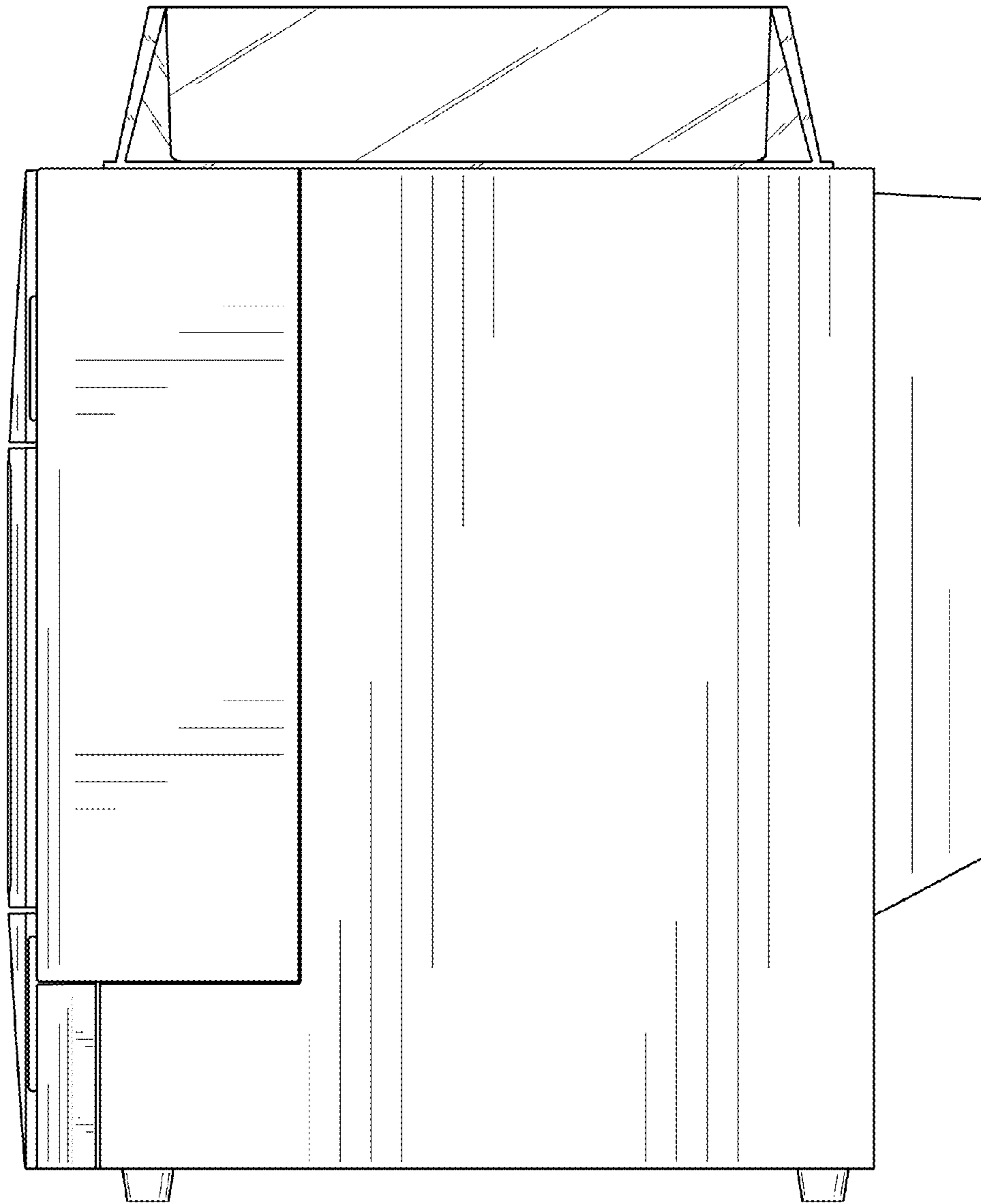


FIG. 5




FIG. 6




FIG. 7