



US00D750959S

(12) **United States Design Patent**  
**Nordenskjöld et al.**

(10) **Patent No.:** **US D750,959 S**  
(45) **Date of Patent:** **\*\* Mar. 8, 2016**

(54) **PACKAGE**

(71) Applicant: **TETRA LAVAL HOLDINGS & FINANCE S.A.**, Pully (CH)

(72) Inventors: **Carl Nordenskjöld**, Malmö (SE);  
**Therese Eklund**, Lund (SE)

(73) Assignee: **TETRA LAVAL HOLDINGS & FINANCE S.A.**, Pully (CH)

(\*\*) Term: **14 Years**

(21) Appl. No.: **29/467,248**

(22) Filed: **Sep. 17, 2013**

(30) **Foreign Application Priority Data**

Mar. 18, 2013 (EM) ..... 001364525-0002

(51) **LOC (10) Cl.** ..... **09-01**

(52) **U.S. Cl.**  
USPC ..... **D9/432; D9/431; D9/560; D9/574**

(58) **Field of Classification Search**  
USPC ..... D7/612; D9/414, 418, 420-423, 431,  
D9/432, 434, 529, 560, 572, 574;  
D24/121, 197, 224; 215/209, 230, 252;  
220/23.83, 23.84, 278, 666; 222/560;  
206/278, 297, 299, 457, 710, 810, 822;  
229/87.08, 100, 101, 101.2, 101.3,  
229/106, 108, 108.1, 116.1, 116.3, 116.5,  
229/121, 122, 193, 195, 197, 201, 213, 221,  
229/222, 227, 922, 939, 942

CPC ..... A61J 1/03; A61J 1/05; B65D 1/02;  
B65D 1/0223; B65D 1/08; B65D 1/10;  
A47G 19/22; A47G 19/2205; A47G 19/2266

See application file for complete search history.

(56) **References Cited**

U.S. PATENT DOCUMENTS

|                   |         |                         |           |
|-------------------|---------|-------------------------|-----------|
| D87,135 S *       | 6/1932  | Shoenfeld .....         | D9/522    |
| 2,980,304 A *     | 4/1961  | Sisco .....             | 222/566   |
| D201,214 S *      | 5/1965  | St. Claire .....        | D9/523    |
| 3,354,924 A *     | 11/1967 | Birrell et al. ....     | 220/666   |
| D282,910 S *      | 3/1986  | Biesecker .....         | D9/560    |
| D309,100 S *      | 7/1990  | Beaver .....            | D9/523    |
| D320,345 S *      | 10/1991 | Hamly et al. ....       | D9/523    |
| D325,521 S *      | 4/1992  | Fischer et al. ....     | D9/523    |
| D331,516 S *      | 12/1992 | Waring .....            | D6/545    |
| 5,248,054 A *     | 9/1993  | Berggren et al. ....    | 220/278   |
| D353,464 S *      | 12/1994 | Ushikubo .....          | D24/224   |
| D363,649 S *      | 10/1995 | Robbins, III .....      | D7/612    |
| D383,981 S *      | 9/1997  | Macauley et al. ....    | D9/520    |
| D437,218 S *      | 2/2001  | Ljunstrom et al. ....   | D9/417    |
| D480,966 S *      | 10/2003 | Iwano .....             | D9/432    |
| D548,090 S *      | 8/2007  | Waldner .....           | D9/516    |
| D665,255 S *      | 8/2012  | Leenen .....            | D9/431    |
| D722,869 S *      | 2/2015  | Himmelsbach et al. .... | D9/432    |
| 2013/0180983 A1 * | 7/2013  | Krstic .....            | 220/23.83 |

\* cited by examiner

*Primary Examiner* — Sheryl Lane

*Assistant Examiner* — Catherine Posthauer

(74) *Attorney, Agent, or Firm* — Buchanan Ingersoll & Rooney PC

(57) **CLAIM**

The ornamental design for a package, as shown and described.

**DESCRIPTION**

FIG. 1 is a front perspective view of a package showing our new design.

FIG. 2 is a front elevational view thereof.

FIG. 3 is a rear elevational view thereof.

FIG. 4 is a left side elevational view thereof.


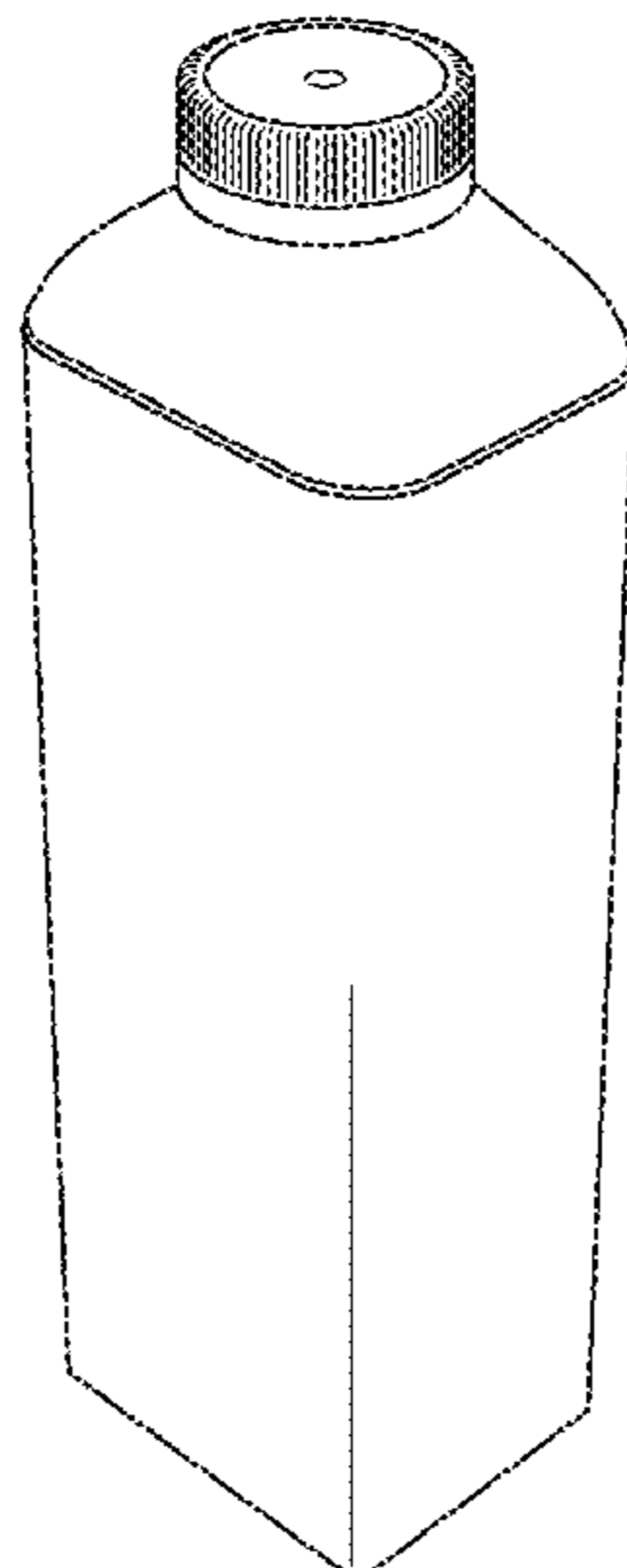
FIG. 5 is a right side elevational view thereof.

FIG. 6 is a top plan view thereof; and,

FIG. 7 is a bottom plan view thereof.

The portions of the package shown in broken lines form no part of the claimed design.

**1 Claim, 3 Drawing Sheets**



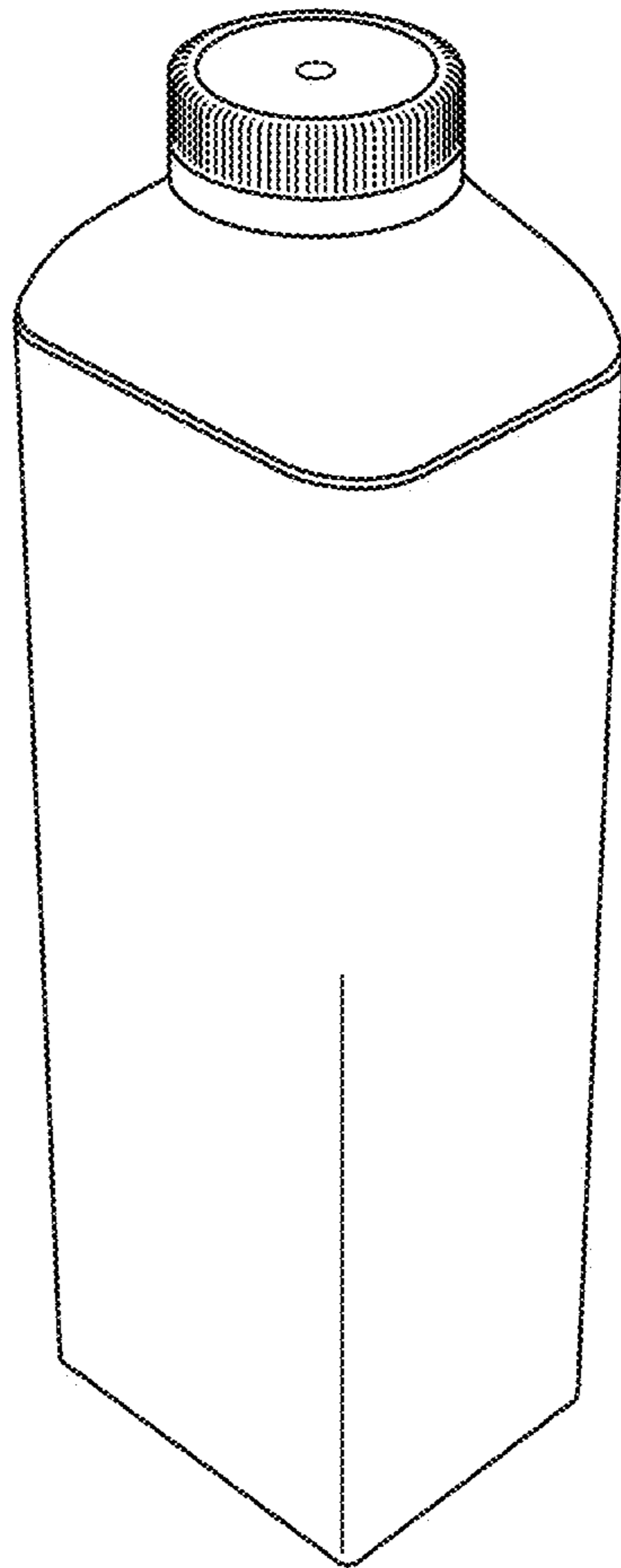


FIG. 1




FIG. 2




FIG. 3




FIG. 4




FIG. 5

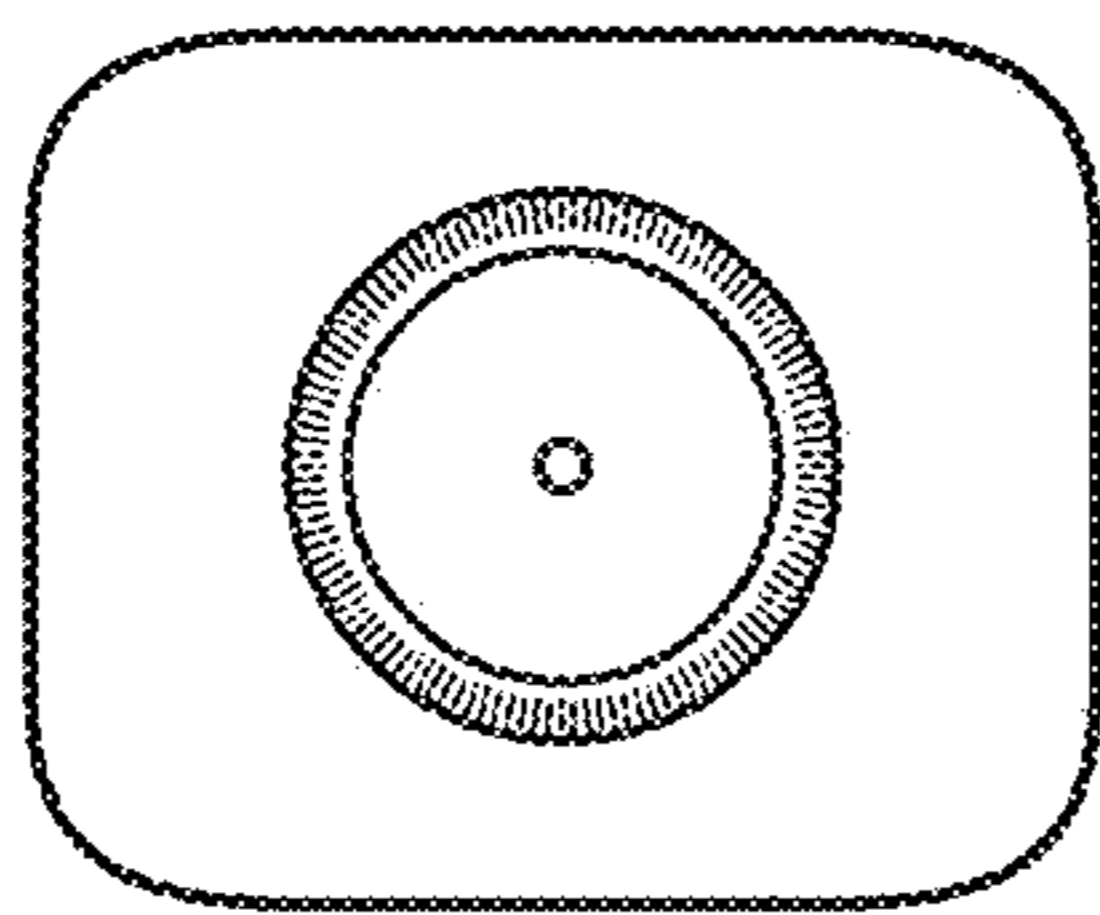


FIG. 6

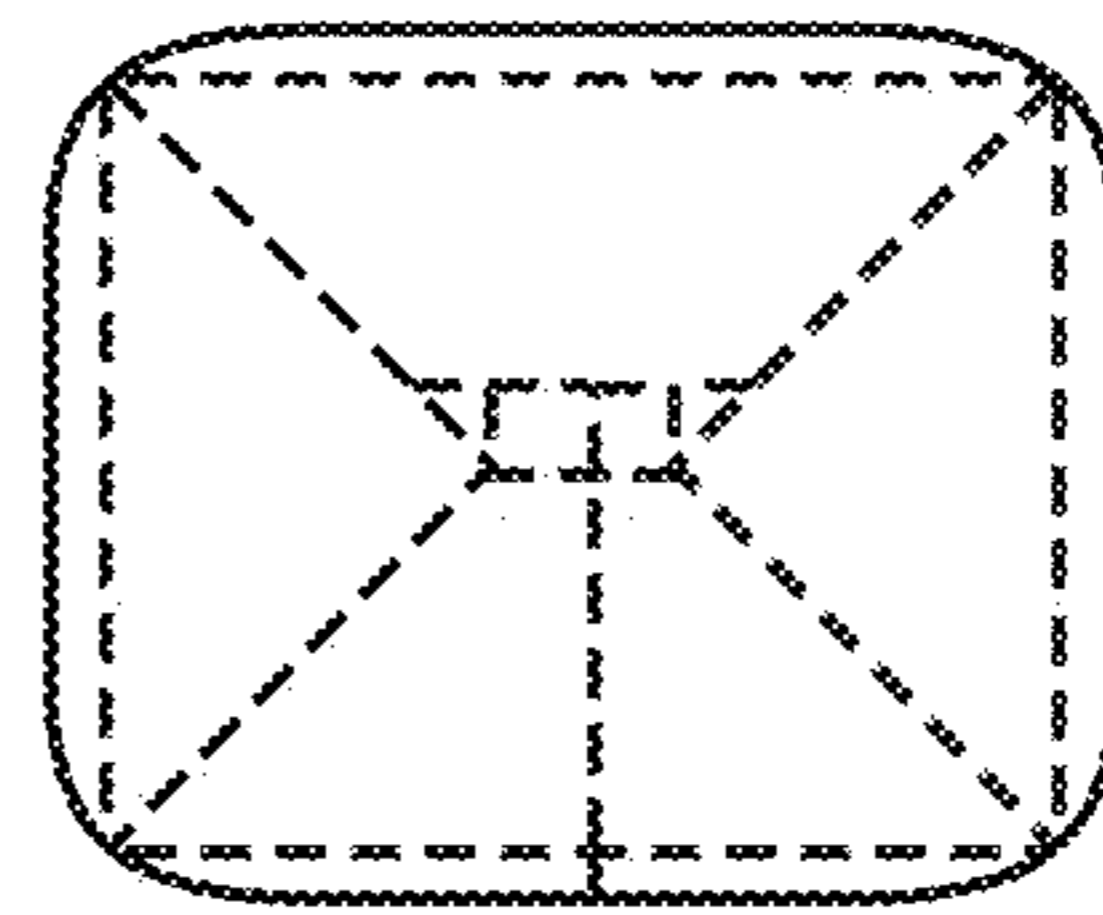


FIG. 7