



US00D750954S

(12) **United States Design Patent**  
**Murphey et al.**

(10) **Patent No.:** **US D750,954 S**  
(45) **Date of Patent:** **\*\* Mar. 8, 2016**

(54) **SNAP FINGER ASSEMBLY**  
(71) Applicant: **B&B MOLDERS LLC**, Mishawaka, IN (US)  
(72) Inventors: **Bradly Michael Murphey**, Osceola, IN (US); **Adam Nathaniel Schramski**, Mishawaka, IN (US); **Michael Patrick Dittrich**, Granger, IN (US)

D399,444 S \* 10/1998 Ross, Jr. .... D10/103  
6,243,526 B1 \* 6/2001 Garibay et al. .... 385/135  
6,250,336 B1 6/2001 Murphey et al.  
D455,094 S \* 4/2002 Schneider ..... D10/103  
D569,224 S \* 5/2008 Janethana-arthakij ..... D8/343  
D580,807 S \* 11/2008 Xi-Ren ..... D10/101  
7,658,105 B2 \* 2/2010 Holz ..... 73/320  
D690,187 S \* 9/2013 Deslias ..... D8/330  
8,808,039 B2 \* 8/2014 Mott et al. .... 439/843  
8,831,394 B2 \* 9/2014 Kimbrell et al. .... 385/135

(73) Assignee: **B&B Molders LLC**, Mishawaka, IN (US)

(\*\*) Term: **14 Years**

(21) Appl. No.: **29/498,135**

(22) Filed: **Jul. 31, 2014**

(51) **LOC (10) Cl.** ..... **08-07**

(52) **U.S. Cl.**  
USPC ..... **D8/343**

(58) **Field of Classification Search**  
USPC ..... D8/330, 331, 343, 339, 341, 346, 499, D8/383, 394; 70/14, 51, 54, 55, 57.1, 158, 70/176, 177, 242, 244, 431; 292/256, 292/256.6, 258; D10/103; D23/206, 237, D23/246, 249, 258; 73/291, 294  
CPC ..... E05B 15/00; E05B 15/04; E05B 17/00; E05B 57/00; E05B 63/00; G02B 6/04; G01F 23/30; H01R 13/187  
See application file for complete search history.

(56) **References Cited**

**U.S. PATENT DOCUMENTS**

3,245,425 A \* 4/1966 De Meyer et al. .... 137/86  
4,137,602 A \* 2/1979 Klumpp, Jr. .... 16/2.1  
5,490,595 A \* 2/1996 Sakai et al. .... 206/408  
D397,306 S \* 8/1998 Ross, Jr. .... D10/103

**OTHER PUBLICATIONS**

B&B Molders LLC, RV Parts & Accessories Catalog, 2007, cover page, pp. 4-11, pp. 24-39, and back page; Mishawaka, USA.  
B&B Molders LLC, Product Catalog, 1997, cover page and pp. 3-6; Mishawaka, USA.

(Continued)

*Primary Examiner* — Prabhakar Deshmukh

(74) *Attorney, Agent, or Firm* — Leydig, Voit & Mayer, Ltd.

(57) **CLAIM**

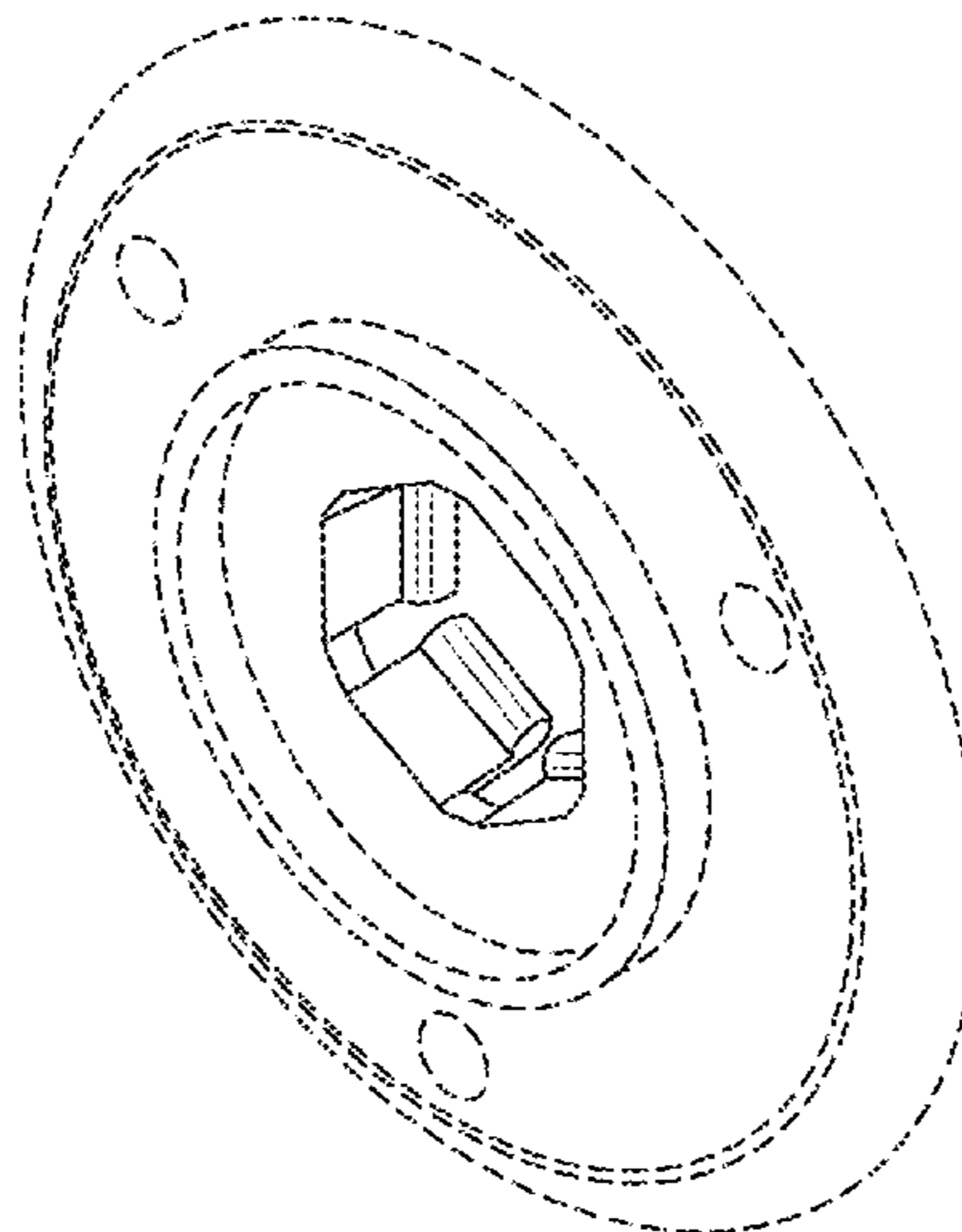
The ornamental design for a snap finger assembly, as shown and described.

**DESCRIPTION**

FIG. 1 is a perspective view taken from the top side of a snap finger assembly in accordance with my new design.  
FIG. 2 is a perspective view taken from the bottom side of a snap finger assembly in accordance with my new design.  
FIG. 3 is a top view of the snap finger assembly of FIG. 1.  
FIG. 4 is a bottom view of the snap finger assembly of FIG. 1.  
FIG. 5 is a left side elevational view of the snap finger assembly of FIG. 1; and,  
FIG. 6 is a right side elevational view of the snap finger assembly of FIG. 1.

The broken lines shown represent unclaimed subject matter and form no part of the claimed design.

**1 Claim, 2 Drawing Sheets**



(56)

**References Cited**

OTHER PUBLICATIONS

B&B Molders LLC, Flyer for Inline Plastic Check Valves title "A Revolutionary Design for Inline Plastic Valves", 2011, Mishawaka, USA.

B&B Molders LLC, Flyer for Product entitled "Lead Free" from B&BIII, 2010, Mishawaka, USA.

B&B Molders LLC, Flyer for Product titled "New from B&B MoldersII "TEST PLUG" for Water Distribution Testing", 2008, Mishawaka, USA.

B&B Molders LLC, Flyer for Water Fill Check Valves Titled "New from B&B MoldersIII Revolutionary Design in Water Fill Check Valves", 2006, Mishawaka, USA.

Swan Industries, Inc. Catalog, 2014, Bend, USA.

B&B Molders LLC, First Photograph of Competitor's Product taken before 2013, Mishawaka, USA.

B&B Molders LLC, Second Photograph of Competitor Product, taken before 2013, Mishawaka, USA.

\* cited by examiner

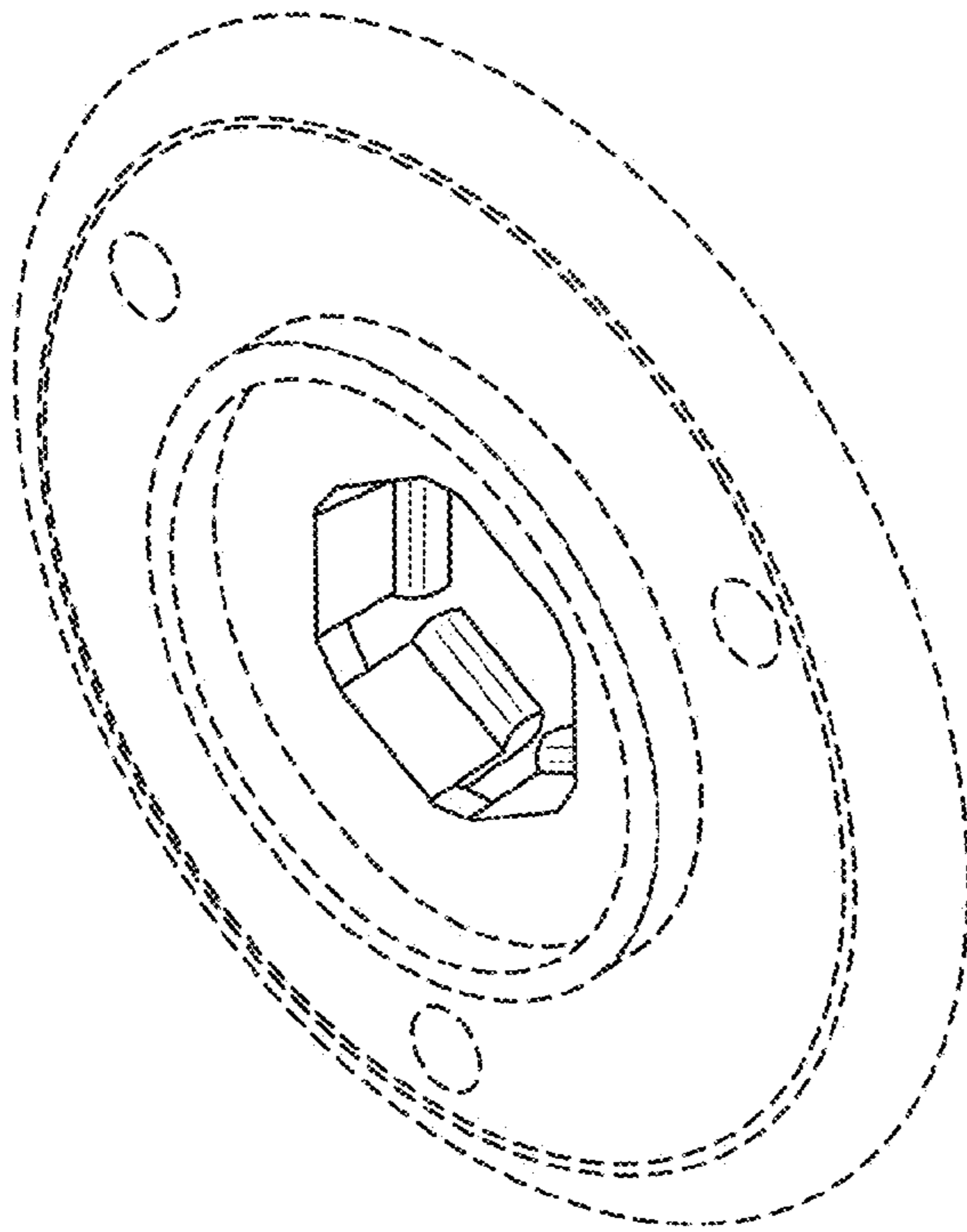


FIG. 1

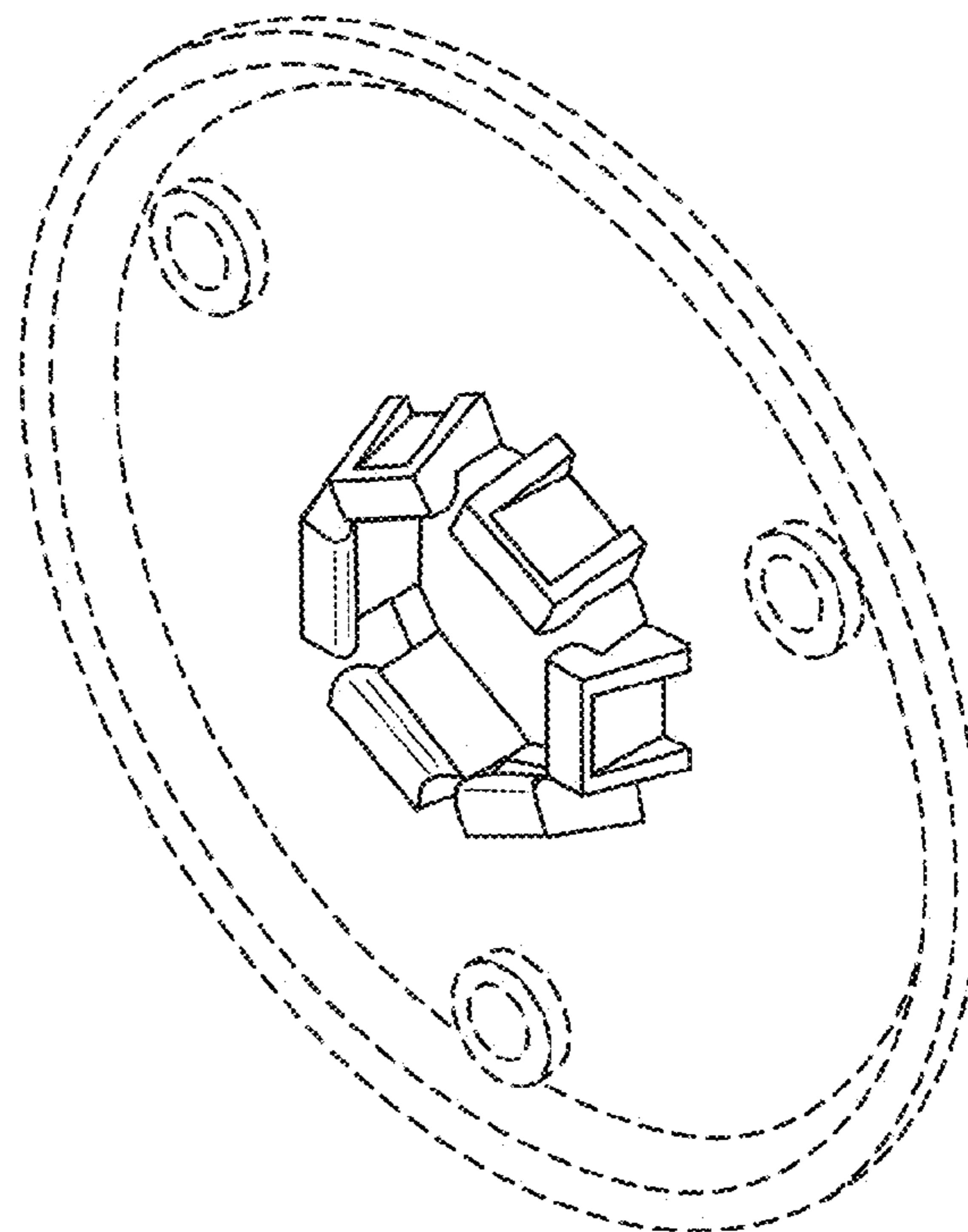


FIG. 2

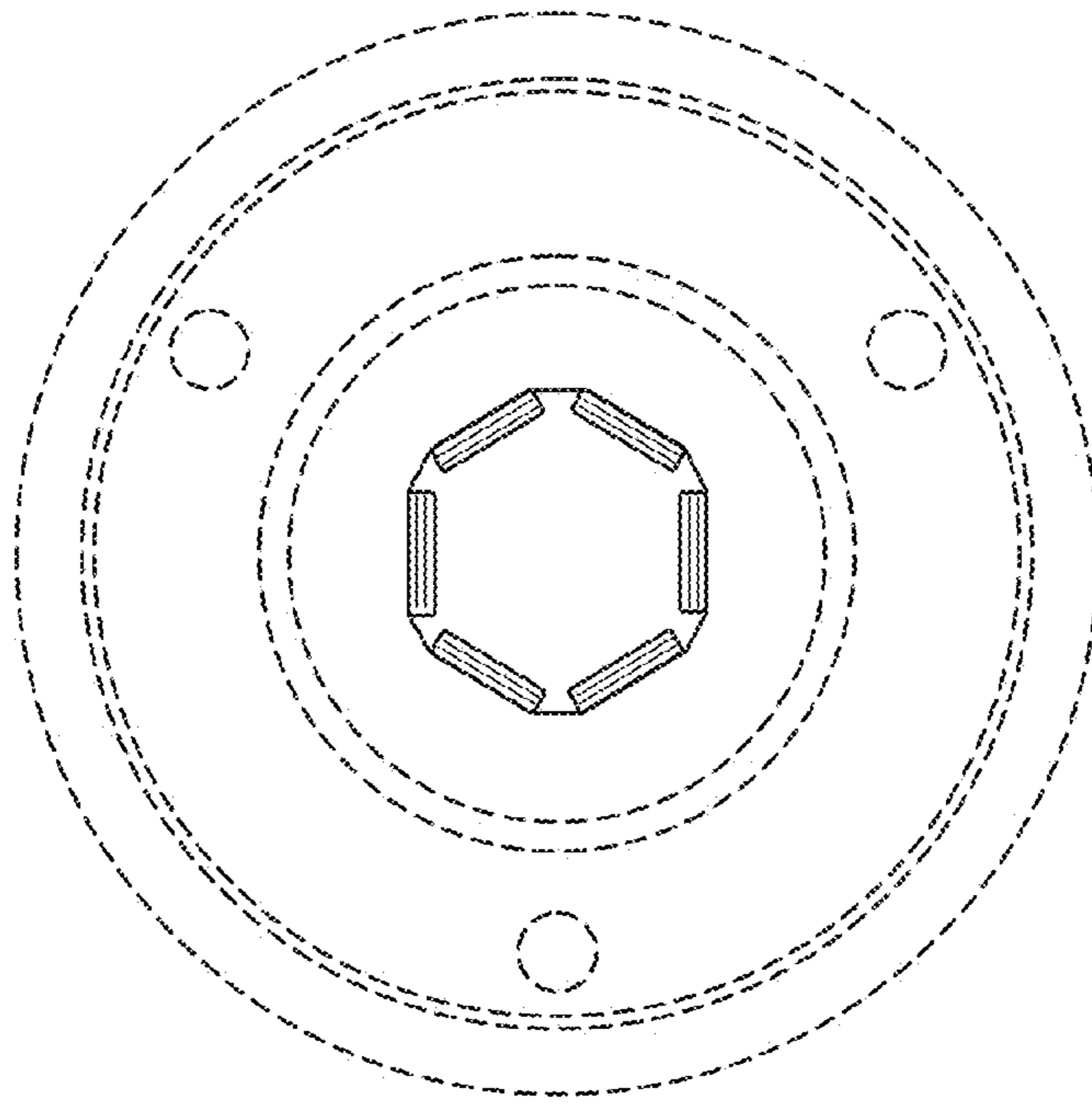


FIG. 3

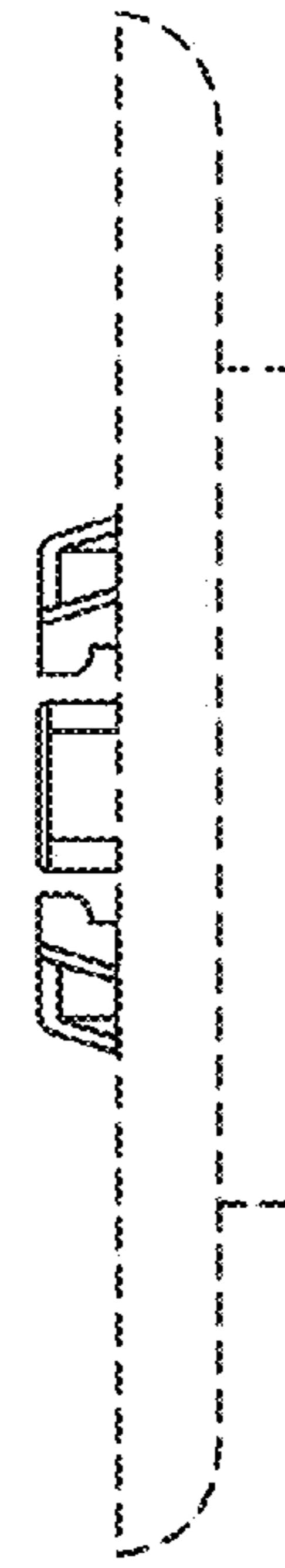


FIG. 5

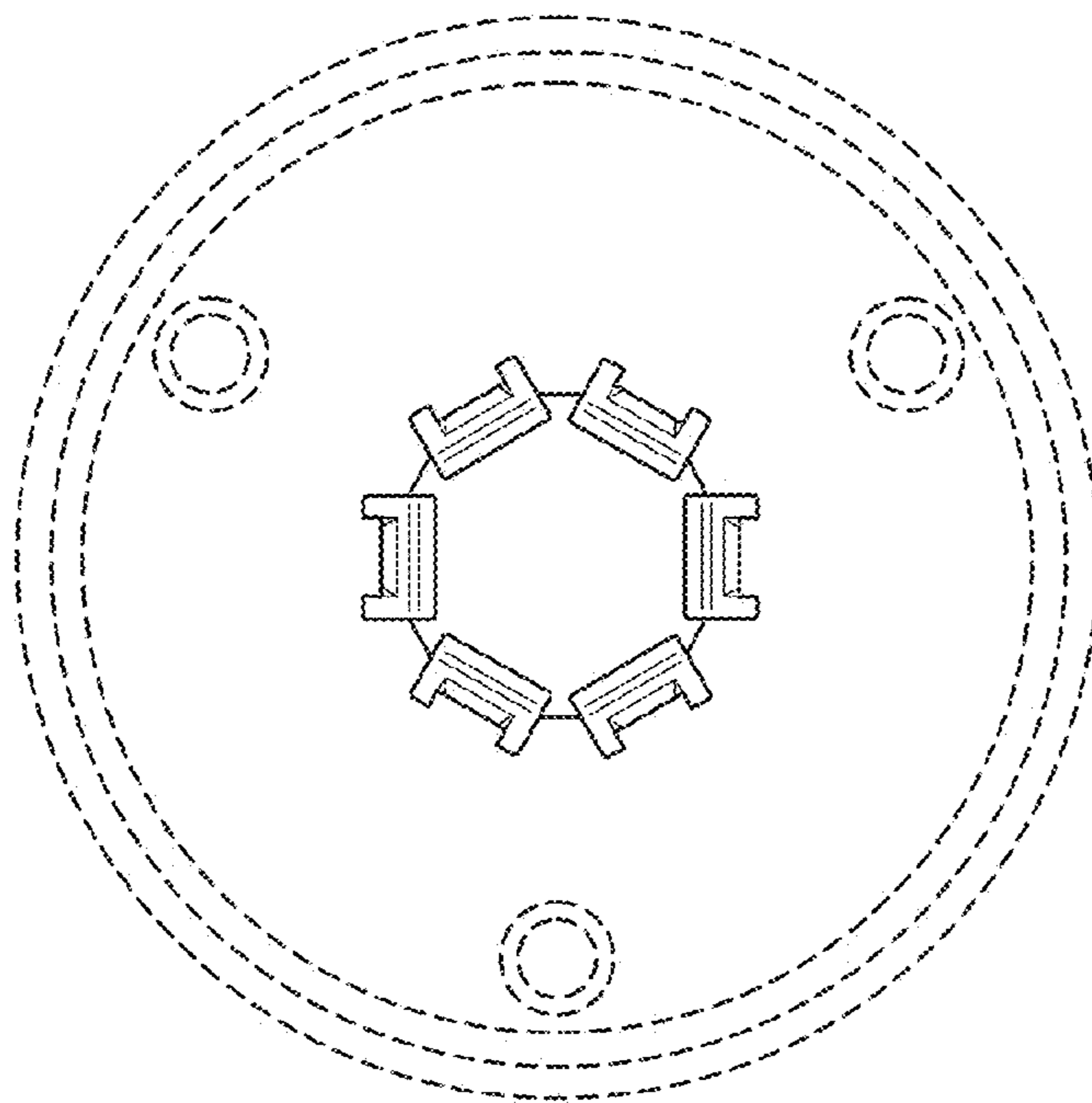


FIG. 4

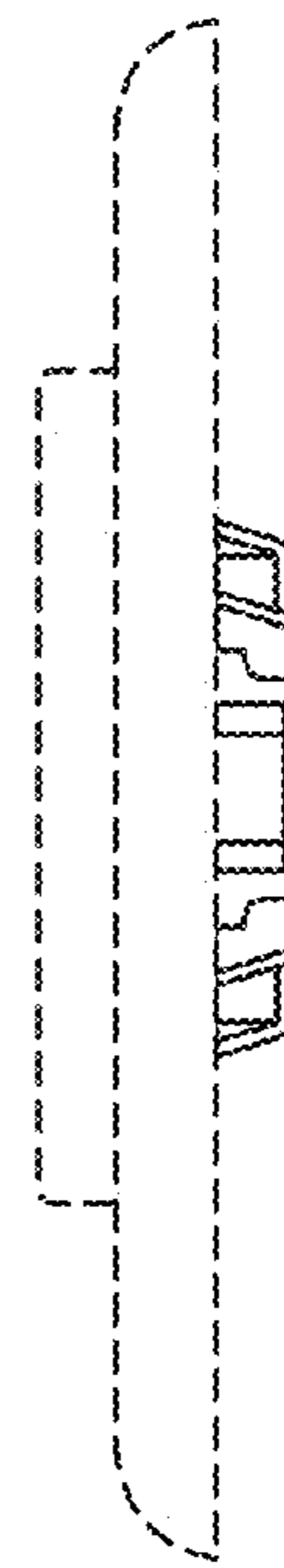


FIG. 6