



US00D750942S

(12) **United States Design Patent**
Mauro et al.

(10) **Patent No.:** **US D750,942 S**

(45) **Date of Patent:** **** *Mar. 8, 2016**

(54) **TOMATO STAKE**

(71) Applicants: **Ed Mauro**, Palm Harbor, FL (US); **John J. Kelly**, Palm Harbor, FL (US)

(72) Inventors: **Ed Mauro**, Palm Harbor, FL (US); **John J. Kelly**, Palm Harbor, FL (US)

(*) Notice: This patent is subject to a terminal disclaimer.

(**) Term: **14 Years**

(21) Appl. No.: **29/455,797**

(22) Filed: **May 24, 2013**

(51) **LOC (10) Cl.** **08-01**

(52) **U.S. Cl.**
USPC **D8/1**

(58) **Field of Classification Search**
USPC D8/1; D26/138; D21/840; 248/156;
47/43-47; 135/118

See application file for complete search history.

(56) **References Cited**

U.S. PATENT DOCUMENTS

D261,853 S * 11/1981 Gigante D8/1
4,905,718 A * 3/1990 Vandiver 135/118
5,667,174 A * 9/1997 Adams 248/156

D390,429 S * 2/1998 Spero D8/1
D577,966 S * 10/2008 Cosimo D8/1
D622,559 S * 8/2010 Brazier D8/1
8,006,434 B2 * 8/2011 Allsop et al. 47/47
D654,335 S * 2/2012 Evans D8/1
D702,515 S * 4/2014 Garber D8/1

* cited by examiner

Primary Examiner — Sheryl Lane

(74) *Attorney, Agent, or Firm* — Allen, Dyer, Doppelt, Milbrath & Gilchrist

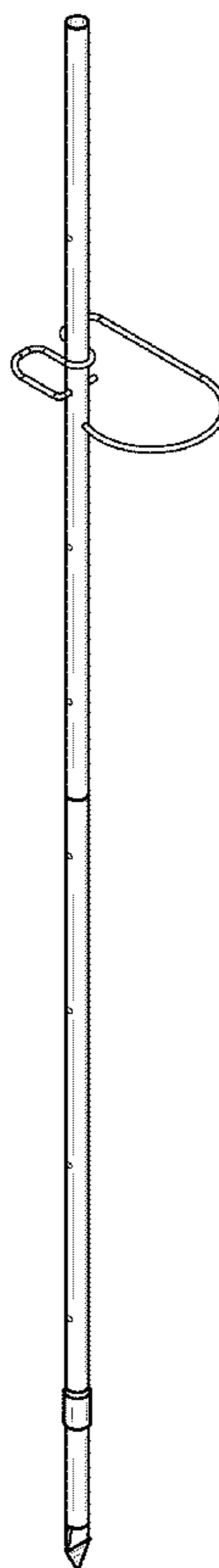
(57) **CLAIM**

I claim the ornamental design for a tomato stake, as shown and described.

DESCRIPTION

FIG. 1 is a top left front perspective view of an embodiment of the tomato stake showing my new design;
FIG. 2 is a bottom right rear perspective view thereof;
FIG. 3 is a front elevational view thereof;
FIG. 4 is a rear elevational view thereof;
FIG. 5 is a left side elevational view thereof;
FIG. 6 is a right side elevational view thereof;
FIG. 7 is a bottom view thereof; and,
FIG. 8 is a top view thereof.

1 Claim, 3 Drawing Sheets



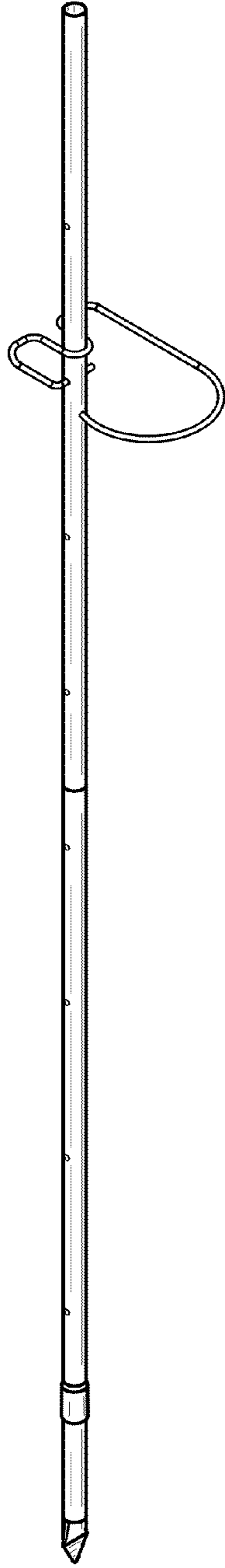


FIG. 1

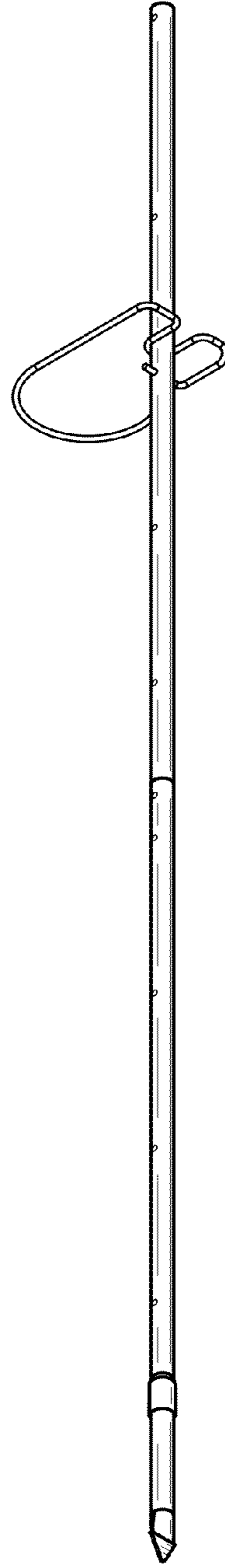


FIG. 2

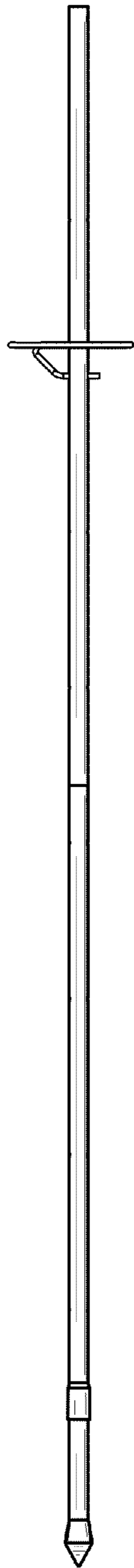


FIG. 3

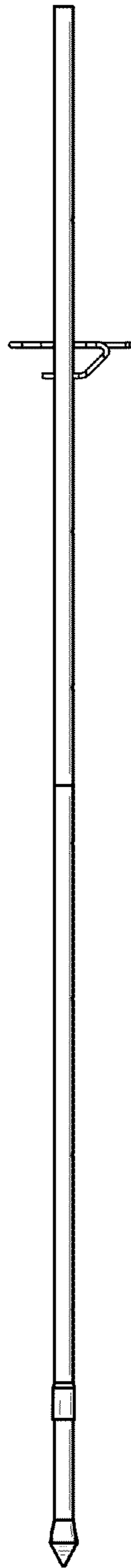


FIG. 4

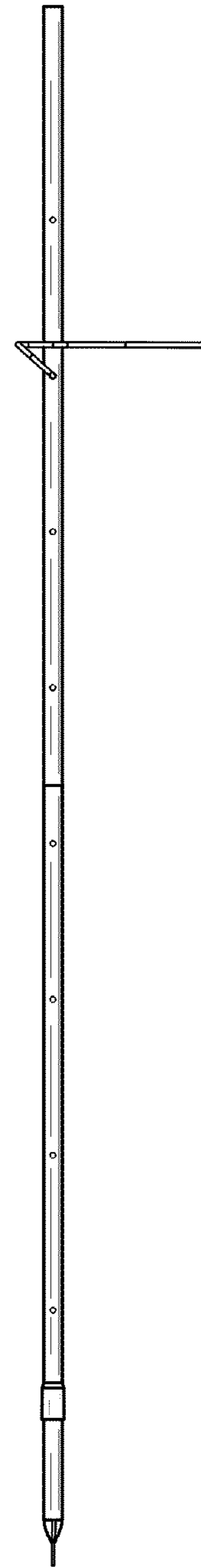


FIG. 5

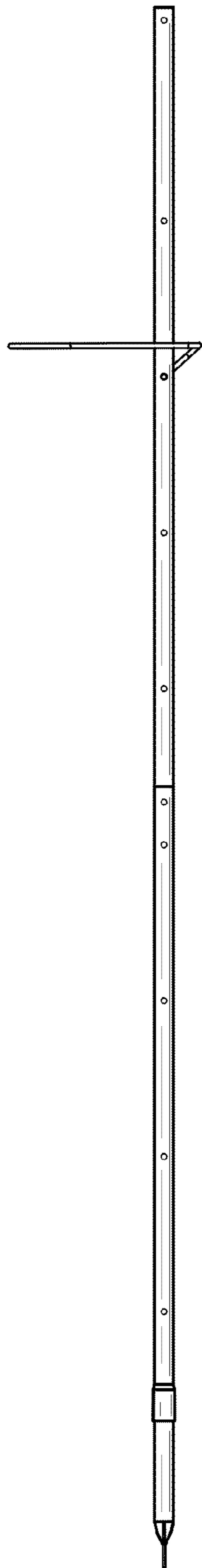


FIG. 6

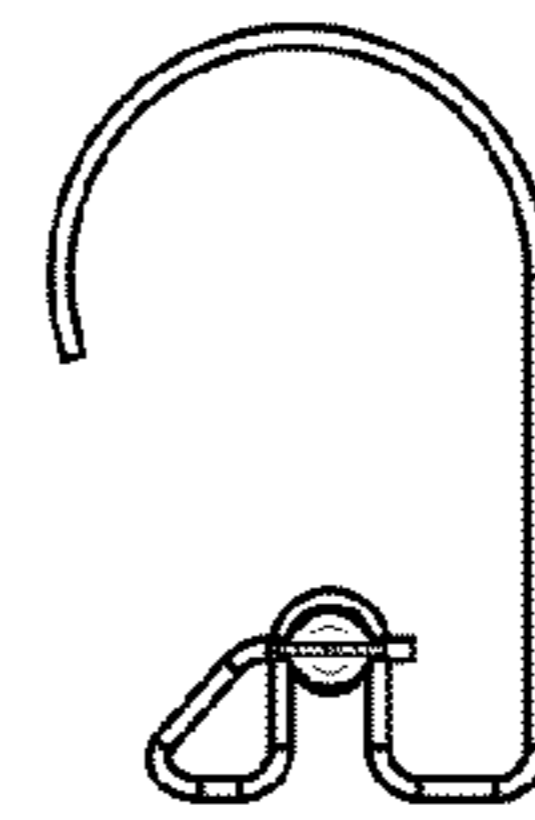


FIG. 7

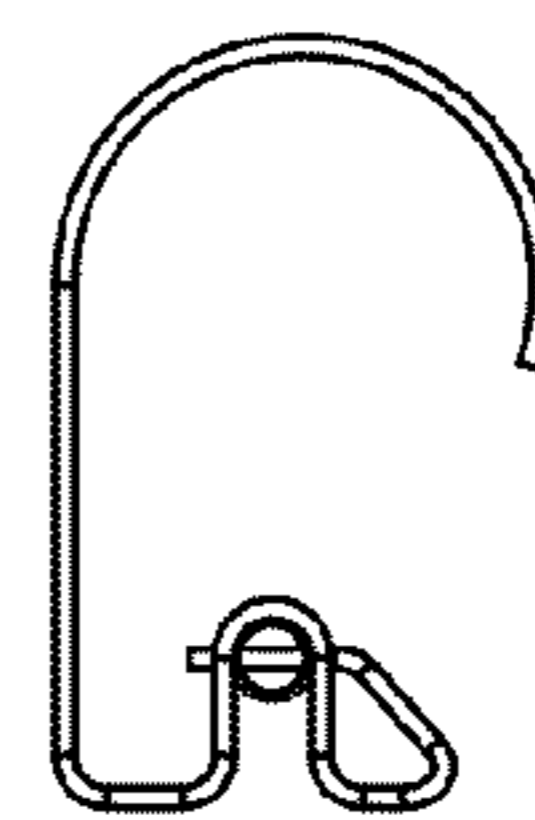


FIG. 8