



US00D750928S

(12) **United States Design Patent**  
**Line et al.**

(10) **Patent No.:** **US D750,928 S**  
(45) **Date of Patent:** **\*\* Mar. 8, 2016**

(54) **VEHICLE SEAT BACK COVER**

(71) Applicant: **Ford Motor Company**, Dearborn, MI (US)  
(72) Inventors: **Johnathan A Line**, Northville, MI (US); **Marc S Kondrad**, Macomb Township, MI (US); **Daniel Ferretti**, Commerce Township, MI (US); **Nahshon Francis**, Novi, MI (US); **Kevin Preuss**, Berkley, MI (US); **Soo Y Kang-Morales**, Northville, MI (US)

(73) Assignee: **Ford Motor Company**, Dearborn, MI (US)

(\*\*) Term: **14 Years**

(21) Appl. No.: **29/520,550**

(22) Filed: **Mar. 16, 2015**

(51) **LOC (10) Cl.** ..... **06-01**

(52) **U.S. Cl.**  
USPC ..... **D6/716.4**

(58) **Field of Classification Search**  
USPC ..... D6/334–336, 356, 367, 716, 716.1, D6/716.4  
CPC ..... A47C 7/40; B60N 2/22; B60N 2/449; B60N 2/4882; B60N 2/58

See application file for complete search history.

(56) **References Cited**

U.S. PATENT DOCUMENTS

7,275,786	B2 *	10/2007	Kobayashi	.....	B60N 2/58 297/463.2
D574,619	S *	8/2008	Maezono	.....	D6/356
D577,921	S *	10/2008	Tanaka	.....	D6/356
D592,413	S *	5/2009	Higashida	.....	D6/356
7,543,892	B2 *	6/2009	Minakawa	.....	B60N 2/58 297/452.18
D723,821	S *	3/2015	Kondou	.....	D6/356
D723,823	S *	3/2015	Persson	.....	D6/356
D723,824	S *	3/2015	Persson	.....	D6/356
D724,333	S *	3/2015	Ashley	.....	D6/356

\* cited by examiner

*Primary Examiner* — Mimoso De

(74) *Attorney, Agent, or Firm* — Damian Porcari



(57) **CLAIM**


The ornamental design for a vehicle seat back cover, as shown and described.

**DESCRIPTION**


FIG. 1 is a top left perspective view of a vehicle seat back cover;  
FIG. 2 is a top right perspective view thereof;  
FIG. 3 is a front elevational view thereof;  
FIG. 4 is a rear elevational view thereof;  
FIG. 5 is a left side elevational view thereof;  
FIG. 6 is a right side elevational view thereof;  
FIG. 7 is a top plan view thereof; and,  
FIG. 8 is a bottom plan view thereof.

**1 Claim, 8 Drawing Sheets**





*Figure 1*



*Figure 2*





Figure 3



*Figure 4*

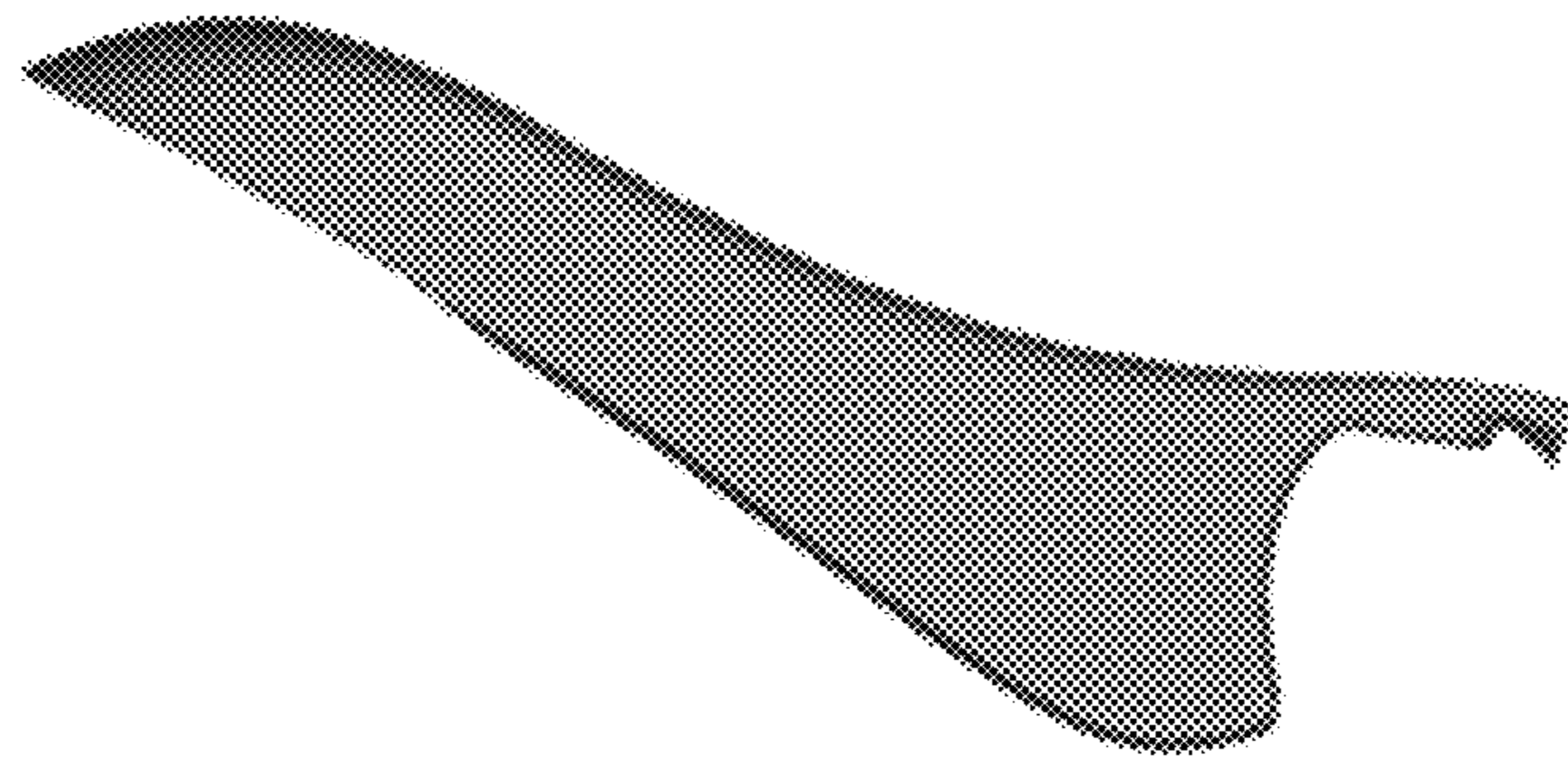


Figure 5

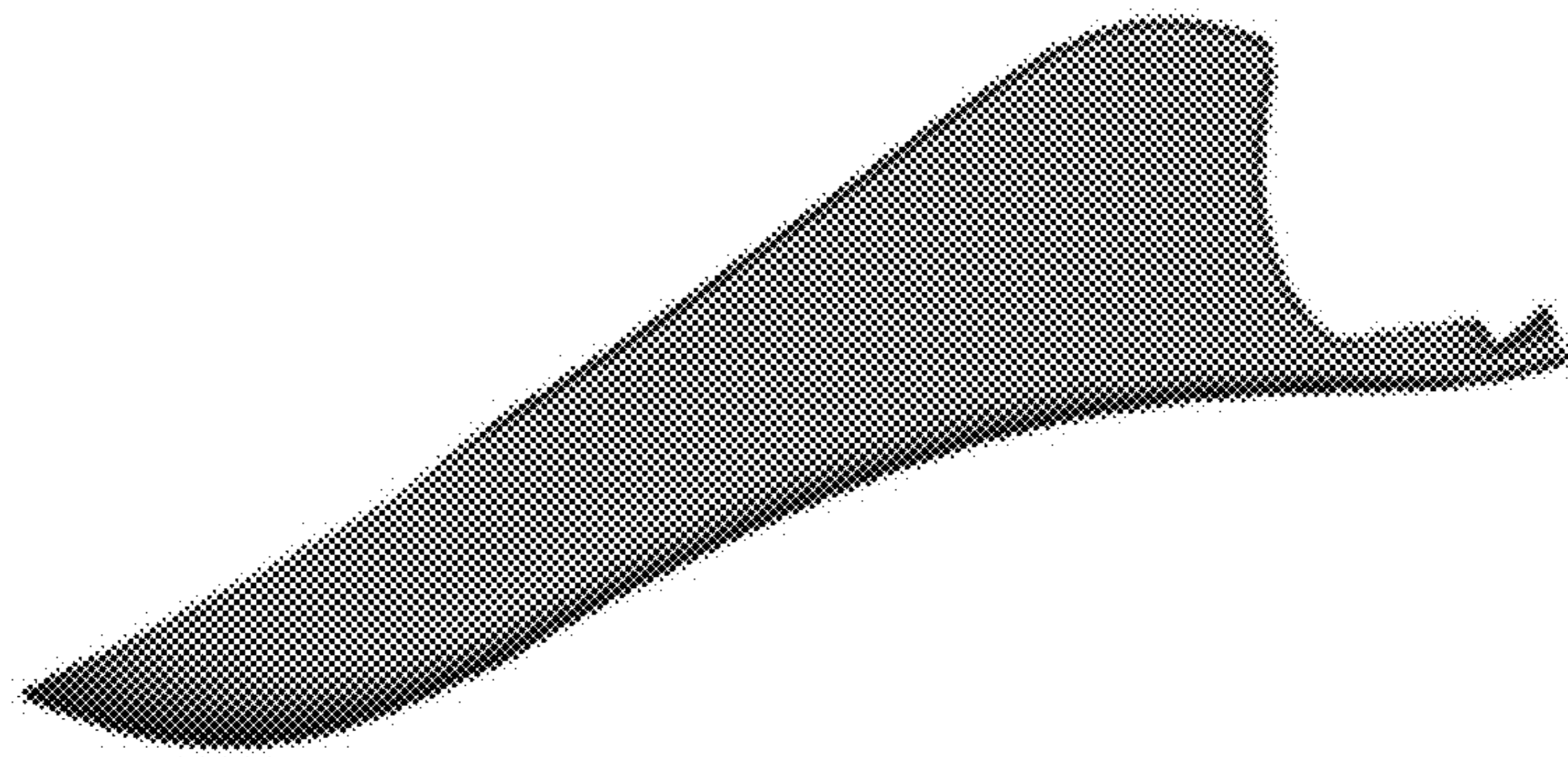


Figure 6



Figure 7





*Figure 8*