



US00D750920S

(12) **United States Design Patent**
Miller et al.

(10) **Patent No.:** **US D750,920 S**
(45) **Date of Patent:** **** Mar. 8, 2016**

- (54) **TOE PROTECTIVE PADDING**
- (71) Applicants: **Regina L. Miller**, Proctor, WV (US);
Donald L. Miller, Jr., Proctor, WV (US)
- (72) Inventors: **Regina L. Miller**, Proctor, WV (US);
Donald L. Miller, Jr., Proctor, WV (US)
- (**) Term: **14 Years**
- (21) Appl. No.: **29/491,351**
- (22) Filed: **May 20, 2014**
- (51) **LOC (10) Cl.** **06-13**
- (52) **U.S. Cl.**
USPC **D6/610**
- (58) **Field of Classification Search**
USPC D6/610, 611, 596, 601, 602, 603, 615,
D6/617, 621; D7/332, 334-337;
D12/401-405
CPC B26J 19/00; B26J 1/18; B26J 1/20;
B26J 1/22; B26J 1/24; B26J 1/26; B26J 1/28
See application file for complete search history.

D437,723	S	2/2001	Lees	
6,353,951	B1	3/2002	Gramling	
6,647,589	B1	11/2003	Youngwith	
7,055,196	B2 *	6/2006	Littlehorn	A47C 20/021 5/631
7,338,024	B2	3/2008	Chen et al.	
D597,364	S *	8/2009	Lindgren	D6/601
8,028,362	B1	10/2011	Barreau et al.	
D653,486	S *	2/2012	Wood	D6/601
D655,558	S *	3/2012	Koplin	D6/601
D656,256	S *	3/2012	King	D26/9
D663,564	S *	7/2012	Sclare	D6/601
D663,988	S *	7/2012	Bannister	D6/601
D664,799	S *	8/2012	Schwingendorf	D6/601
D668,092	S *	10/2012	Davis	D6/601
D668,093	S *	10/2012	Mills	D6/611
D716,582	S *	11/2014	Jensen	D6/601
D721,520	S *	1/2015	Jensen	D6/601

* cited by examiner

Primary Examiner — Katrina A Betton
(74) *Attorney, Agent, or Firm* — Robert C. Montgomery;
Montgomery Patent and Design, LLC

(57) **CLAIM**
The ornamental design for a toe protective padding, as shown and described.

(56) **References Cited**

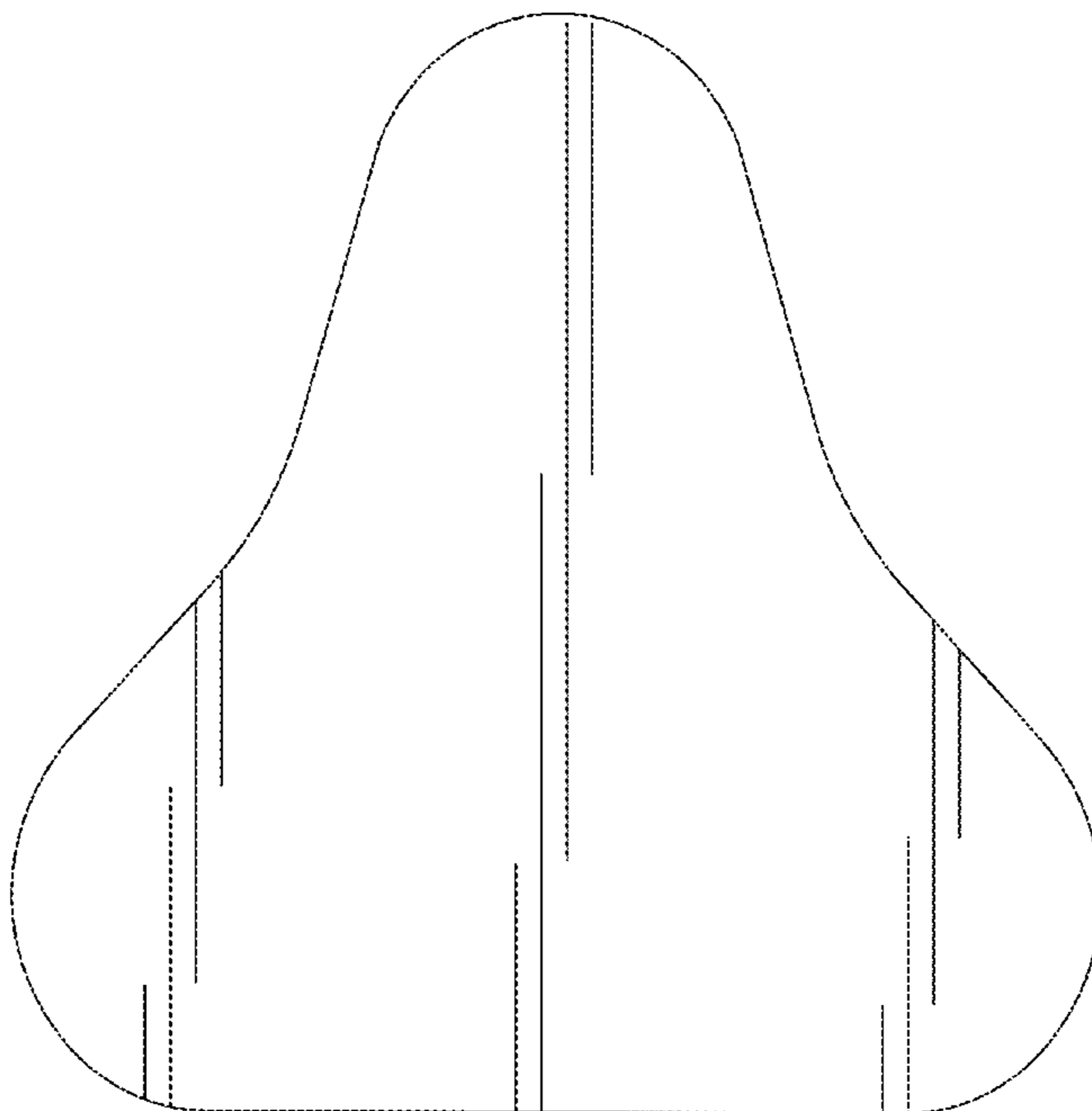
U.S. PATENT DOCUMENTS

4,323,610	A	4/1982	Leverich	
D264,507	S *	5/1982	Haase	D6/601
4,999,233	A	3/1991	Probst et al.	
5,173,990	A	12/1992	Owen	
5,322,257	A	6/1994	Verderose et al.	
5,330,814	A	7/1994	Fewell	
5,496,609	A	3/1996	Michelstein	
5,508,078	A	4/1996	Stalnaker	
5,946,737	A	9/1999	Fleege	
6,044,601	A	4/2000	Chmela et al.	

DESCRIPTION

FIG. 1 is a front perspective view of a toe protective padding; FIG. 2 is a front view thereof; FIG. 3 is a rear view of thereof; FIG. 4 is a left-hand side view thereof, wherein a right-hand side view is a mirror image of the left-hand side view; and, FIG. 5 is a top view thereof, wherein a bottom view is a mirror image of the top view.

1 Claim, 5 Drawing Sheets



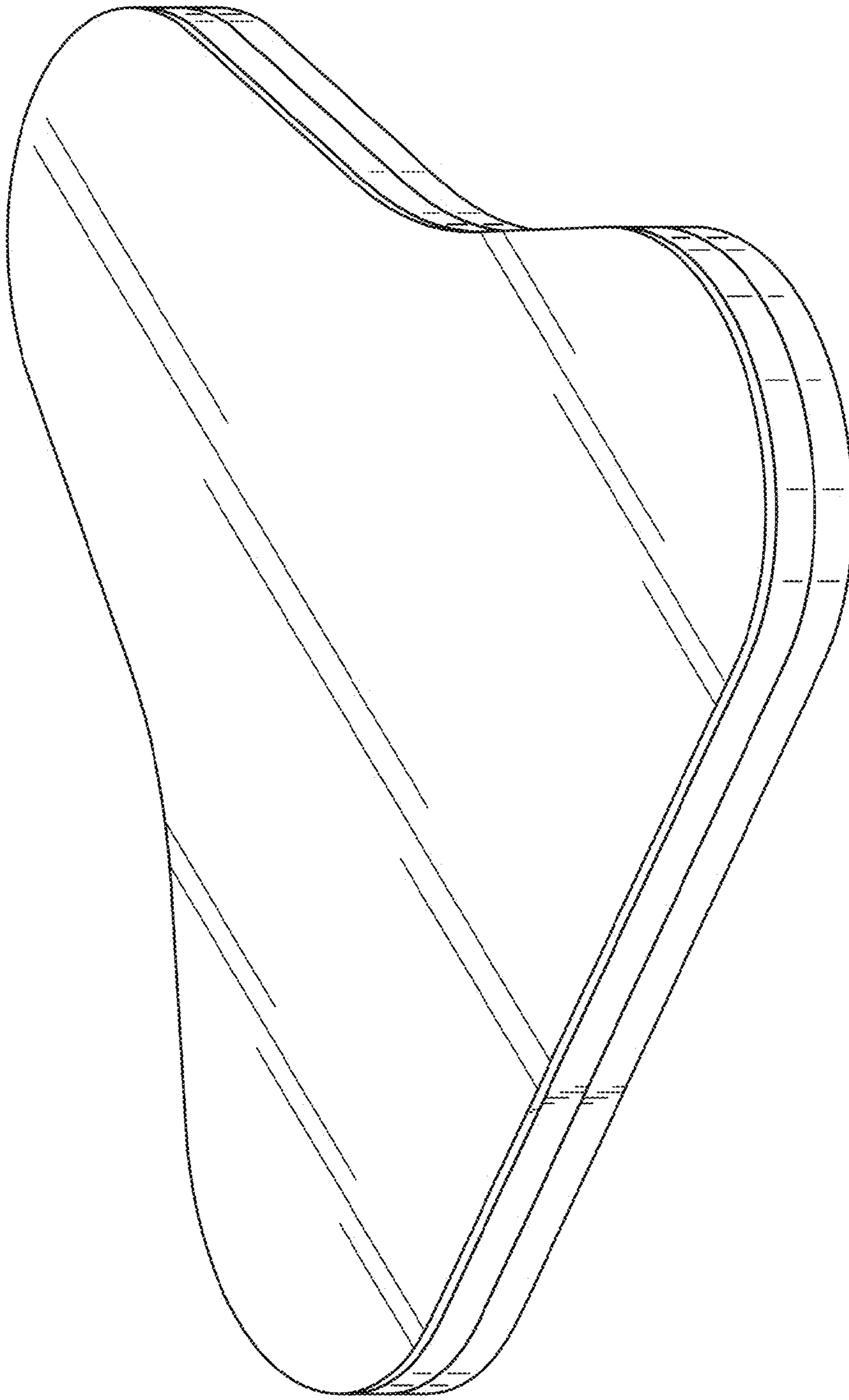


Fig. 1

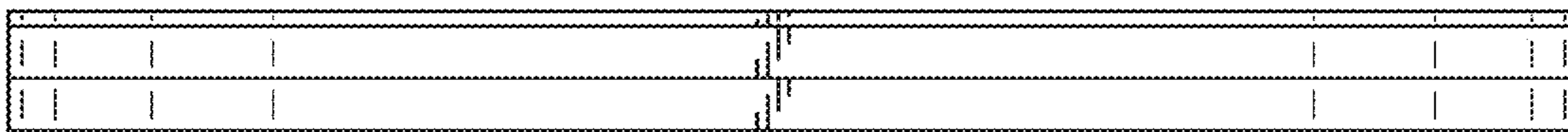


Fig. 2

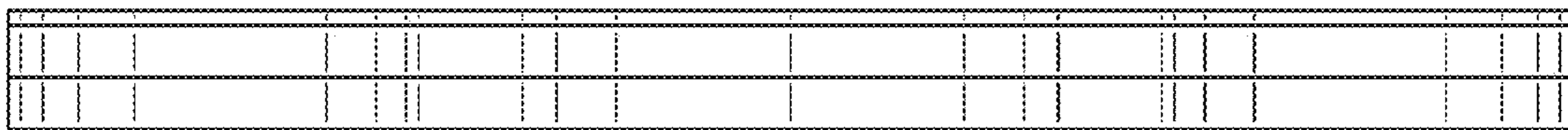


Fig. 3

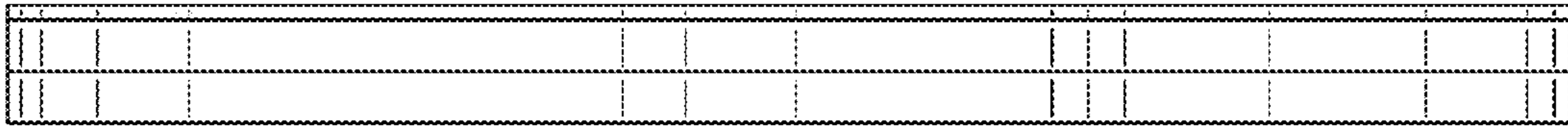


Fig. 4

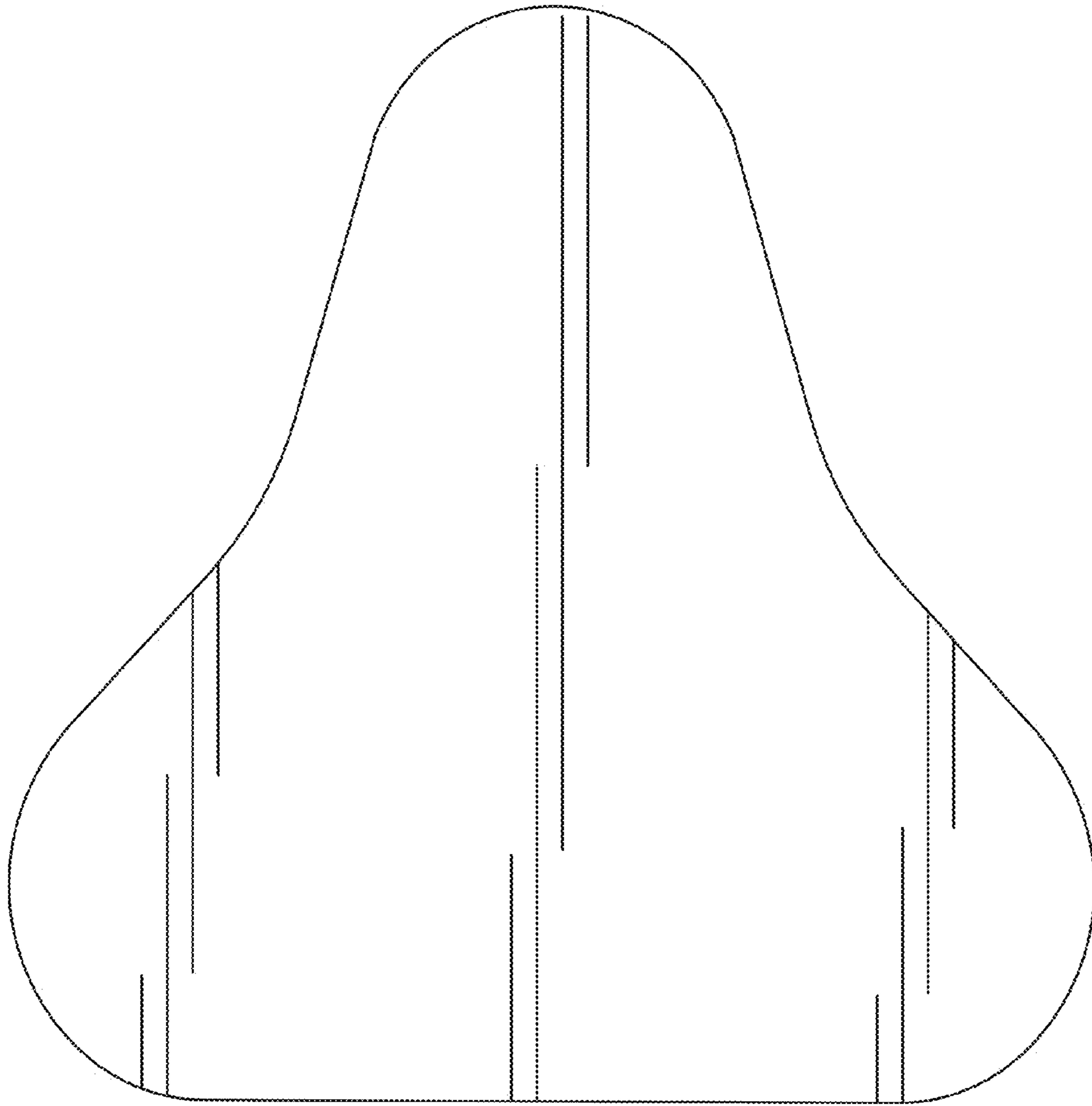


Fig. 5