



US00D750917S

(12) **United States Design Patent**
Tschan

(10) **Patent No.:** **US D750,917 S**
(45) **Date of Patent:** **** Mar. 8, 2016**

(54) **EXTENSION FOR A PAINT SPRAY GUN CUP COMPONENT DISPENSER**

(71) Applicant: **SATA GmbH & Co. KG**, Kornwestheim (DE)

(72) Inventor: **Alexander Tschan**, Kornwestheim (DE)

(73) Assignee: **SATA GMBH & CO. KG**, Kornwestheim (DE)

(**) Term: **15 Years**

(21) Appl. No.: **29/530,047**

(22) Filed: **Jun. 12, 2015**

Related U.S. Application Data

(62) Division of application No. 29/469,049, filed on Oct. 7, 2013, now Pat. No. Des. 733,453.

(30) **Foreign Application Priority Data**

Apr. 24, 2013 (EM) 002226357-0002

(51) **LOC (10) Cl.** **20-02**

(52) **U.S. Cl.**
USPC **D6/515**

(58) **Field of Classification Search**
USPC D6/512-518, 329, 396, 397, 408, 410, D6/449
CPC B65D 85/672; B65D 83/0805; B65D 83/267; B65D 85/11; B66D 17/442; A47F 7/00; A47F 7/163; A47F 7/085; A47F 7/021; A47G 19/24; A47G 21/12; A47K 10/40; A47K 17/003; A47K 5/05; A47K 10/85

See application file for complete search history.

(56) **References Cited**

U.S. PATENT DOCUMENTS

D245,048	S	*	7/1977	Pool	D6/516
D365,952	S	*	1/1996	Gagnon et al.	D6/515
D414,636	S	*	10/1999	Wiese	D6/515
D435,379	S	*	12/2000	Nguyen	D6/515
D472,730	S	*	4/2003	Sparkowski	D6/515
D541,088	S	*	4/2007	Nesci	D6/515

* cited by examiner

Primary Examiner — Brian N Vinson

(74) *Attorney, Agent, or Firm* — Paul D. Bianco; Fleit Gibbons Gutman Bongini & Bianco PL

(57) **CLAIM**

The ornamental design for an extension for a paint spray gun cup component dispenser, as shown and described.

DESCRIPTION

FIG. 1 is a perspective view of an extension for a paint spray gun cup component dispenser according to the present invention.

FIG. 2 is a front view of the extension of FIG. 1.

FIG. 3 is a back view of the extension of FIG. 1.

FIG. 4 is a left view of the extension of FIG. 1.


FIG. 5 is a right view of the extension of FIG. 1.

FIG. 6 is a top view of the extension of FIG. 1; and,

FIG. 7 is a bottom view of the dispenser of FIG. 1, with the broken line disclosure representing portions of the dispenser which form no part of the claimed design.

The dashed broken lines define the bounds of the claimed design and form no part thereof.

1 Claim, 4 Drawing Sheets






FIG. 1

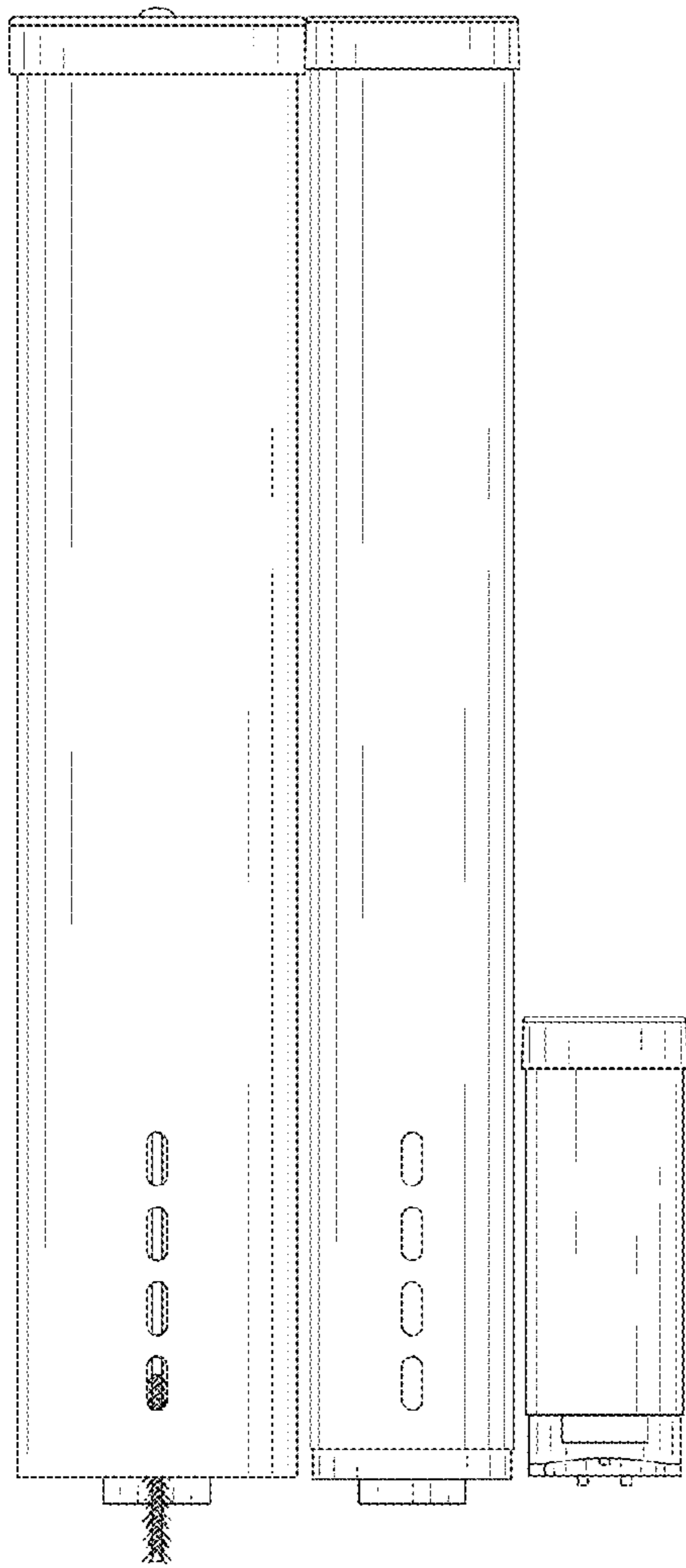


FIG. 2

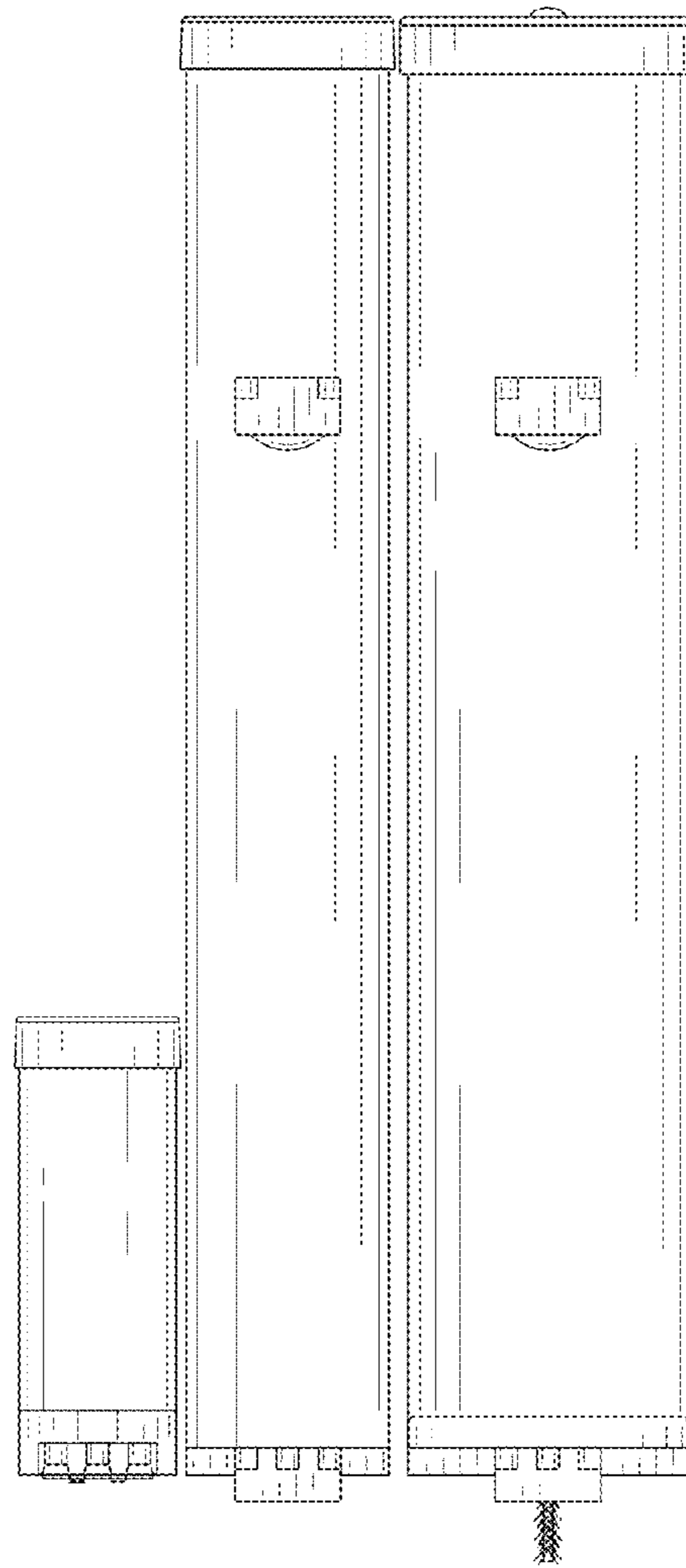


FIG. 3

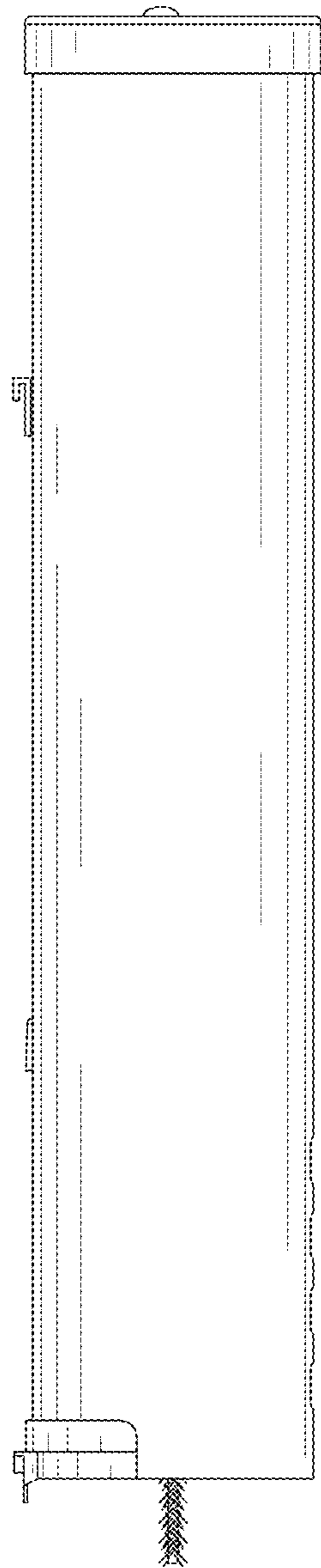


FIG. 4




FIG. 5

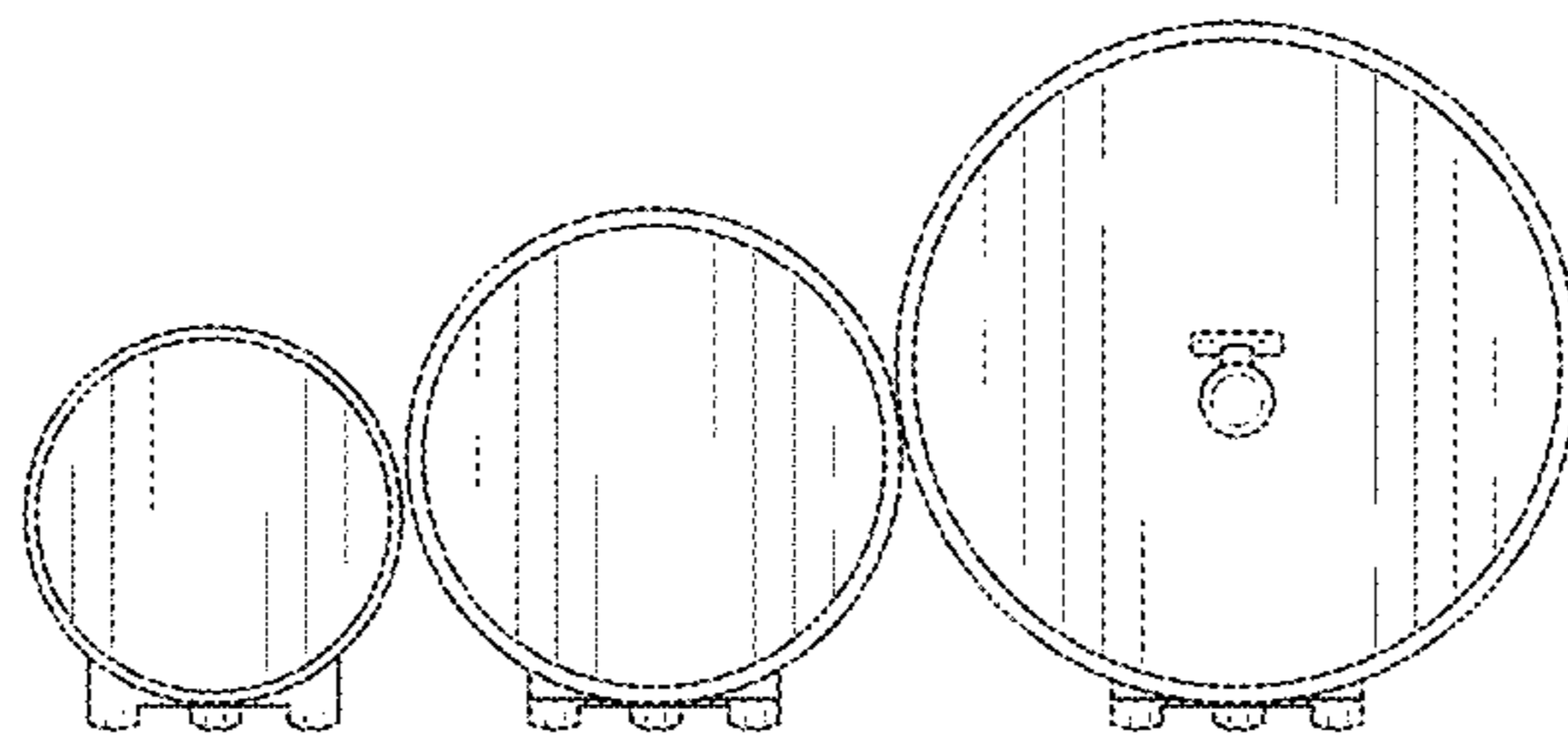


FIG. 6

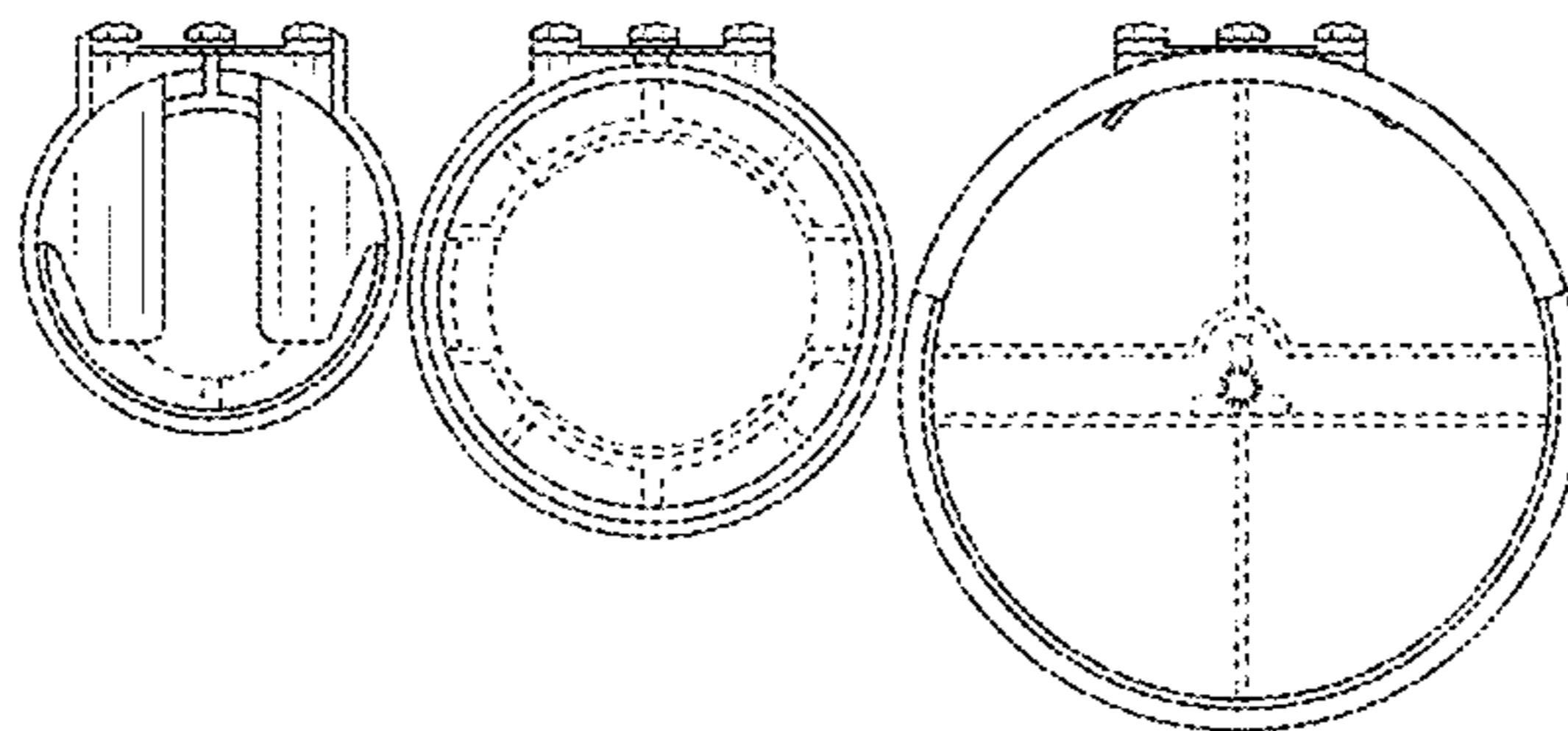


FIG. 7