



US00D750890S

(12) **United States Design Patent**
Quehl

(10) **Patent No.:** **US D750,890 S**
(45) **Date of Patent:** **** Mar. 8, 2016**

(54) **STORAGE CONTAINER WITH HANDLE**

(71) Applicant: **BS SYSTEMS GMBH & CO. KG,**
Zusmarshausen (DE)

(72) Inventor: **Alexander Quehl,** Worms (DE)

(73) Assignee: **BS SYSTEMS GMBH & CO. KG,**
Zusmarshausen (DE)

(**) Term: **14 Years**

(21) Appl. No.: **29/477,603**

(22) Filed: **Dec. 24, 2013**

(30) **Foreign Application Priority Data**

Jun. 26, 2013 (EM) 002263145-0001

(51) **LOC (10) Cl.** **03-01**

(52) **U.S. Cl.**
USPC **D3/281; D3/294; D3/905**

(58) **Field of Classification Search**
USPC D3/276, 279, 281, 282, 284, 291, 294,
D3/295, 297, 298, 901, 905, 288, 292, 273,
D3/302; 206/372-379, 1.7; 220/523-528,
220/324; D19/106, 83
CPC . B25H 3/02-3/028; B25H 3/00; B25H 3/003;
B25H 3/006

See application file for complete search history.

(56) **References Cited**

U.S. PATENT DOCUMENTS

4,643,494 A * 2/1987 Marleau 312/111
D340,353 S * 10/1993 Benarrouch D3/205
D416,682 S * 11/1999 Tanji D3/294
7,000,287 B2 * 2/2006 Valentini 15/323
D520,734 S * 5/2006 Henning et al. D3/281
D542,529 S * 5/2007 Peart et al. D3/276
D595,958 S * 7/2009 Twig D3/294
D616,200 S * 5/2010 Riedel et al. D3/281
D630,435 S * 1/2011 Brunner D3/276

8,061,492 B2 * 11/2011 Riedel et al. 190/118
D668,867 S * 10/2012 Yamamot D3/281
8,677,661 B2 * 3/2014 Michels et al. 40/312
D704,442 S * 5/2014 Chen D3/294
2008/0067091 A1 * 3/2008 Chang 206/349
2011/0121695 A1 * 5/2011 Purdy 312/222
2014/0262885 A1 * 9/2014 Green et al. 206/372

* cited by examiner

Primary Examiner — Jennifer Rivard

Assistant Examiner — April Rivas

(74) *Attorney, Agent, or Firm* — Fleit Gibbons Gutman
Bongini & Bianco PL; Paul D. Bianco

(57) **CLAIM**

The ornamental design for a storage container with handle, as shown and described.

DESCRIPTION

FIG. 1 is a front, top, and left side perspective view of a storage container with handle according to the present invention.

FIG. 2 is a rear elevational view of the storage container with handle of FIG. 1.

FIG. 3 is a right side elevational view of the storage container with handle of FIG. 1.

FIG. 4 is a top plan view of the storage container with handle of FIG. 1.

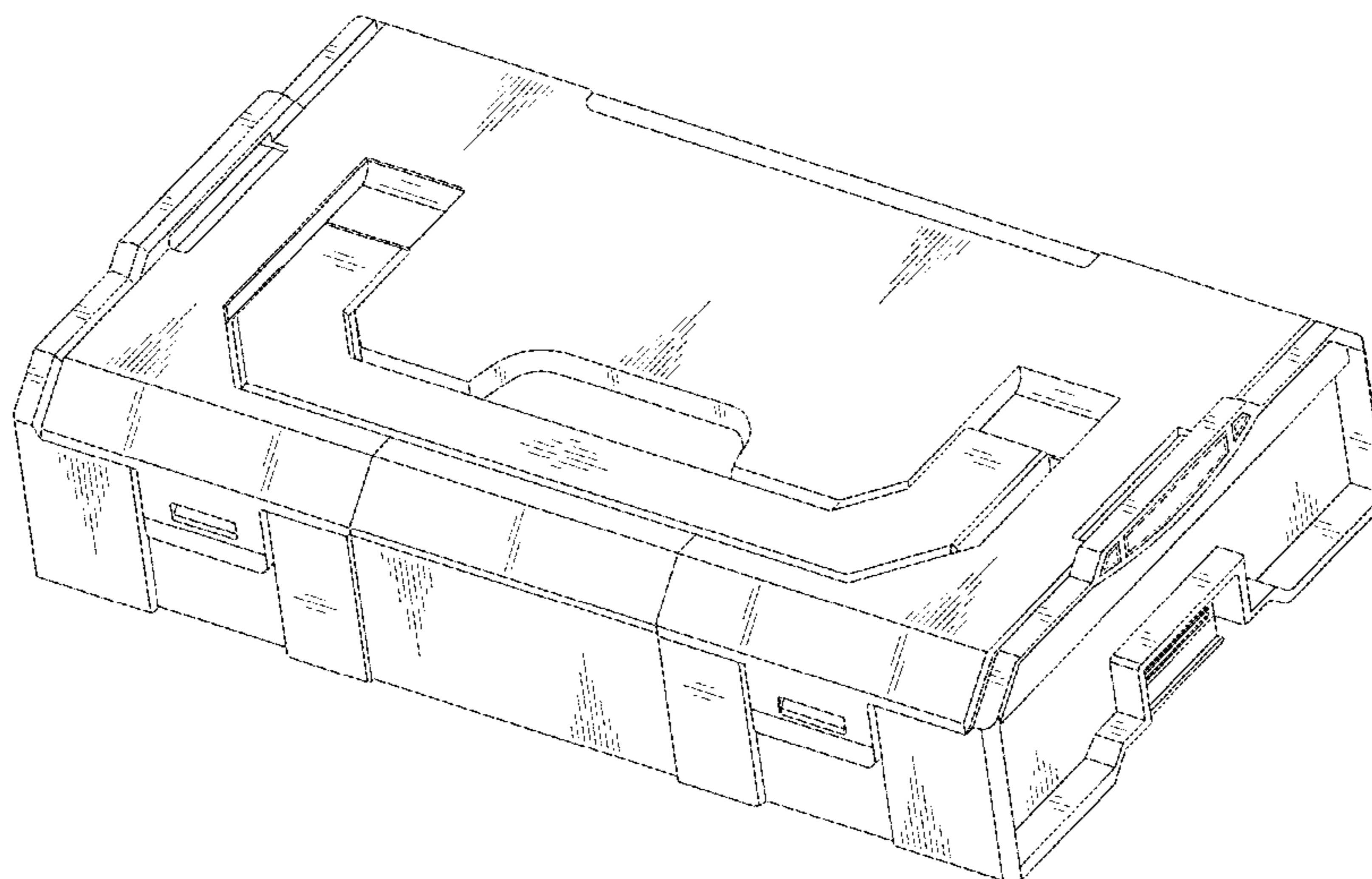
FIG. 5 is a left side elevational view of the storage container with handle of FIG. 1.

FIG. 6 is a bottom plan view of the storage container with handle of FIG. 1; and,

FIG. 7 is a front elevational view of the storage container with handle of FIG. 1.

The broken lines immediately adjacent the solid contour lines in FIGS. 1, 3, and 5 represent the bounds of the claim. The remaining broken lines illustrate portions of the storage container with handle. None of the broken lines forms part of the claimed design.

1 Claim, 7 Drawing Sheets



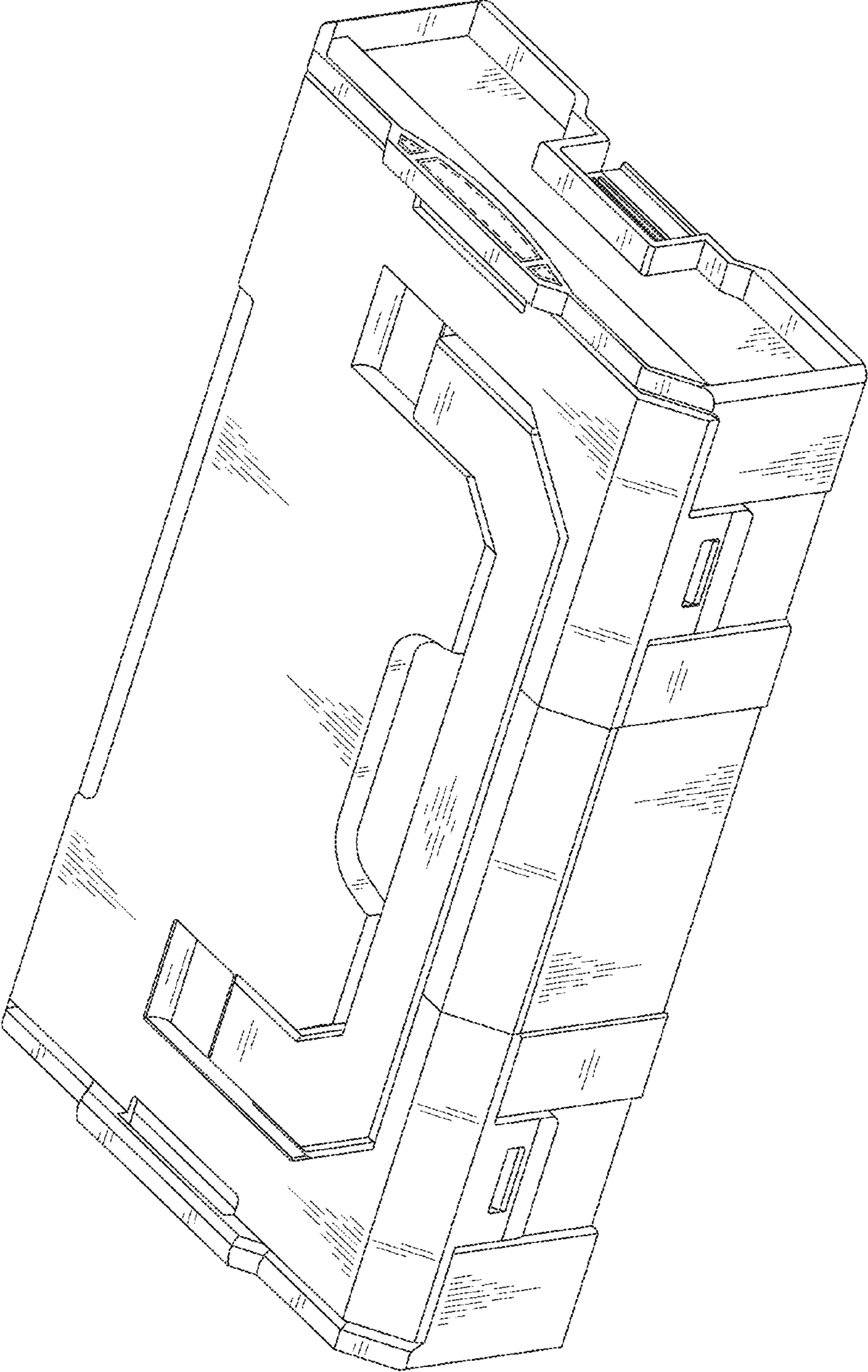


FIG. 1

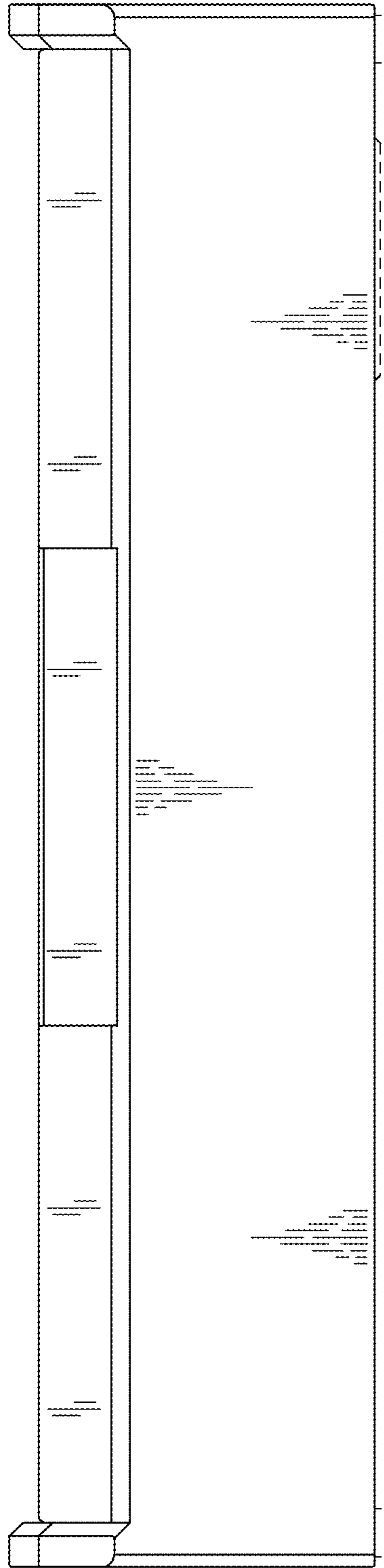


FIG. 2

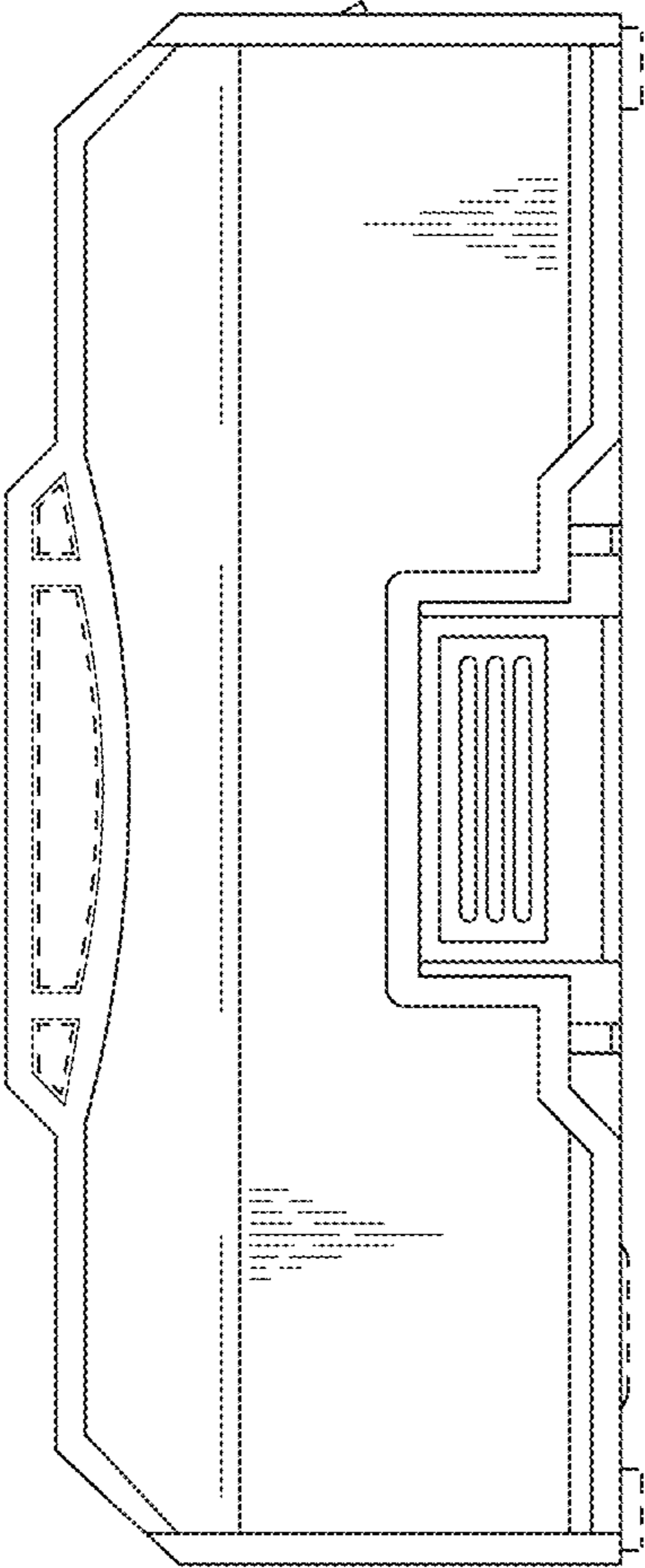


FIG. 3

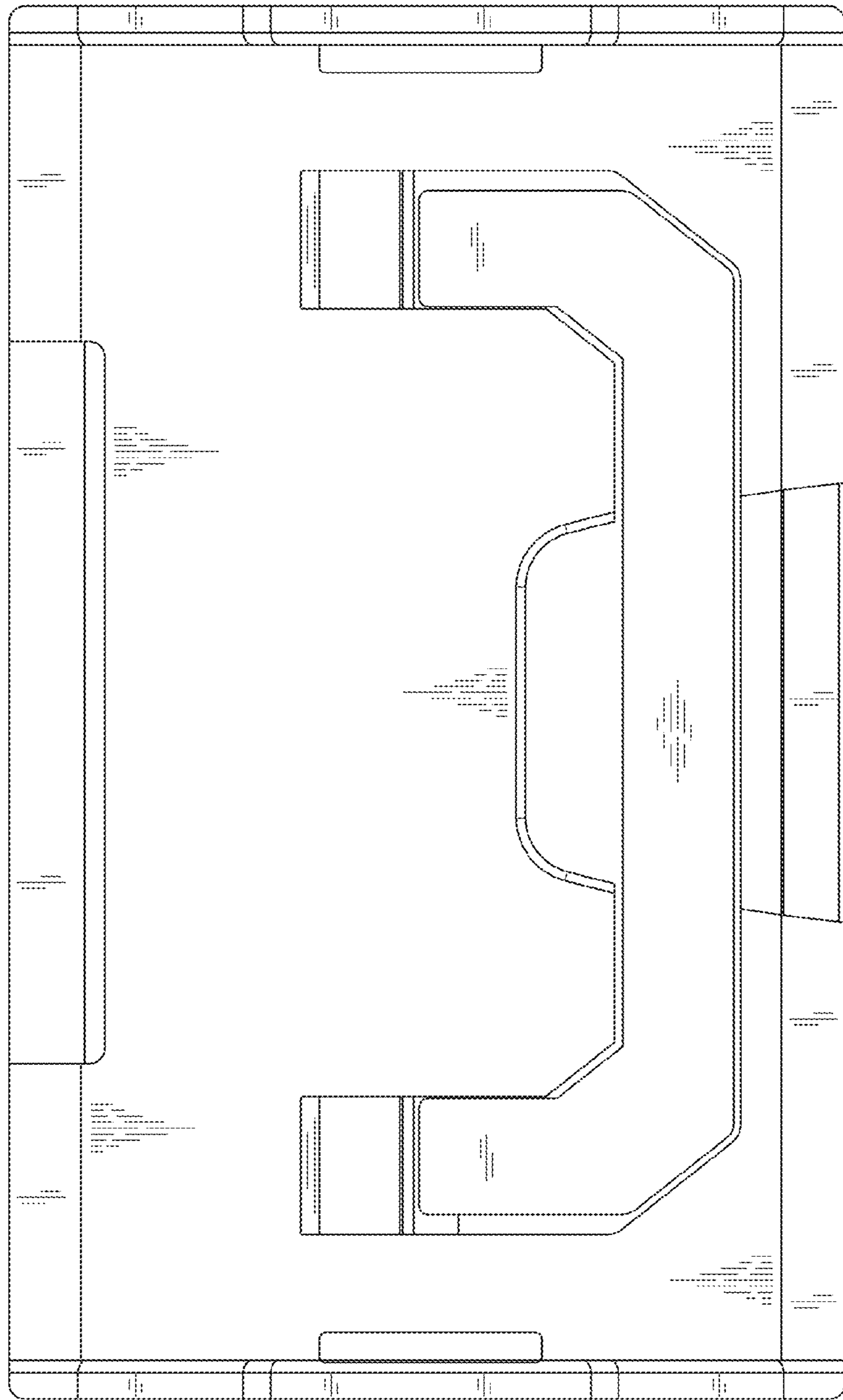


FIG. 4

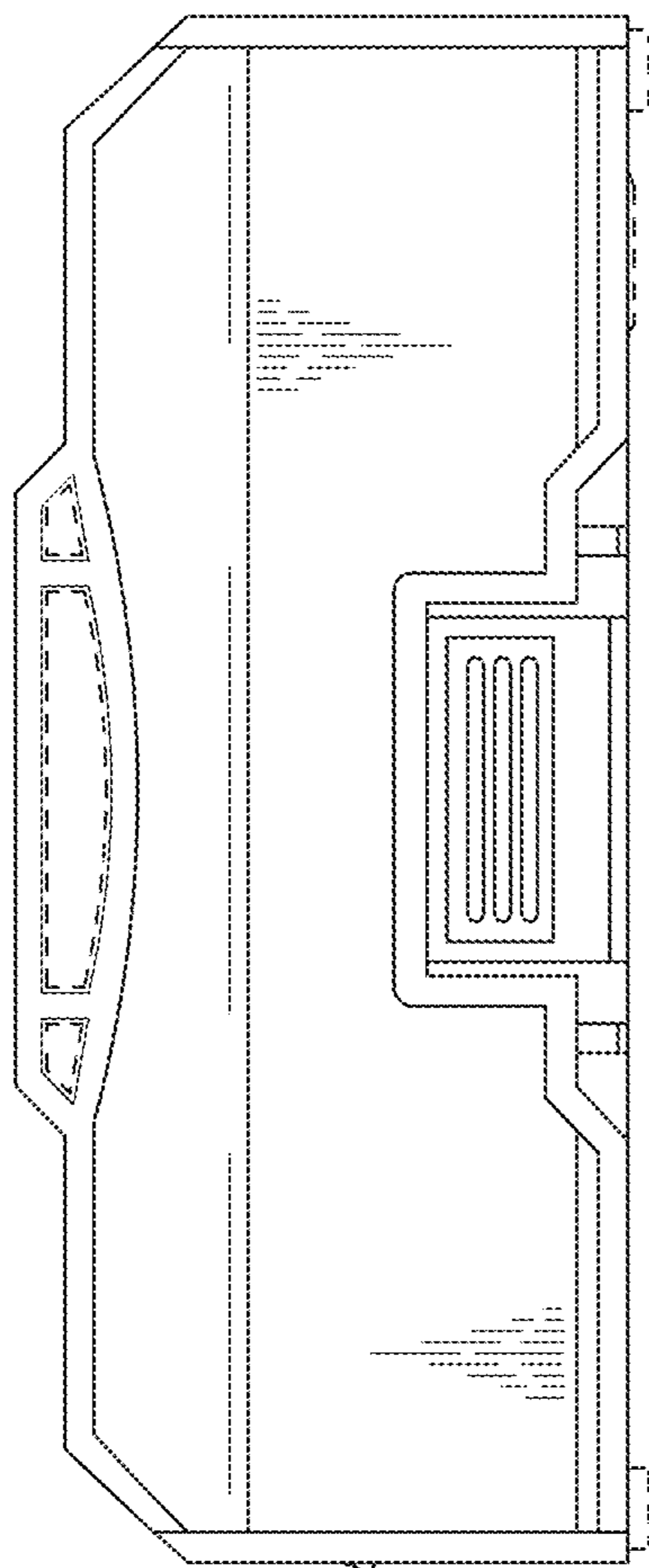


FIG. 5




FIG. 6

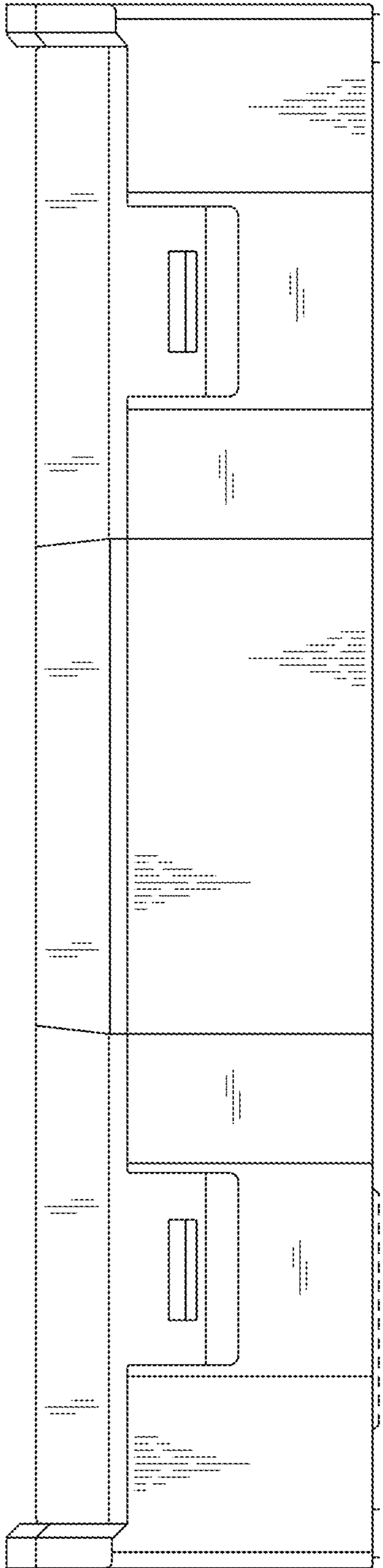


FIG. 7