

US00D750857S

(12) **United States Design Patent**
Cho et al.

(10) **Patent No.:** **US D750,857 S**
(45) **Date of Patent:** **** Mar. 1, 2016**

(54) **WASHING MACHINE**

(71) Applicant: **SAMSUNG ELECTRONICS CO., LTD.**, Suwon-si (KR)

(72) Inventors: **Chul-Yong Cho**, Seoul (KR); **Kisang Yoon**, Daejeonsi (KR); **Seonju Lee**, Seoul (KR); **Jongsu Jeon**, Sunngamsi (KR); **Chris Bangle**, Clavesana (IT)

(73) Assignee: **SAMSUNG ELECTRONICS CO., LTD.**, Suwon-Si, Gyeonggi-Do (KR)

(**) Term: **14 Years**

(21) Appl. No.: **29/473,344**

(22) Filed: **Nov. 21, 2013**

Related U.S. Application Data

(62) Division of application No. 29/441,395, filed on Jan. 4, 2013, now Pat. No. Des. 706,999.

(30) **Foreign Application Priority Data**

Jul. 5, 2012 (KR) 30-2012-0032841

(51) **LOC (10) Cl.** **15-05**

(52) **U.S. Cl.**
USPC **D32/25**

(58) **Field of Classification Search**
USPC D32/1-3, 6, 25, 28, 74; 15/257.1, 15/257.4; D12/90, 102-103, 173, 184, D12/410, 414.1; D24/123; D7/550.1, D7/553.2-553.3, 587; D14/204, 214
See application file for complete search history.

(56) **References Cited**

U.S. PATENT DOCUMENTS

1,570,368 A * 1/1926 Zeh 428/78
1,945,089 A * 1/1934 Small et al. 296/168
D96,789 S * 9/1935 Walker D32/6

3,004,789 A * 10/1961 Wicken 296/168
D267,937 S * 2/1983 Conroy et al. D12/102
D355,883 S * 2/1995 Simpkins D12/317
D357,893 S * 5/1995 Blount D12/315
D382,735 S * 8/1997 Zapf D6/492

(Continued)

FOREIGN PATENT DOCUMENTS

CN 301457509 * 2/2011
CN 301581496 * 6/2011

(Continued)

OTHER PUBLICATIONS

Amazon.com: Calphalon Classic Bakeware Cookie Sheets 2-Pack, review date Dec. 26, 2011, online, <http://www.amazon.com/Calphalon-Classic-Bakeware-17-Inch-Cookie/dp/B000F3V3J4>, [site visited Apr. 15, 2015 1:40:30 PM].*

(Continued)

Primary Examiner — John Windmuller

Assistant Examiner — John R Yeh

(74) *Attorney, Agent, or Firm* — Ladas & Parry LLP


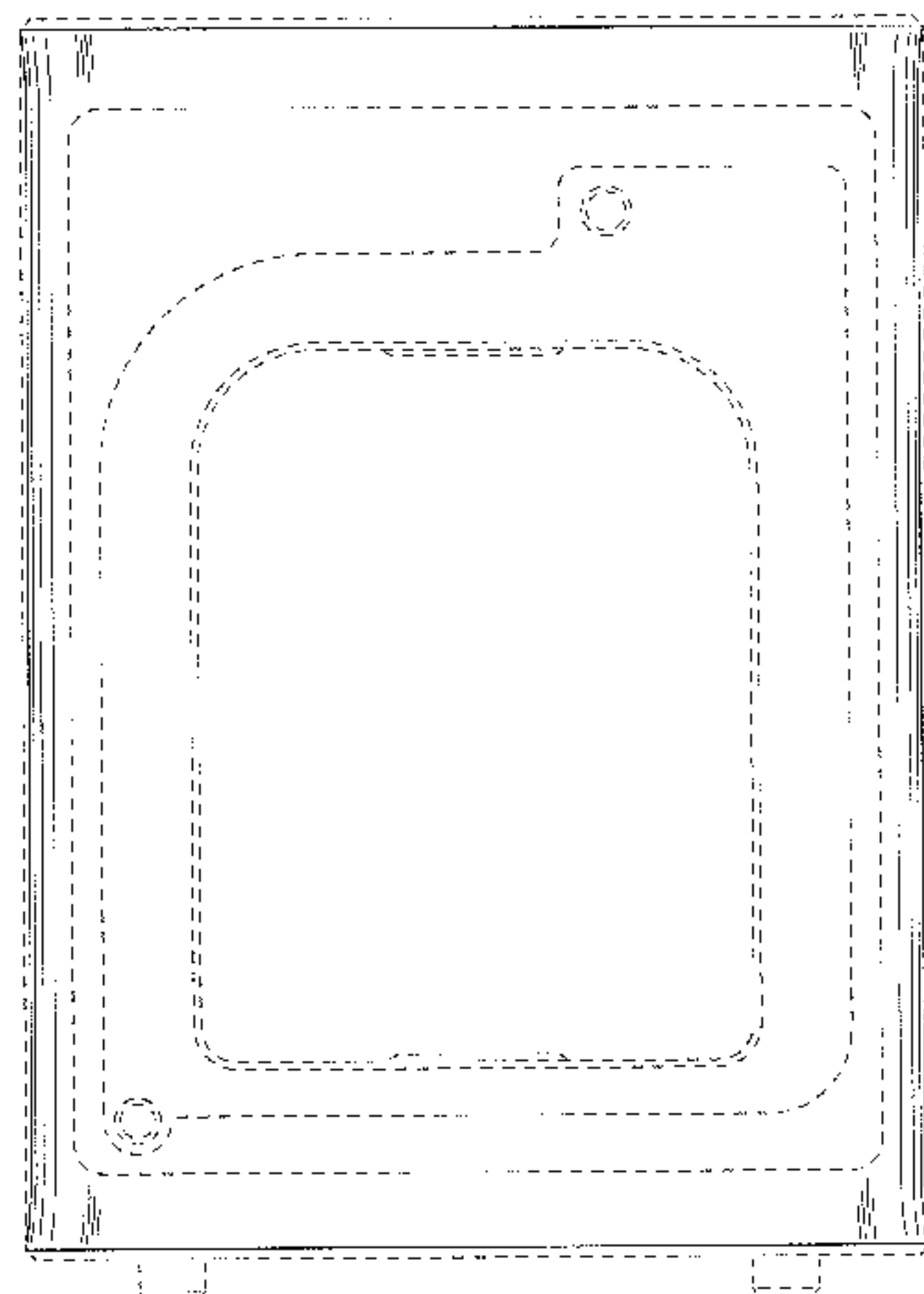
(57) **CLAIM**

We claim the ornamental design for a washing machine, as shown and described.

DESCRIPTION

FIG. 1 is a front/right-side/top perspective view of our new design for a washing machine;
FIG. 2 is a front-side elevational view thereof;
FIG. 3 is a rear-side elevational view thereof;
FIG. 4 is a left-side elevational view thereof;
FIG. 5 is a right-side elevational view thereof;
FIG. 6 is a top-side plan view thereof; and,
FIG. 7 is a bottom-side plan view thereof.
The broken lines shown in the drawings represent portions of the washing machine that form no part of the claimed design.

1 Claim, 7 Drawing Sheets



(56)

References Cited

U.S. PATENT DOCUMENTS

D392,243 S * 3/1998 Anderson D12/317
 5,744,218 A * 4/1998 Barnes 428/192
 D397,116 S * 8/1998 Tatsumi D14/214
 5,906,287 A * 5/1999 Kohnen 220/3.2
 D491,553 S * 6/2004 Cook D14/214
 D606,466 S * 12/2009 Larson D12/173
 D616,162 S * 5/2010 Park et al. D32/6
 D618,864 S * 6/2010 Jeon et al. D32/6
 D626,299 S * 10/2010 Lee et al. D32/6
 D670,266 S * 11/2012 Swendseid D14/204
 D692,862 S * 11/2013 Tanaka D14/214
 D706,999 S * 6/2014 Cho et al. D32/6
 D716,119 S * 10/2014 Elston D8/10
 D726,094 S * 4/2015 Simecek et al. D12/400

FOREIGN PATENT DOCUMENTS

WO WO D074230-001 * 9/2010

WO WO D074701-001 * 11/2010

OTHER PUBLICATIONS

Parking Canopy, Vehicle Parking Canopy Manufacturers, website
 copyright 2010, online, [http://www.
 thenexusarchitecturalproducts.com/parking-canopy-1.htm](http://www.thenexusarchitecturalproducts.com/parking-canopy-1.htm), [site
 visited Mar. 16, 2015 1:49:44 PM].*
 boatcovers.com, wayback date Feb. 17, 2011, online, [http://web.
 archive.org/web/20110217230045/http://www.boatcovers.com.au/](http://web.archive.org/web/20110217230045/http://www.boatcovers.com.au/),
 [site visited Mar. 16, 2015 12:46:54 PM].*
 FBT X Lite 12A Speaker Covers, website copyright 2012, online,
[http://www.djsupplies.co.uk/fbt-x-lite-12a-speaker-covers-1881-p.
 asp](http://www.djsupplies.co.uk/fbt-x-lite-12a-speaker-covers-1881-p.asp), [site visited Mar. 16, 2015 1:35:12 PM].*

* cited by examiner

FIG. 1

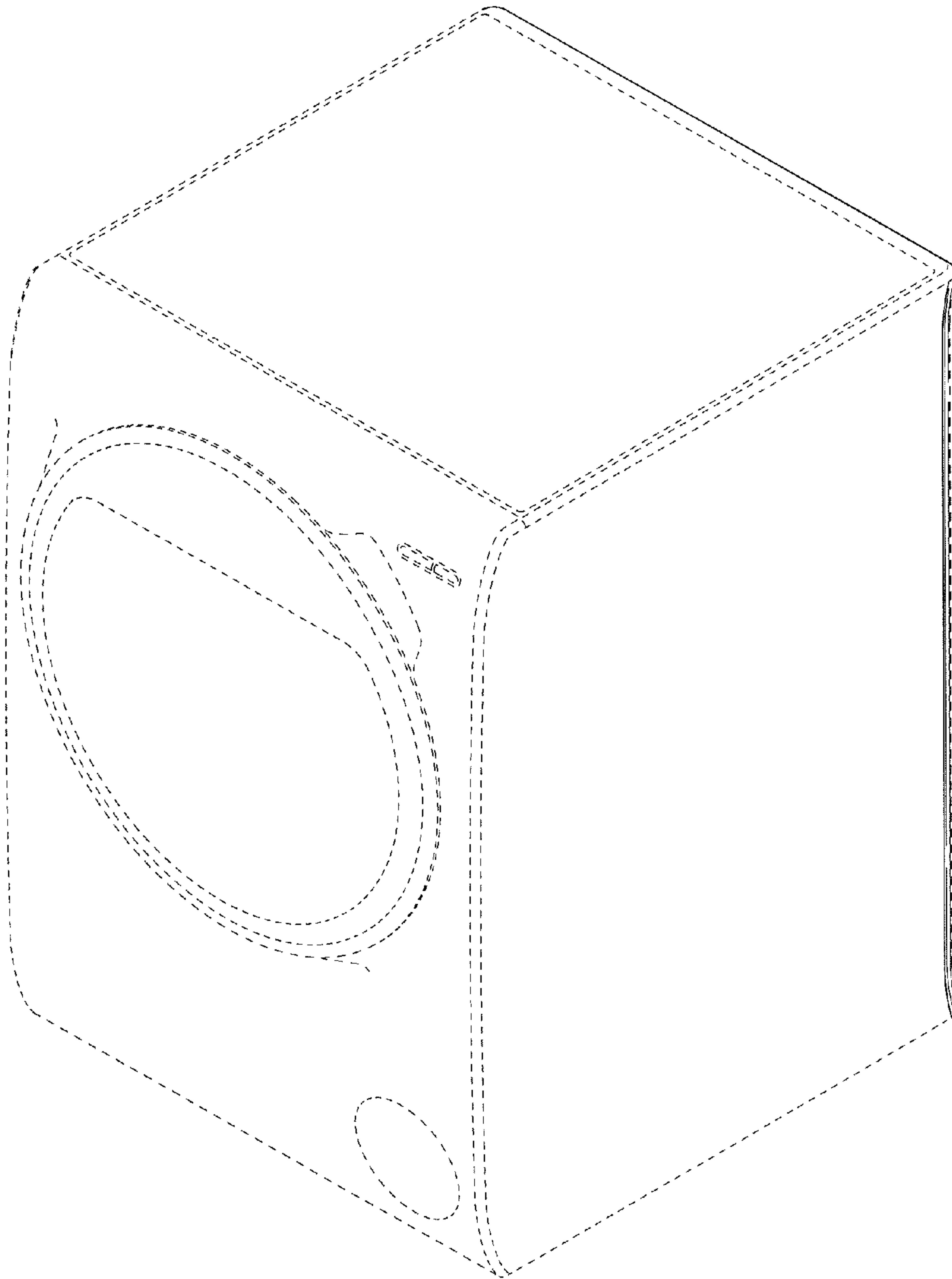


FIG. 2

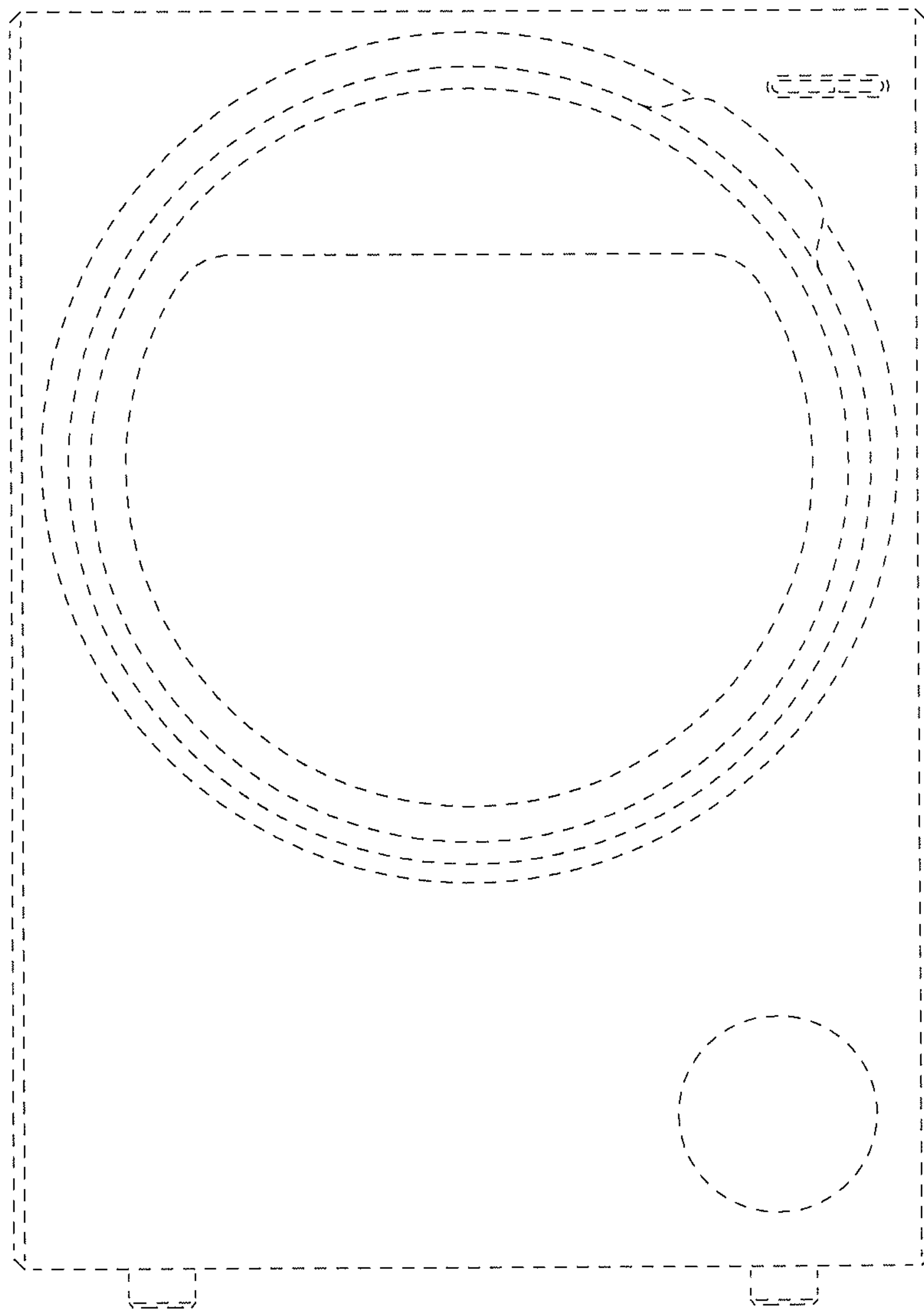


FIG. 3

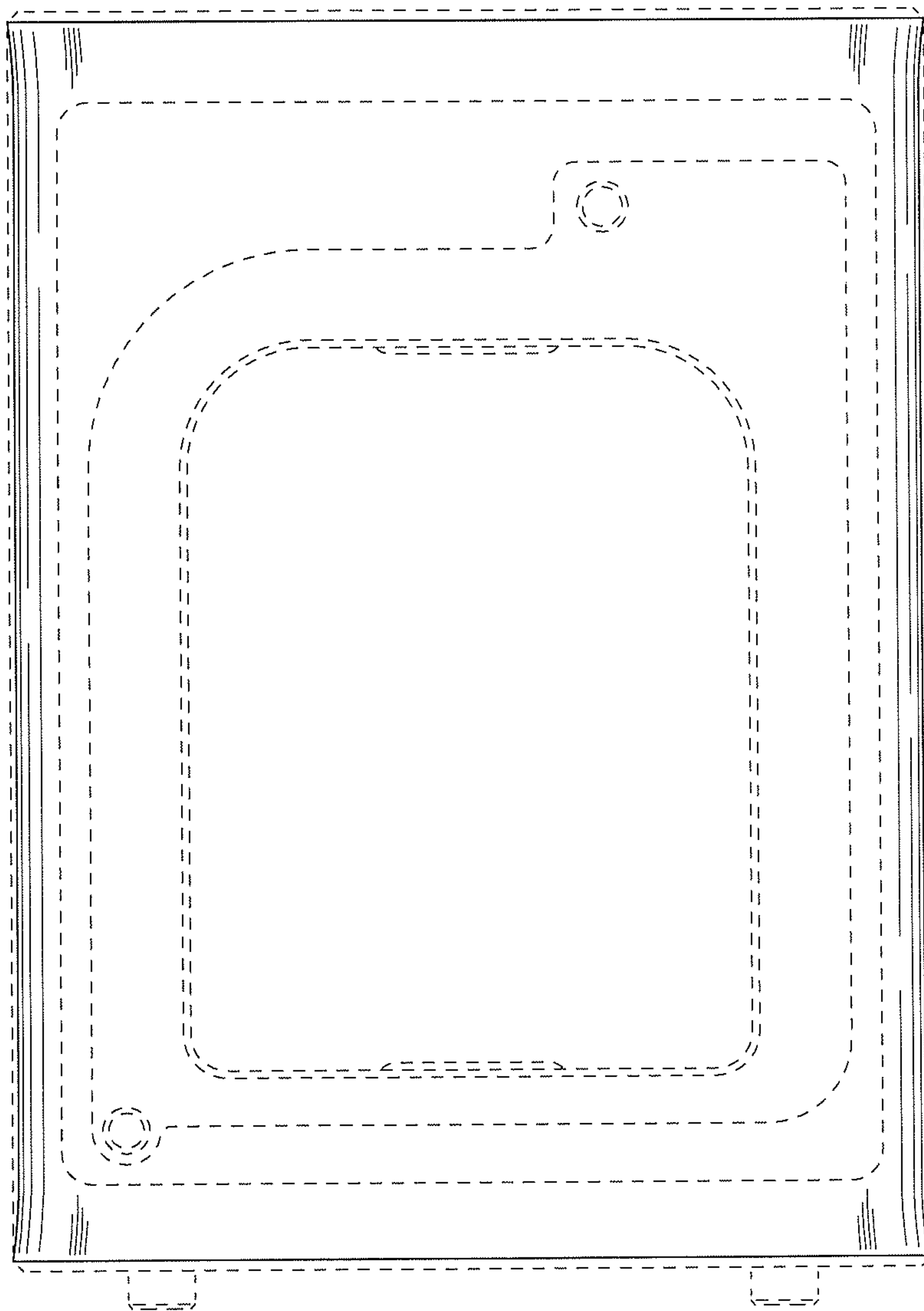


FIG. 4




FIG. 5




FIG. 6




FIG. 7

