



US00D750838S

(12) **United States Design Patent**
Szymanski

(10) **Patent No.:** **US D750,838 S**
(45) **Date of Patent:** **** Mar. 1, 2016**

(54) **SHAVING DEVICE**
(71) Applicant: **Aaron Szymanski**, Thomaston, CT (US)
(72) Inventor: **Aaron Szymanski**, Thomaston, CT (US)
(73) Assignee: **IdeaVillage Products Corporation**,
Wayne, NJ (US)
(**) Term: **14 Years**

D634,069	S	*	3/2011	Stowers	D28/54
D717,491	S	*	11/2014	Stowers	D28/49
D717,494	S	*	11/2014	Stowers	D28/54
D728,159	S	*	4/2015	Szymanski	D28/49
D728,160	S	*	4/2015	Szymanski	D28/49
2006/0156551	A1	*	7/2006	Khubani	B26B 19/06 30/130
2011/0010942	A1	*	1/2011	Lau	B26B 19/06 30/29.5
2012/0192436	A1	*	8/2012	Toy	B26B 19/06 30/216
2015/0251325	A1	*	9/2015	Teteak	B26B 19/06 30/228

(21) Appl. No.: **29/474,379**
(22) Filed: **Aug. 27, 2014**
(51) **LOC (10) Cl.** **28-03**
(52) **U.S. Cl.**
USPC **D28/49**; D28/53
(58) **Field of Classification Search**
USPC D28/44, 49-54
CPC B26B 19/00-19/107; B26B 19/12-19/22;
B26B 19/28-19/36; B26B 19/3806-19/3826;
B26B 19/384; B26B 19/3846; B26B
19/3853-19/3866; B26B 19/3886; B26B
19/42; B26B 19/38
See application file for complete search history.

* cited by examiner

Primary Examiner — Jennifer Rivard
(74) *Attorney, Agent, or Firm* — Dan DeLa Rosa

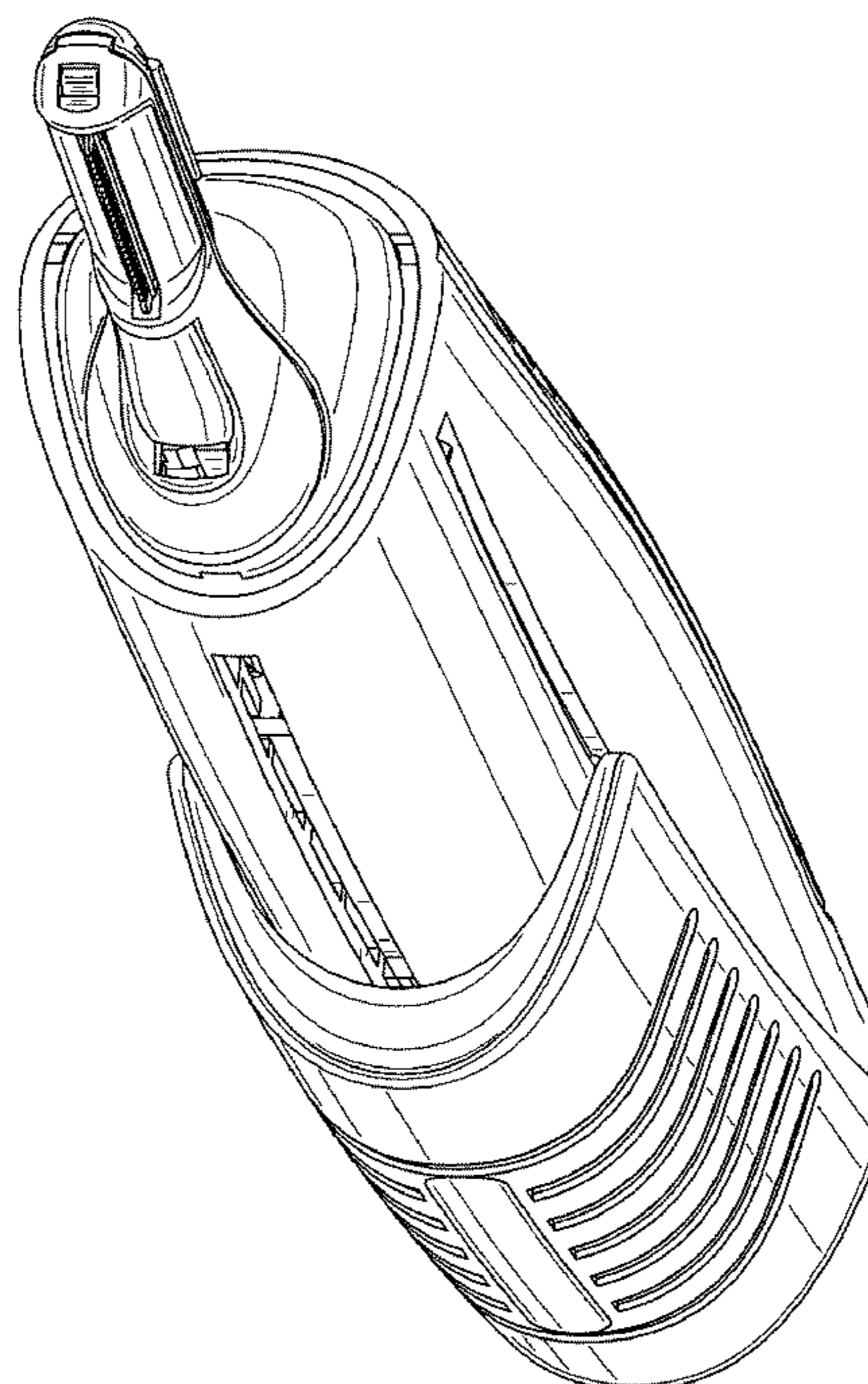
(57) **CLAIM**
The ornamental design for a shaving device, as shown and described.

DESCRIPTION

FIG. 1 is a front perspective view of the shaving device of the present invention showing my new design;
FIG. 2 is a side elevational view thereof;
FIG. 3 is another side elevational view thereof;
FIG. 4 is a top plan view thereof;
FIG. 5 is a bottom plan view thereof;
FIG. 6 is a back side elevational view thereof; and,
FIG. 7 is a front side elevational view thereof.
The broken lines illustrate portions of the shaving device and form no part of the claimed design.

(56) **References Cited**
U.S. PATENT DOCUMENTS
D503,495 S * 3/2005 Maeda D28/53
D620,644 S * 7/2010 Lau D28/54
D634,067 S * 3/2011 Stowers D28/53
D634,068 S * 3/2011 Stowers D28/53

1 Claim, 6 Drawing Sheets



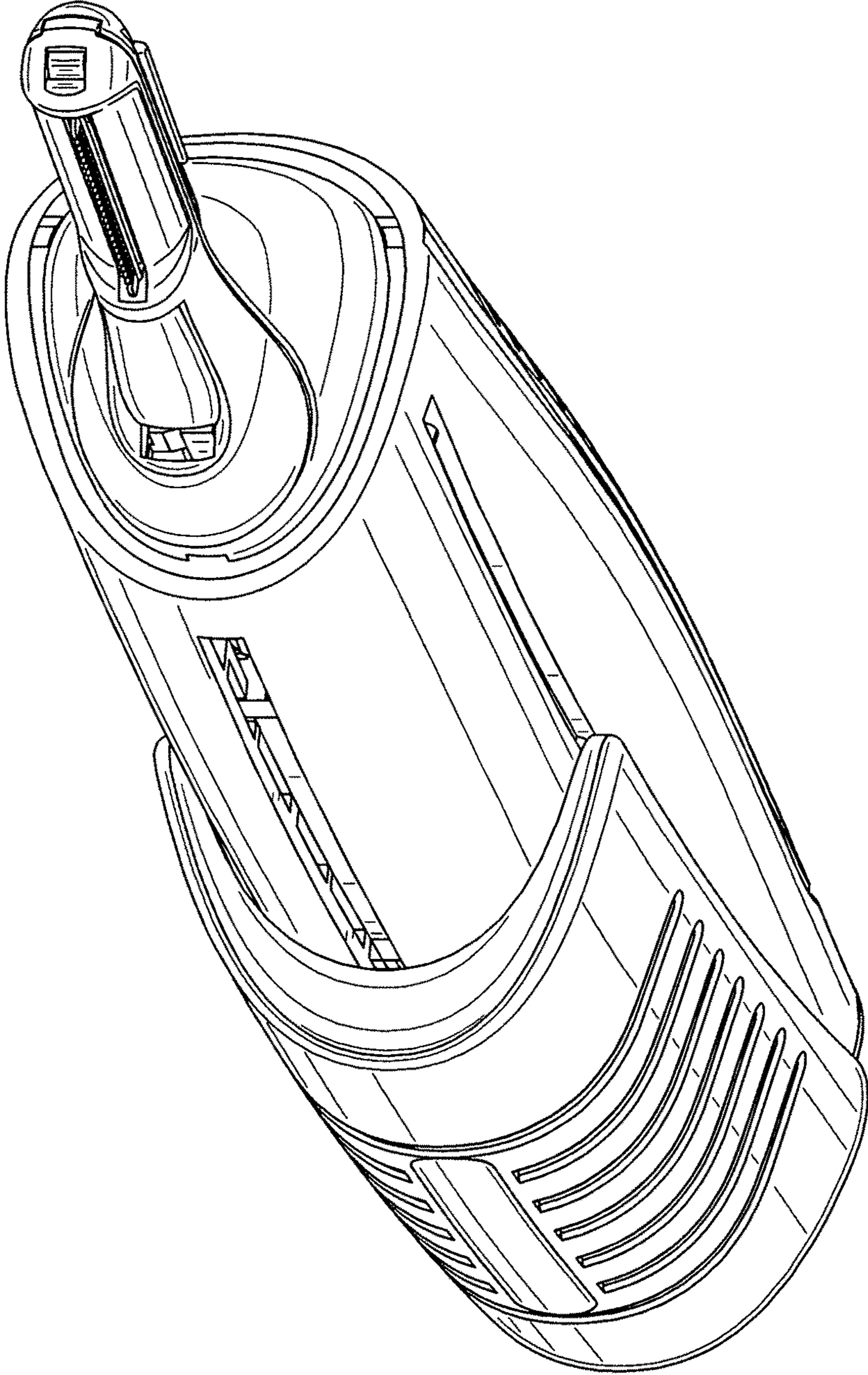


FIG. 1

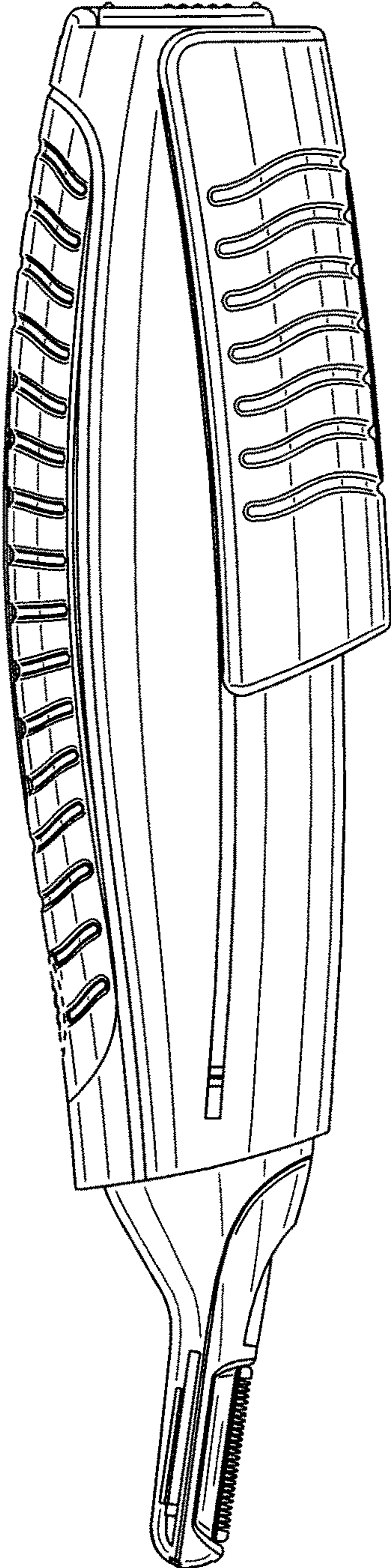


FIG. 2

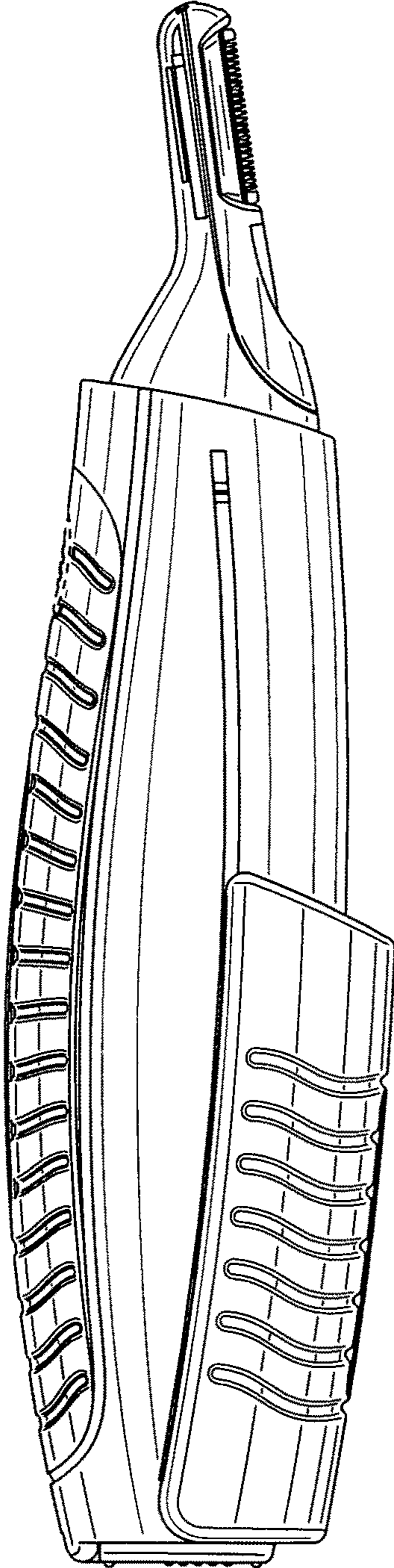


FIG. 3

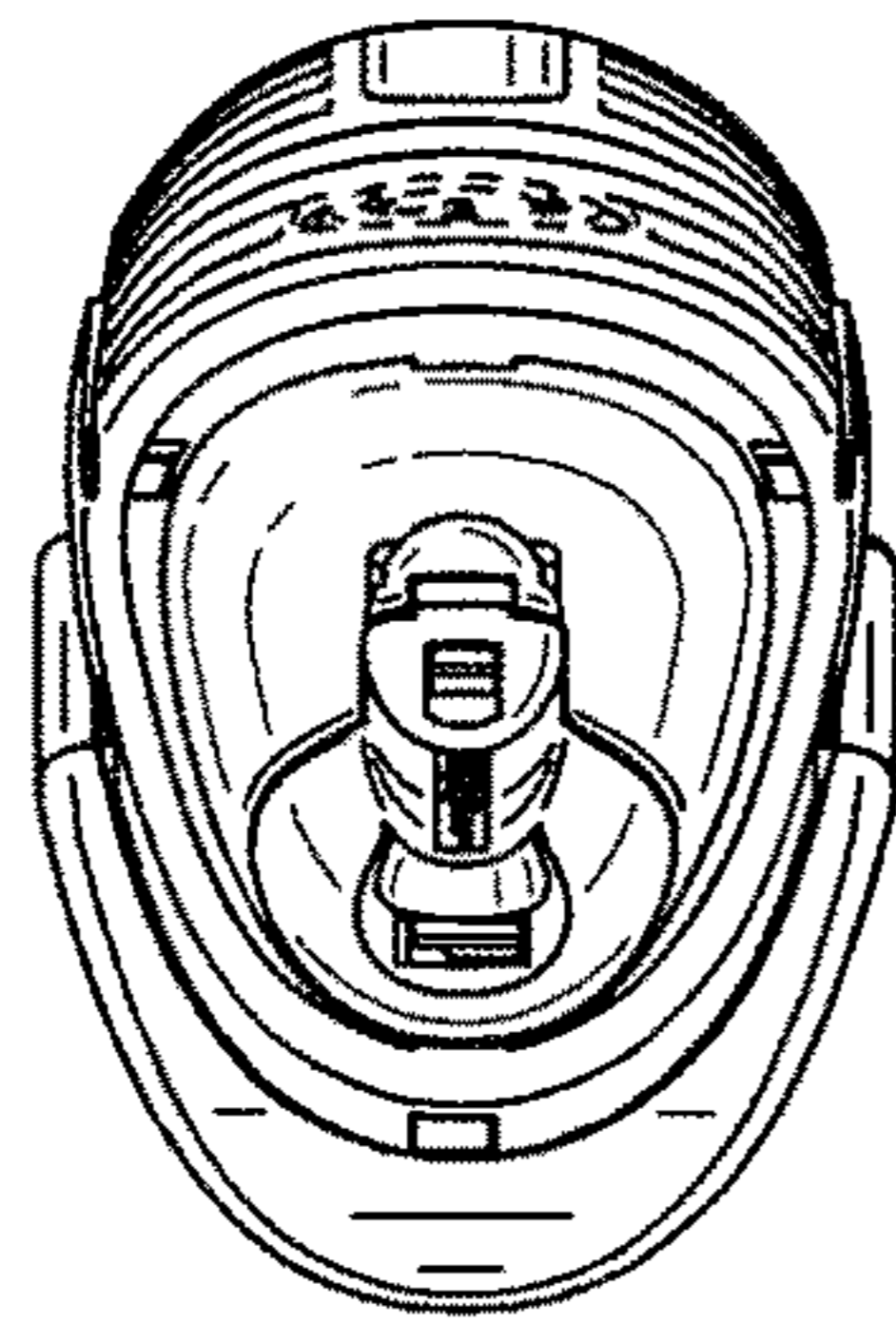


FIG. 4

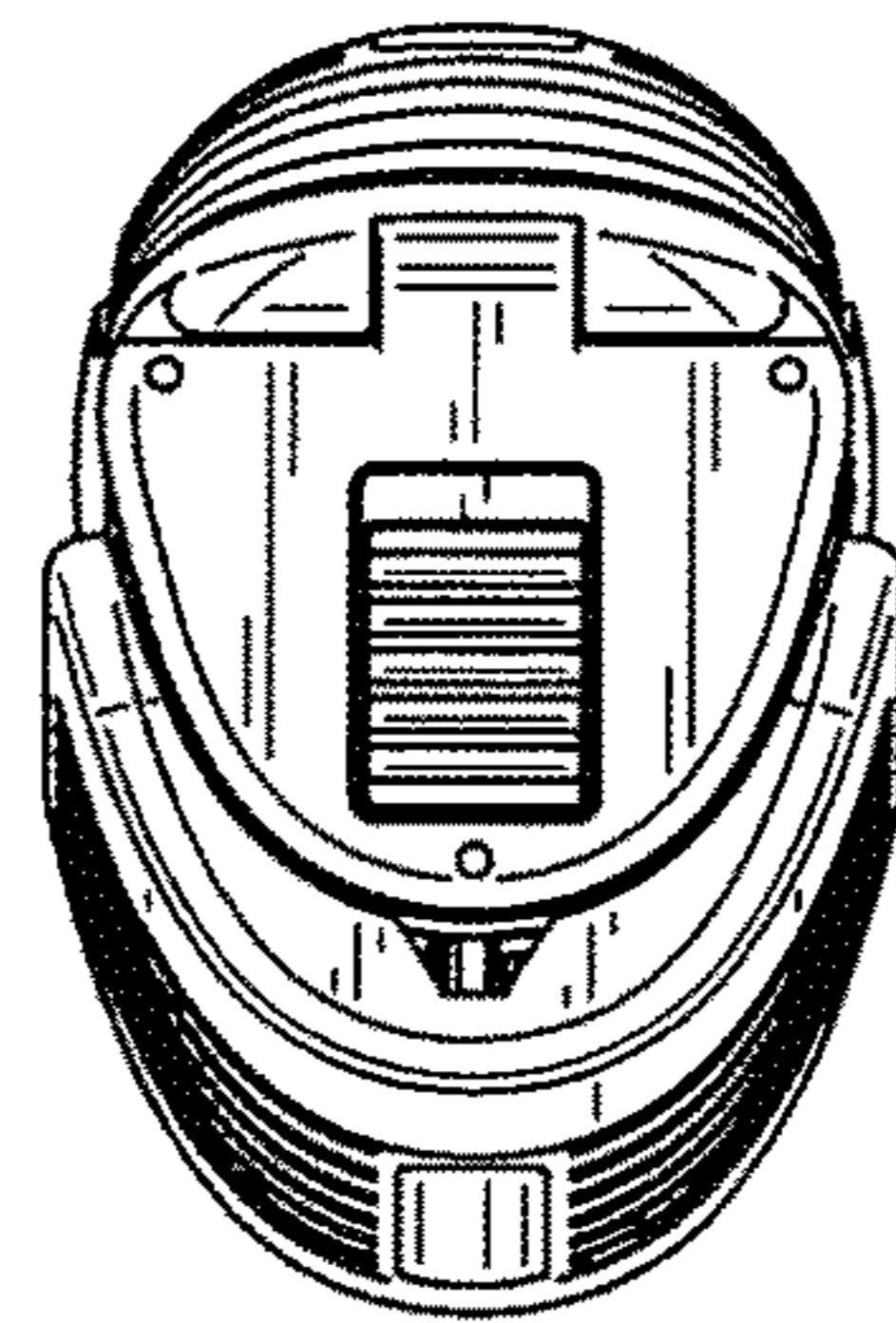


FIG. 5

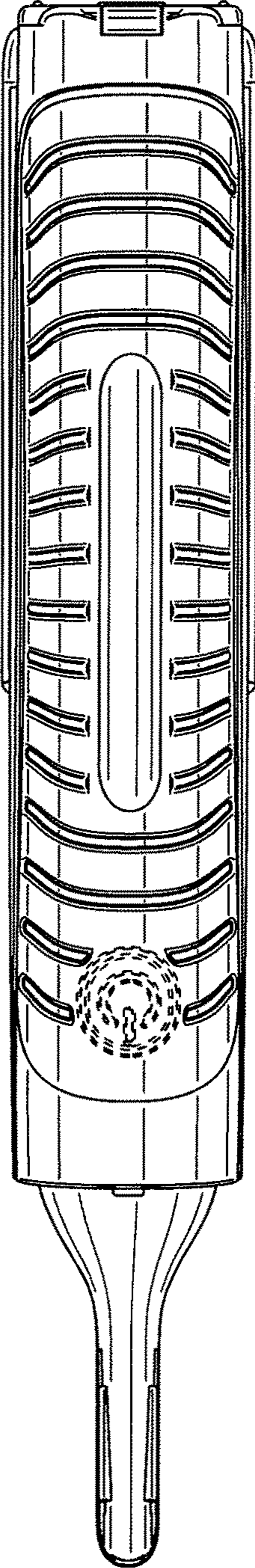


FIG. 6




FIG. 7