



US00D750830S

(12) **United States Design Patent**
Dyson et al.

(10) **Patent No.:** **US D750,830 S**
(45) **Date of Patent:** **** Mar. 1, 2016**

(54) **LIGHT FIXTURE**
(71) Applicant: **Jake Dyson LLP**, London (GB)
(72) Inventors: **Jacob Dyson**, London (GB); **Douglas Andrew Inge**, London (GB); **Samuel Emrys James**, London (GB)
(73) Assignee: **DYSON TECHNOLOGY LIMITED**, Wiltshire (GB)
(**) Term: **14 Years**

D304,173 S * 10/1989 Frassati D13/155
D461,928 S * 8/2002 De'Armond D26/142
D480,172 S * 9/2003 Herst D26/121
D581,062 S * 11/2008 Kawagoe D26/2
D588,286 S * 3/2009 Kawagoe D26/2
D600,851 S * 9/2009 Nourishad D26/120
D629,958 S * 12/2010 Kong D26/118
D632,836 S * 2/2011 Kuchar D26/128
D636,529 S * 4/2011 Loraing D26/138
D636,929 S * 4/2011 Kong D26/138
D662,255 S * 6/2012 Klu D26/138
D670,843 S * 11/2012 von Waldthausen D26/37
D672,004 S * 12/2012 Stracener D22/108

(Continued)

(21) Appl. No.: **29/502,359**

OTHER PUBLICATIONS

(22) Filed: **Sep. 15, 2014**

Fluorescent track light, image post date 2014, site visited Oct. 18, 2015, (online), <<http://www.archiexpo.com/prod/fagerhult/product-58440-625306.html>>.*

(30) **Foreign Application Priority Data**

Mar. 14, 2013 (EP) 002425777-0001
Mar. 14, 2013 (EP) 002425777-0002
Mar. 14, 2013 (EP) 002425777-0003

Primary Examiner — Kevin Rudzinski
Assistant Examiner — Sean D Lough
(74) *Attorney, Agent, or Firm* — Wolf, Greenfield & Sacks, P.C.

(51) **LOC (10) Cl.** **26-99**

(52) **U.S. Cl.**
USPC **D26/113**

(57) **CLAIM**
The ornamental design for a light fixture, as shown and described.

(58) **Field of Classification Search**
USPC D10/18, 21, 24, 25, 27, 28, 46, 93, 104, D10/106, 113, 116.1, 121; D26/72, 118, D26/120, 124, 138, 2, 89, 142
CPC A63H 30/04; G05G 2009/04748; H04B 1/1027; F21S 8/04; F21S 2/005; F21S 2/00; B29D 21/04; F21V 15/015; F21V 27/00; F21V 21/14; F21V 21/005; F21Y 2103/00; F41C 27/00; F41C 33/0254
See application file for complete search history.

DESCRIPTION

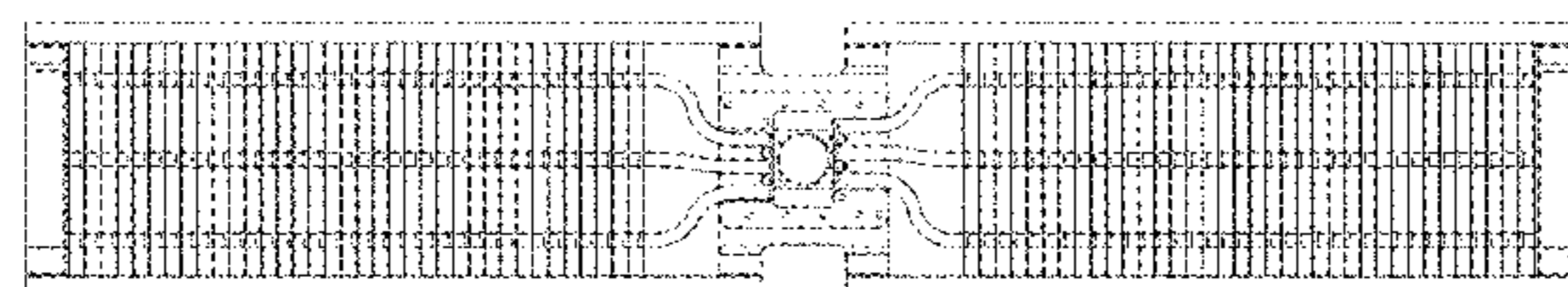
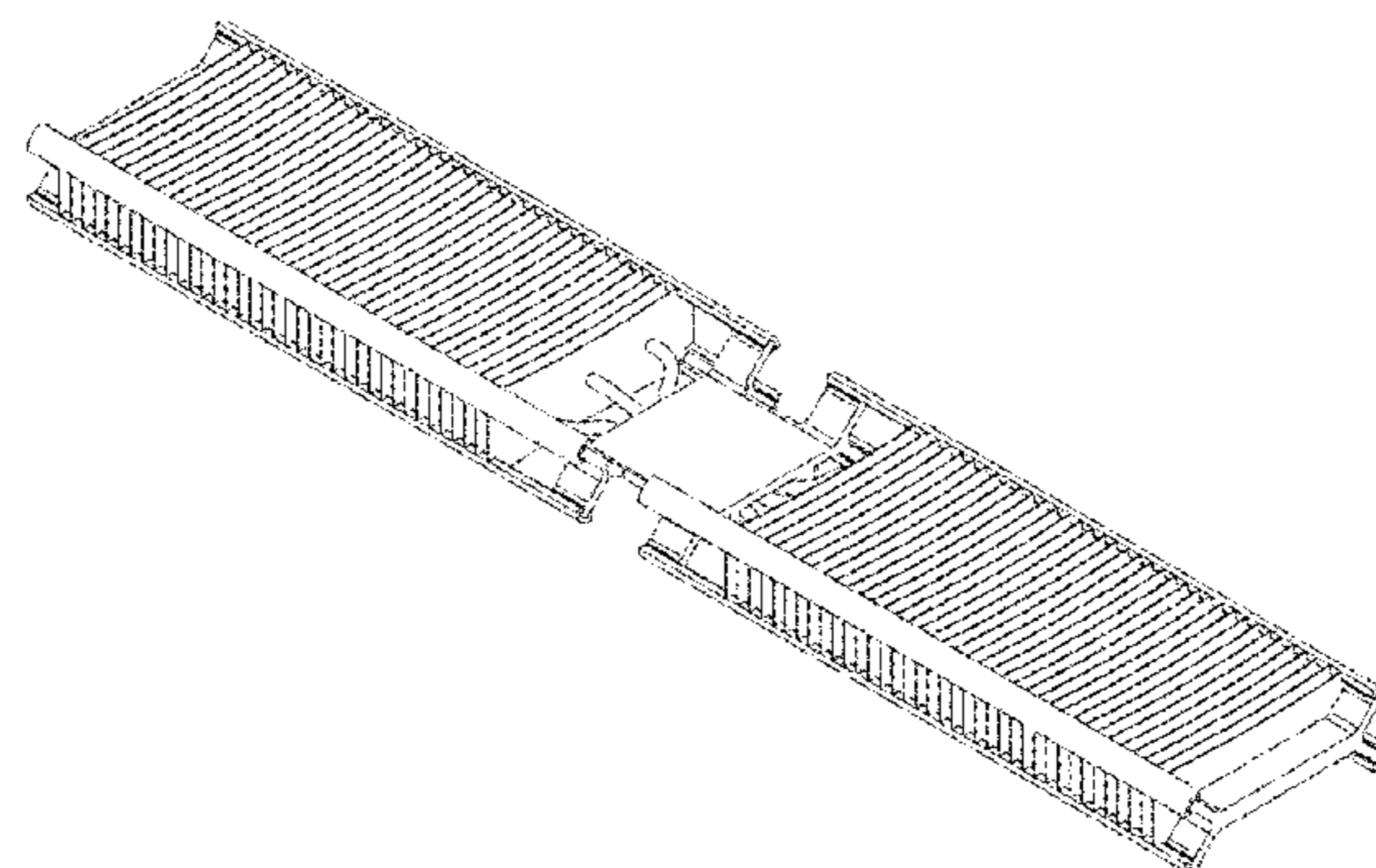
FIG. 1 is a perspective view of the light fixture showing our new design;
FIG. 2 is a front view thereof;
FIG. 3 is a rear view thereof;
FIG. 4 is a top plan view thereof;
FIG. 5 is a bottom plan view thereof; and,
FIG. 6 is a side view thereof.
The broken lines present in Fig. views 2, 3 and 5 illustrate portions of the light fixture that form no part of the claimed design.

(56) **References Cited**

U.S. PATENT DOCUMENTS

D117,643 S * 11/1939 Stewart D26/77
D245,536 S * 8/1977 Segil D26/121
D279,506 S * 7/1985 Simson D26/113

1 Claim, 1 Drawing Sheet



(56)

References Cited

U.S. PATENT DOCUMENTS

D674,132 S * 1/2013 Shemitz-Walker D26/122
 D675,772 S * 2/2013 Tran D26/120
 D676,185 S * 2/2013 Piepgras D26/113
 8,376,583 B2 * 2/2013 Wang F21V 17/002
 362/249.02
 D681,265 S * 4/2013 Kim D26/141
 D682,135 S * 5/2013 Grote, Jr. D10/114.4
 D690,839 S * 10/2013 Wang D26/24
 D690,859 S * 10/2013 Mollaghaffari D26/63
 D693,960 S * 11/2013 Shemitz-Walker D26/118
 D697,247 S * 1/2014 Mollaghaffari D26/76
 D697,646 S * 1/2014 He D26/24
 D697,653 S * 1/2014 Wessel D26/76
 D698,481 S * 1/2014 Wasserman D26/120
 D699,886 S * 2/2014 Wilke D26/113
 D701,279 S * 3/2014 Clark D22/108

D703,863 S * 4/2014 Cho D26/113
 D709,159 S * 7/2014 Gibson D22/108
 D712,582 S * 9/2014 Yanping D26/74
 D714,486 S * 9/2014 Wilke D26/113
 D715,992 S * 10/2014 Schroeder D26/138
 D715,994 S * 10/2014 Klus D26/141
 D726,361 S * 4/2015 Rischau D26/107
 D730,448 S * 5/2015 Rau D19/194
 D730,568 S * 5/2015 Mahowald D26/118
 D731,103 S * 6/2015 Wilke D26/72
 D731,688 S * 6/2015 Piano D26/63
 D732,234 S * 6/2015 Rashidi Doust D26/118
 D733,355 S * 6/2015 Klus D26/138
 D733,669 S * 7/2015 Freeman D13/180
 D734,532 S * 7/2015 Gordin D26/118
 D735,391 S * 7/2015 Blessitt D26/74
 D736,612 S * 8/2015 Sickler, Jr. D8/396
 2010/0296287 A1 * 11/2010 Huang F21V 15/013
 362/249.02

* cited by examiner

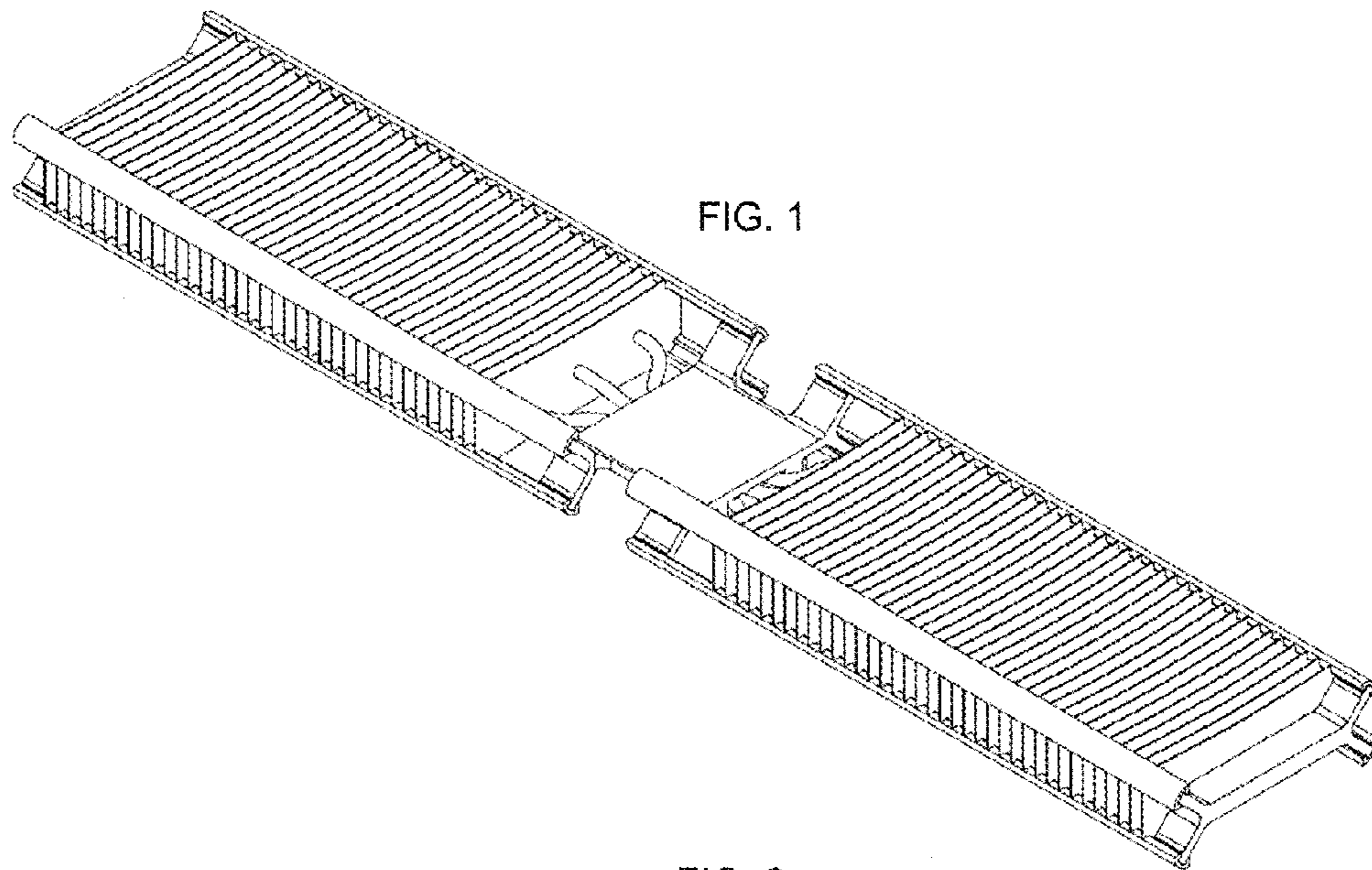


FIG. 2




FIG. 3




FIG. 4

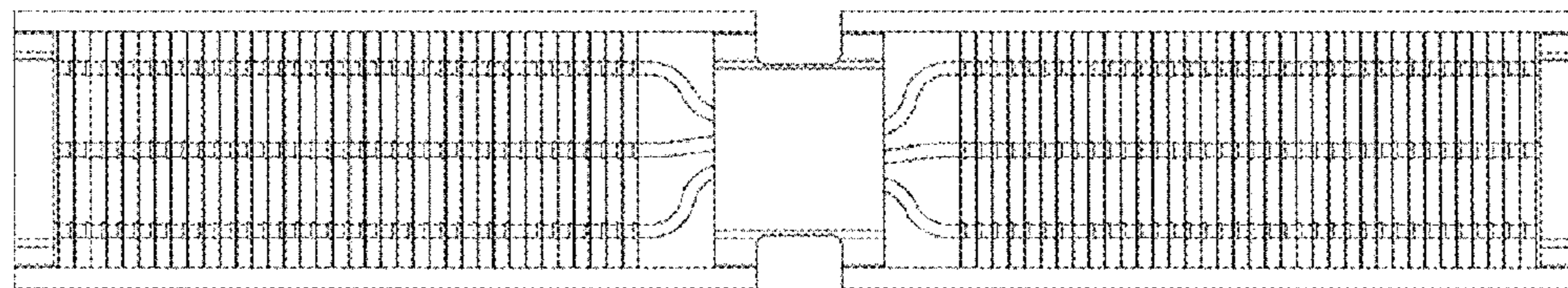


FIG. 5

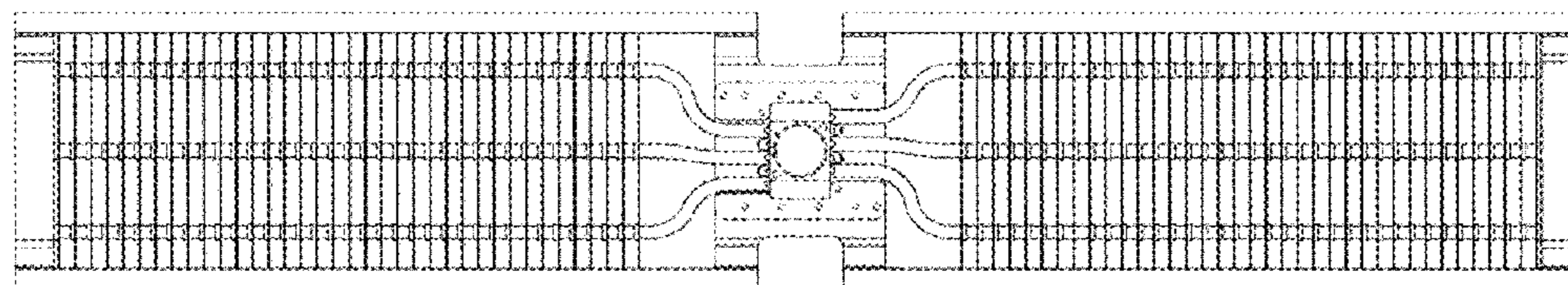



FIG. 6



UNITED STATES PATENT AND TRADEMARK OFFICE
CERTIFICATE OF CORRECTION

PATENT NO. : D750,830 S
APPLICATION NO. : 29/502359
DATED : March 1, 2016
INVENTOR(S) : Jacob Dyson et al.

Page 1 of 1

It is certified that error appears in the above-identified patent and that said Letters Patent is hereby corrected as shown below:

Title Page item (30) Foreign Application Priority Data, please amend the priority data as follows:

Change “Mar. 14, 2013 (EP)” to --Mar. 14, 2014 (EM)--.....002425777-0001

Change “Mar. 14, 2013 (EP)” to --Mar. 14, 2014 (EM)--.....002425777-0002

Change “Mar. 14, 2013 (EP)” to --Mar. 14, 2014 (EM)--.....002425777-0003

Signed and Sealed this
Fourteenth Day of June, 2016



Michelle K. Lee
Director of the United States Patent and Trademark Office