



US00D750790S

(12) **United States Design Patent**
Ortega

(10) **Patent No.:** **US D750,790 S**
(45) **Date of Patent:** **** Mar. 1, 2016**

- (54) **POPLITEAL OPEN/CLOSED KNEE BRACE**
- (71) Applicant: **WEBER ORTHOPEDIC, INC.**, Santa Paula, CA (US)
- (72) Inventor: **Martha Ortega**, Oxnard, CA (US)
- (73) Assignee: **WEBER ORTHOPEDIC INC.**, Santa Paula, CA (US)
- (**) Term: **14 Years**
- (21) Appl. No.: **29/496,522**
- (22) Filed: **Jul. 14, 2014**

| | | | | | | |
|--------------|----|---|---------|------------|-------|-----------------------|
| D573,713 | S | * | 7/2008 | Mueller | | D24/190 |
| D635,267 | S | * | 3/2011 | Chiang | | D24/190 |
| D638,546 | S | * | 5/2011 | Janzon | | D24/190 |
| D720,860 | S | * | 1/2015 | Meyer | | D24/190 |
| D733,894 | S | * | 7/2015 | Ortega | | D24/190 |
| 2003/0204156 | A1 | * | 10/2003 | Nelson | | A61F 5/0106 602/26 |
| 2004/0153017 | A1 | * | 8/2004 | Simmons | | A61F 5/0109 602/26 |
| 2004/0176715 | A1 | * | 9/2004 | Nelson | | A61F 5/0106 602/26 |
| 2004/0225245 | A1 | * | 11/2004 | Nelson | | A61F 5/0123 602/26 |
| 2005/0038367 | A1 | * | 2/2005 | McCormick | | A61F 5/0106 602/26 |
| 2012/0109031 | A1 | * | 5/2012 | Vollbrecht | | A61F 13/062 602/5 |

Related U.S. Application Data

- (62) Division of application No. 29/469,096, filed on Oct. 7, 2013, now Pat. No. Des. 733,894.
- (51) **LOC (10) Cl.** **24-04**
- (52) **U.S. Cl.**
USPC **D24/190**
- (58) **Field of Classification Search**
USPC D24/188, 189, 190; D29/120.1, 121.1
CPC A61H 9/0078; A61H 2209/00; A61H 2205/106; A61H 2201/1697; A61H 9/0092; A61H 2205/10; A61F 13/085; A61F 5/0123; A61F 5/0106; A61F 5/0109; A61F 2005/0176
See application file for complete search history.

* cited by examiner

Primary Examiner — George D Kirschbaum
Assistant Examiner — Jennifer Watkins
(74) *Attorney, Agent, or Firm* — Paul Y. Feng; One LLP

(57) **CLAIM**

The design for a popliteal open/closed knee brace, as shown and described.

DESCRIPTION

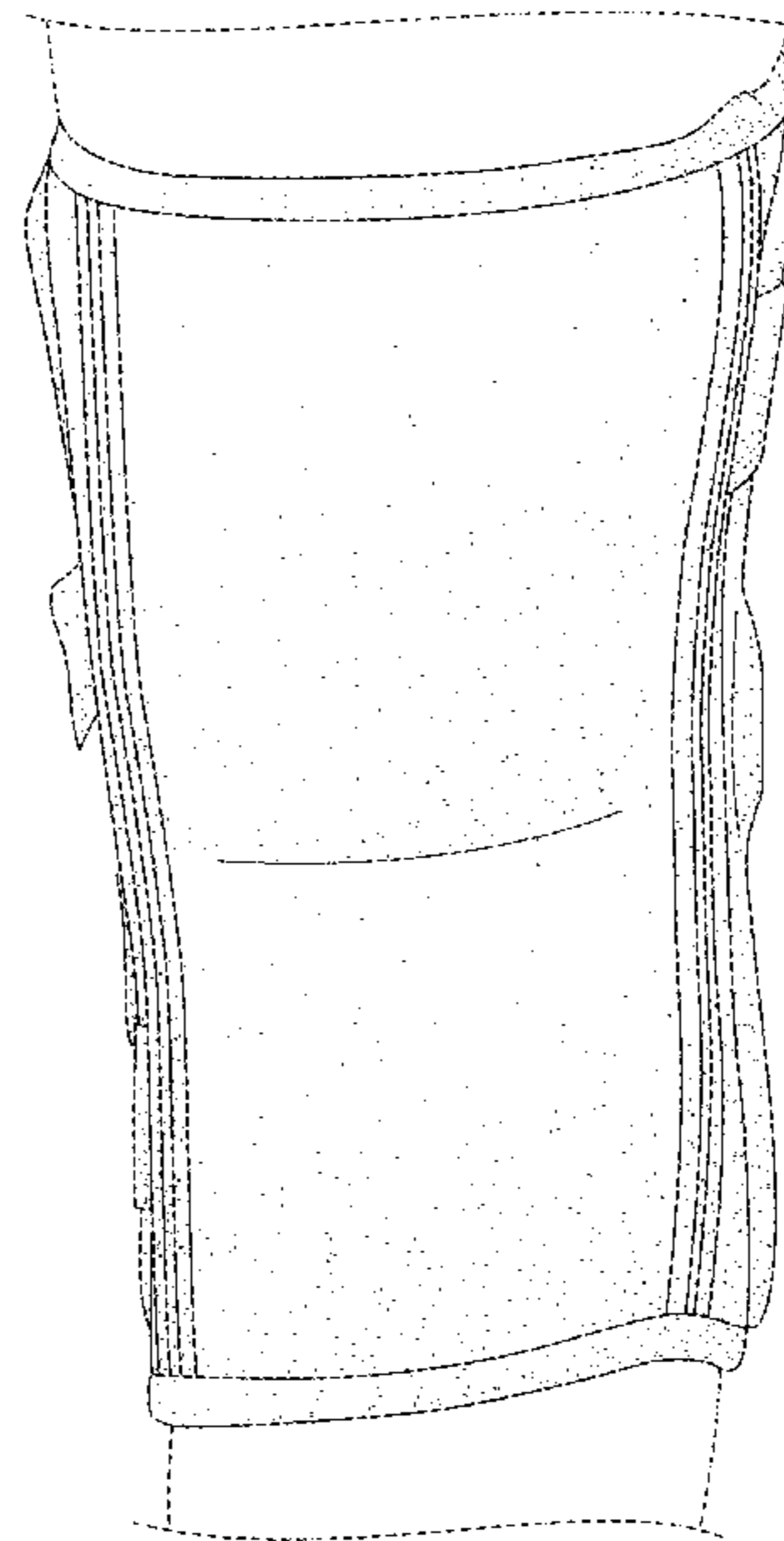
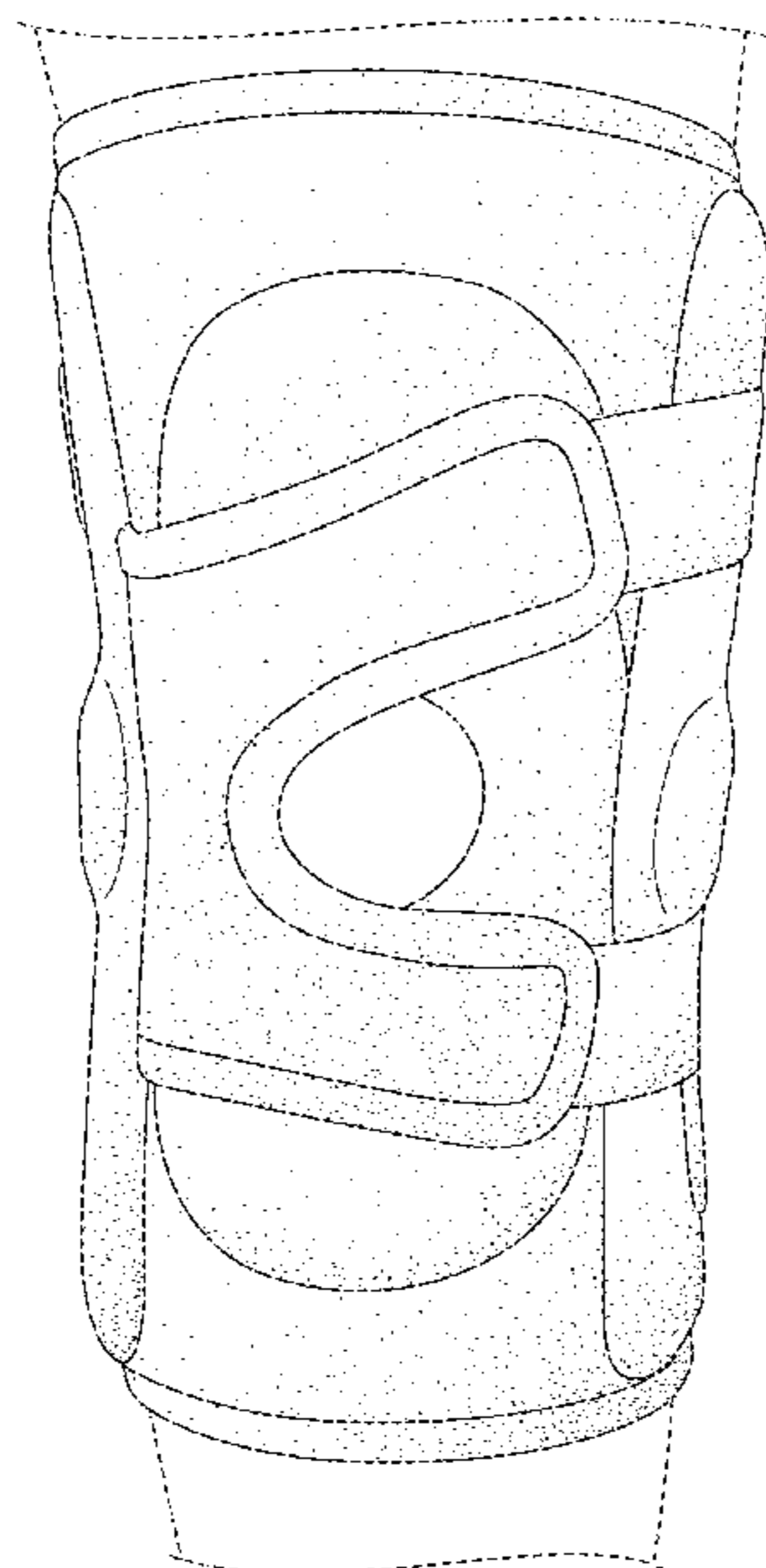
FIG. 1 is a front view of a popliteal open/closed knee brace; FIG. 2 is a right side view thereof; FIG. 3 is a rear view thereof; FIG. 4 is a left side view thereof; and, FIG. 5 is a right front perspective view thereof. The broken lines showing a human leg in the drawings are for the purpose of illustrating environment that forms no part of the claim.

1 Claim, 5 Drawing Sheets

(56) **References Cited**

U.S. PATENT DOCUMENTS

- 5,334,135 A * 8/1994 Grim A61F 5/0102
2/22
- D444,563 S * 7/2001 Rodgers D24/190



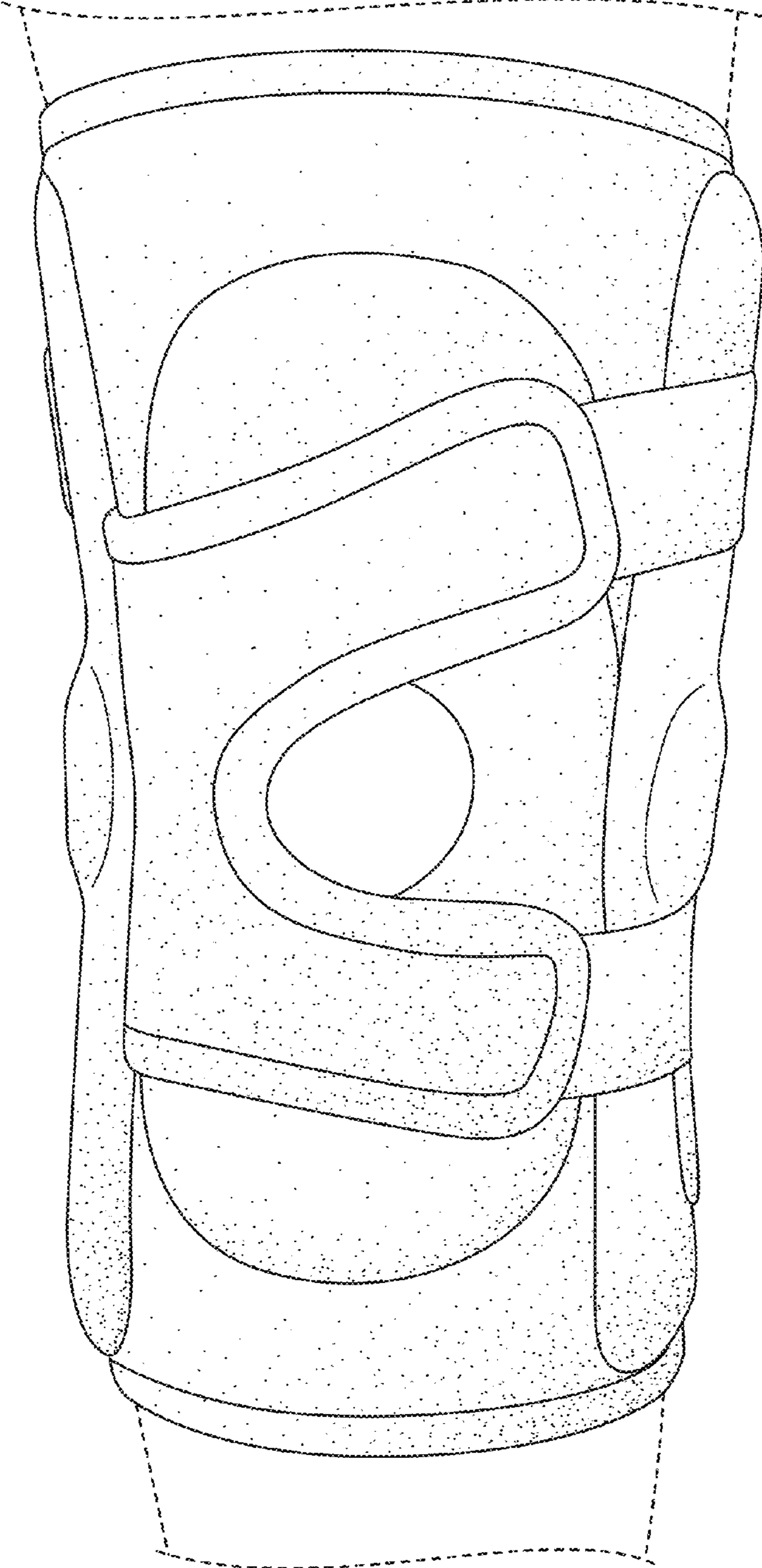


FIG. 1

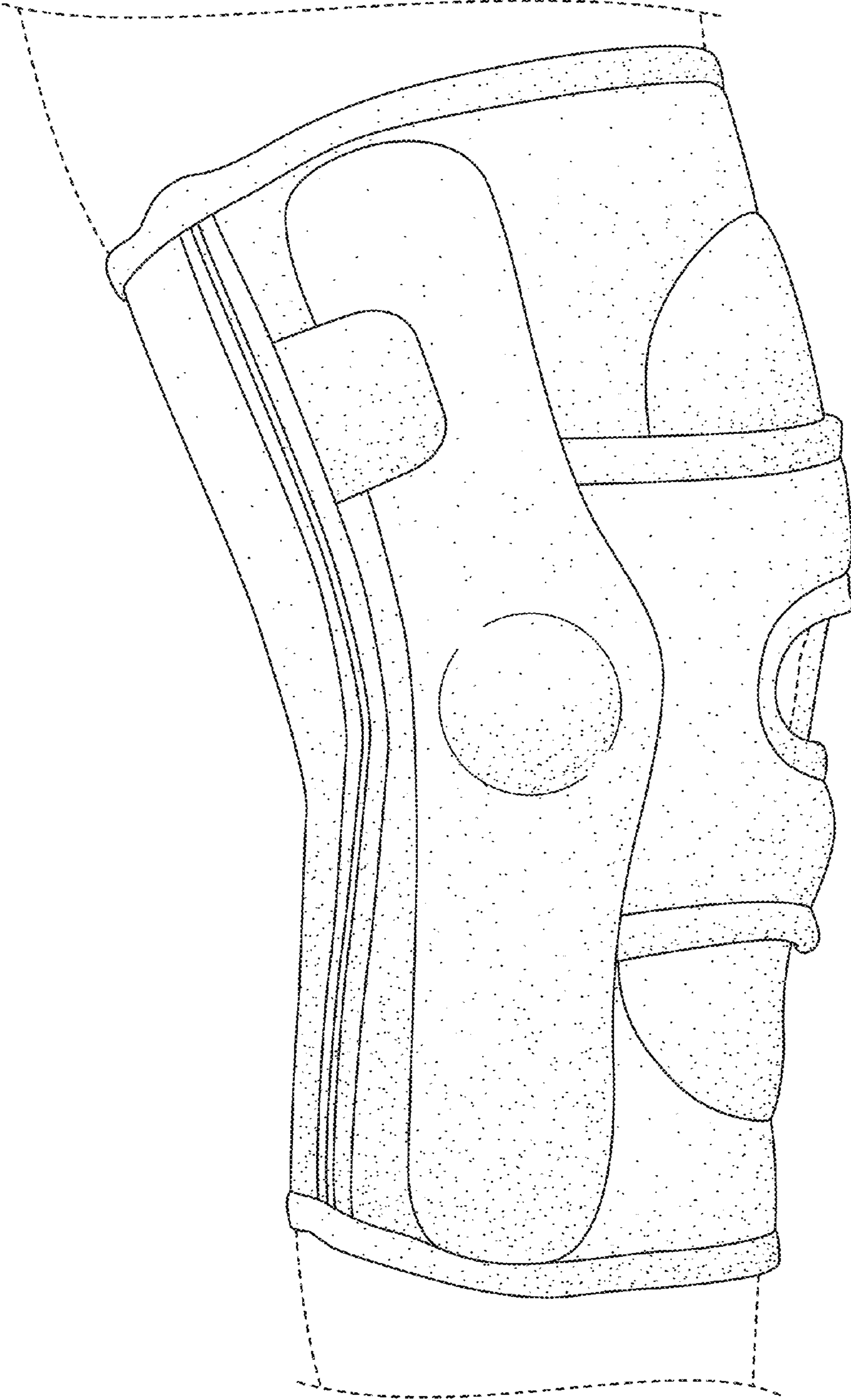


FIG. 2

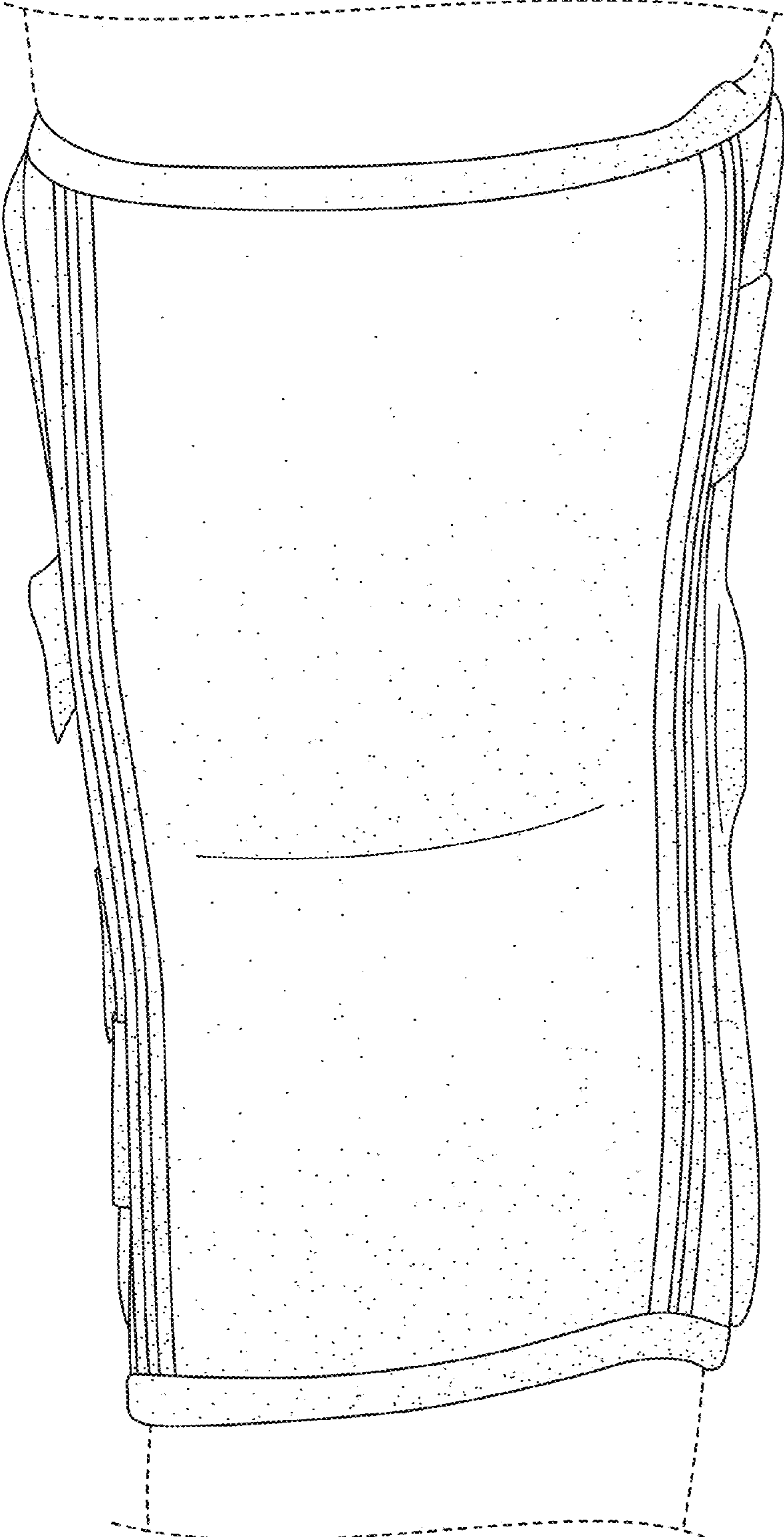


FIG. 3

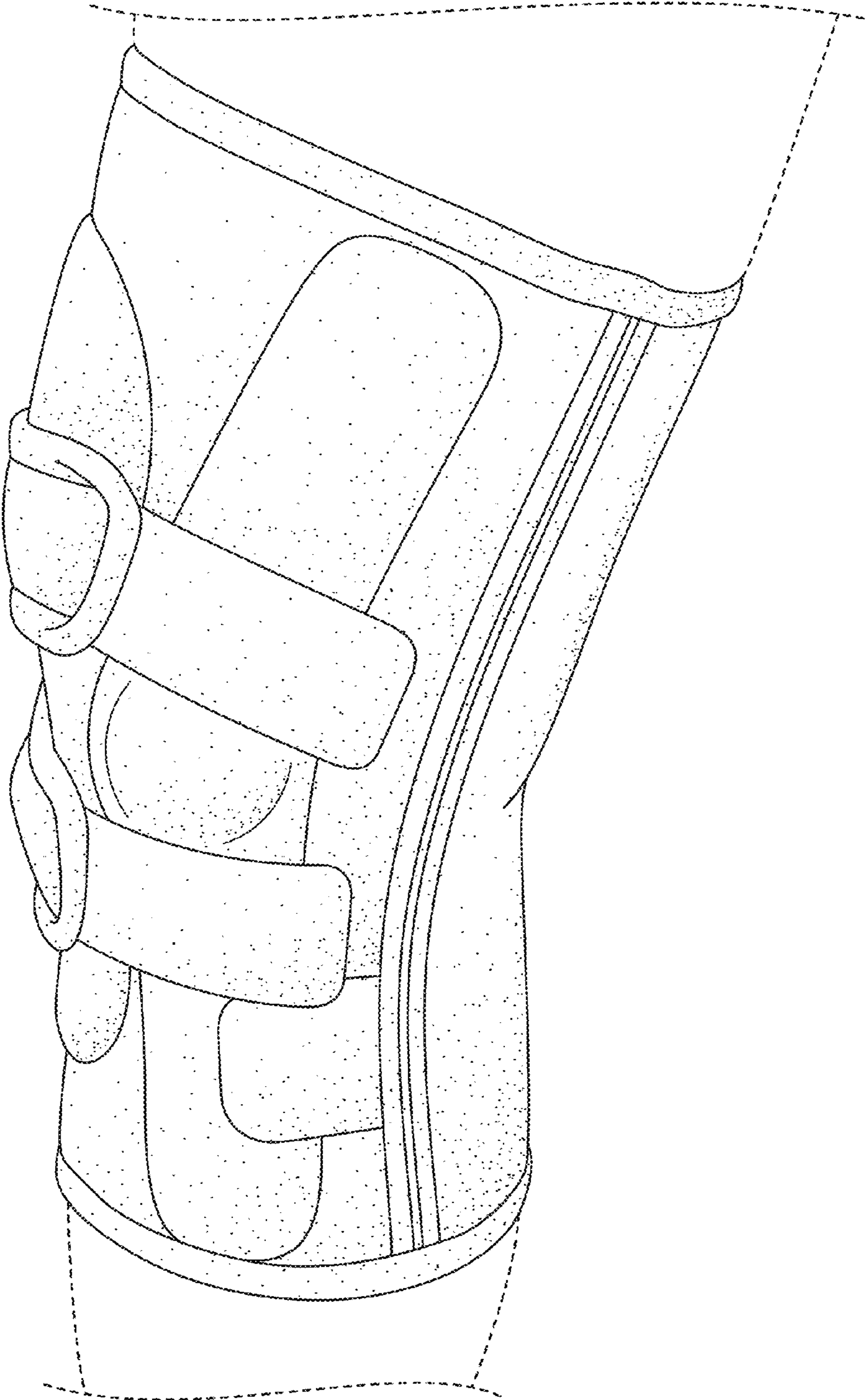


FIG. 4

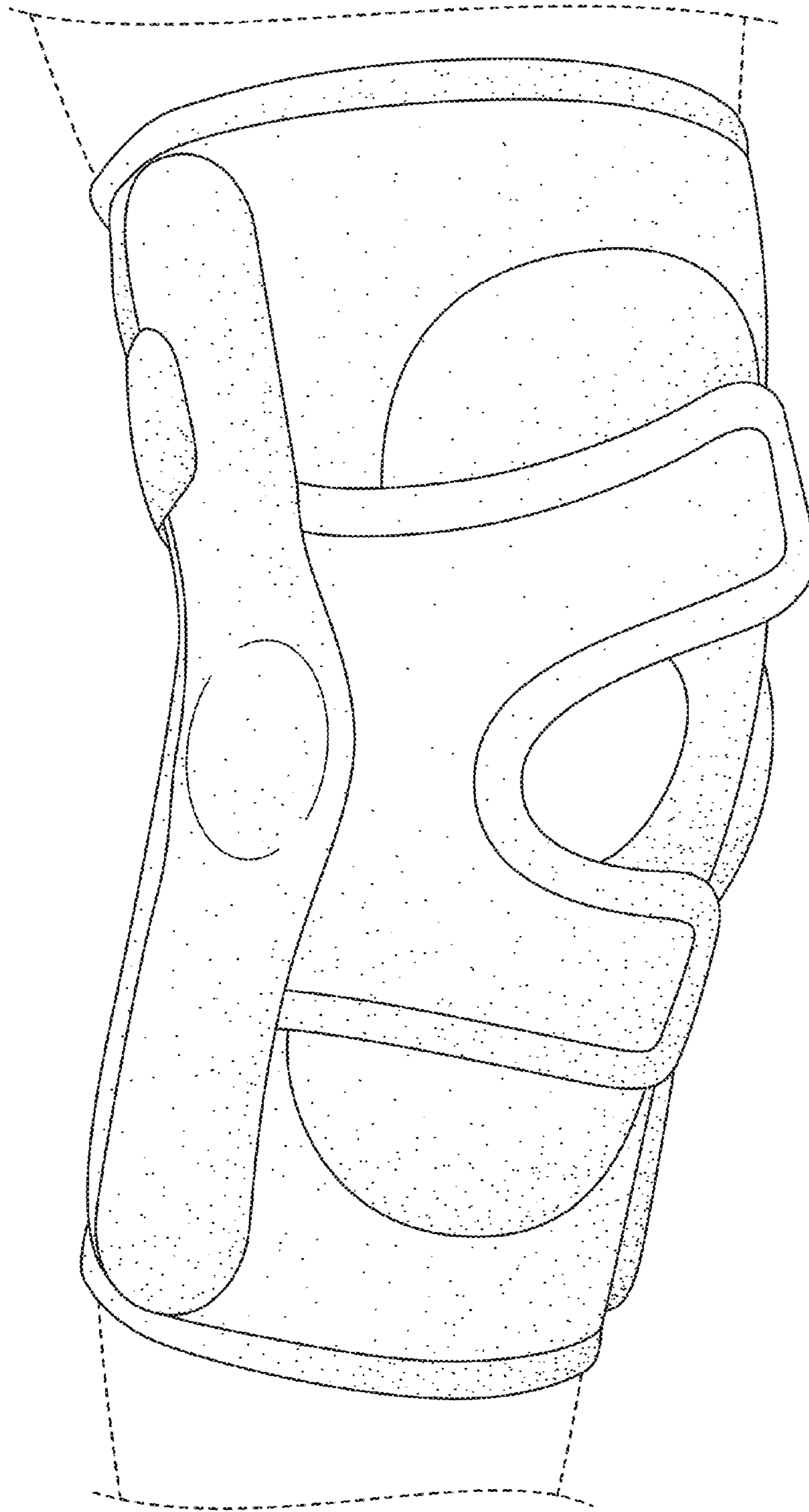


FIG. 5