



US00D750786S

(12) **United States Design Patent**  
**Davies et al.**

(10) **Patent No.:** **US D750,786 S**  
(45) **Date of Patent:** **\*\* Mar. 1, 2016**

- (54) **BLOOD GLUCOSE METER**
- (71) Applicant: **Roche Diagnostics Operations, Inc.**,  
Indianapolis, IN (US)
- (72) Inventors: **Robert G. Davies**, Carmel, IN (US);  
**Sebastian Liedtke**, Heidelberg (DE);  
**Dieter Loerwald**, Hammah (DE);  
**Timothy L. Ranney**, Lebanon, IN (US);  
**Hendrik Edmund Steg**, Wismar (DE)
- (73) Assignee: **Roche Diabetes Care, Inc.**,  
Indianapolis, IN (US)
- (\*\*) Term: **14 Years**
- (21) Appl. No.: **29/490,205**
- (22) Filed: **May 7, 2014**
- (51) **LOC (10) Cl.** ..... **24-01**
- (52) **U.S. Cl.**  
USPC ..... **D24/169**
- (58) **Field of Classification Search**  
USPC ..... D24/216, 223, 231, 232, 107, 169, 186;  
D10/81; 422/68.1, 420, 500;  
435/287.1, 287.3; 436/43, 45, 47;  
600/309, 365, 368, 583, 584  
See application file for complete search history.

- 2010/0331650 A1\* 12/2010 Batman et al. .... 600/365
- 2011/0034786 A1\* 2/2011 Cadio et al. .... 600/316
- 2012/0221064 A1\* 8/2012 Wooldridge ..... 607/2

**OTHER PUBLICATIONS**

Accu-Chek® Active Meter System, [www.accu-chek.com/us/glucose-meters/active.html](http://www.accu-chek.com/us/glucose-meters/active.html) (printed therefrom on Apr. 15, 2014).  
 Accu-Chek® Advantage Meter System, [www.accu-chek.com/us/glucose-meters/advantage.html](http://www.accu-chek.com/us/glucose-meters/advantage.html) (printed therefrom on Apr. 15, 2014).  
 Accu-Chek® Aviva Plus System, [www.accu-chek.com/us/glucose-meters/aviva.html](http://www.accu-chek.com/us/glucose-meters/aviva.html) (printed therefrom on Apr. 15, 2014).  
 Accu-Chek® Compact Plus Meter System, [www.accu-chek.com/us/glucose-meters/compact-plus.html](http://www.accu-chek.com/us/glucose-meters/compact-plus.html) (printed therefrom on Apr. 15, 2014).  
 Accu-Chek® Nano Meter, [www.accu-chek.com/us/glucose-meters/nano.html](http://www.accu-chek.com/us/glucose-meters/nano.html) (printed therefrom on Apr. 15, 2014).

\* cited by examiner

*Primary Examiner* — Anhdao Doan

(74) *Attorney, Agent, or Firm* — Harness, Dickey

(57) **CLAIM**

The ornamental design for a blood glucose meter, as shown and described.

**DESCRIPTION**

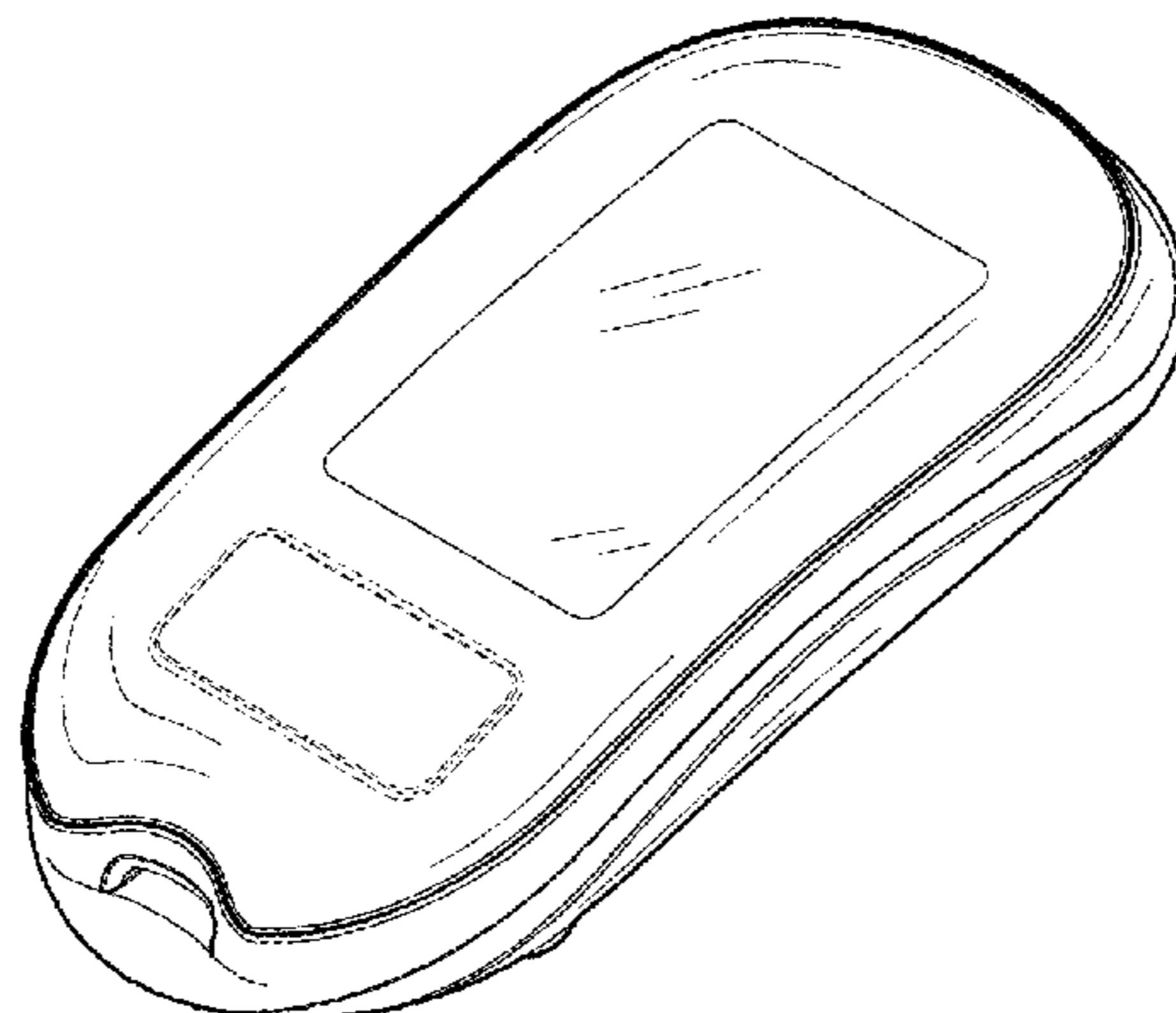
FIG. 1 is a top perspective view of a blood glucose meter;  
 FIG. 2 is a bottom perspective view of the blood glucose meter;  
 FIG. 3 is a top view of the blood glucose meter;  
 FIG. 4 is a bottom view of the blood glucose meter;  
 FIG. 5 is a right side view of the blood glucose meter;  
 FIG. 6 is a left side view of the blood glucose meter;  
 FIG. 7 is an upper end view of the blood glucose meter; and,  
 FIG. 8 is a lower end view of the blood glucose meter.  
 The broken lines in the drawing views are included for the purpose of illustrating portions of the blood glucose meter that form no part of the claimed design.

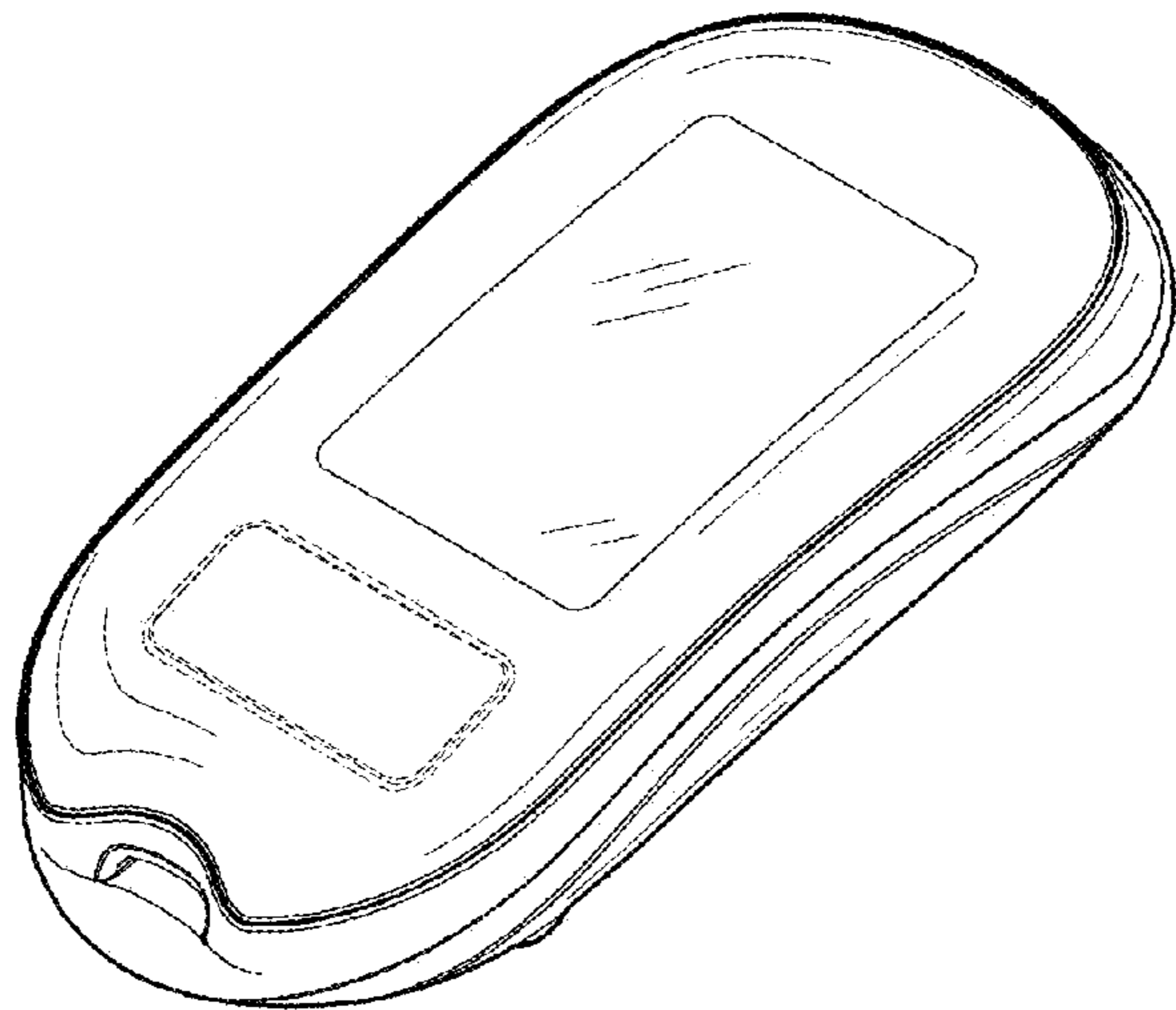
**1 Claim, 8 Drawing Sheets**

(56) **References Cited**

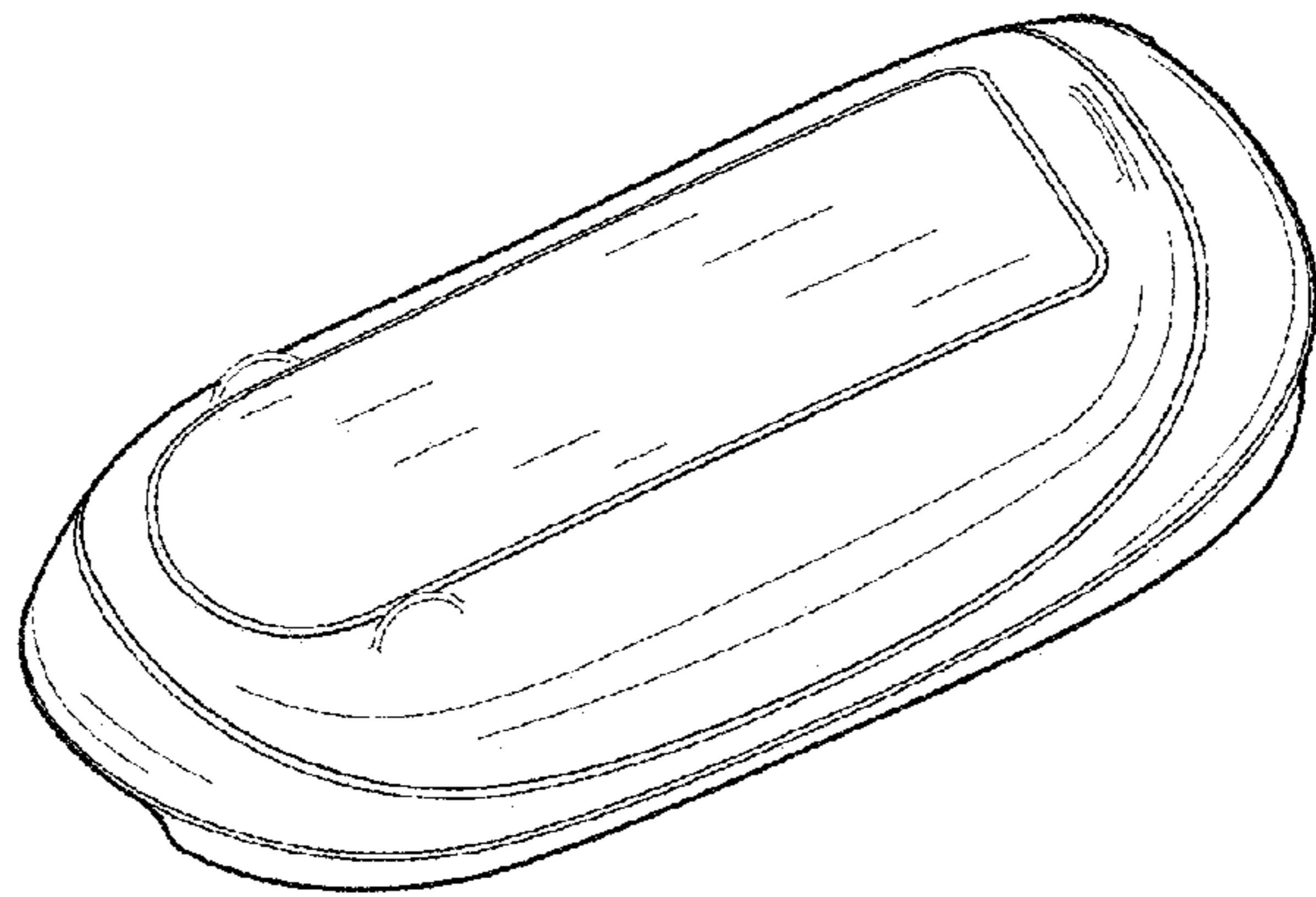
**U.S. PATENT DOCUMENTS**

- D406,895 S \* 3/1999 Byrd et al. .... D24/169
- D545,436 S \* 6/2007 Padain ..... D24/169
- D546,457 S \* 7/2007 Hannant et al. .... D24/186
- D546,458 S \* 7/2007 Hannant ..... D24/186
- D611,853 S \* 3/2010 Salter et al. .... D10/81
- 8,068,331 B2 \* 11/2011 Sauers et al. .... 206/305
- 8,114,028 B2 \* 2/2012 List et al. .... 600/583
- D696,404 S \* 12/2013 Golnik et al. .... D24/169
- D713,963 S \* 9/2014 Liedtke et al. .... D24/169
- 2010/0113896 A1 \* 5/2010 Cadio et al. .... 600/309

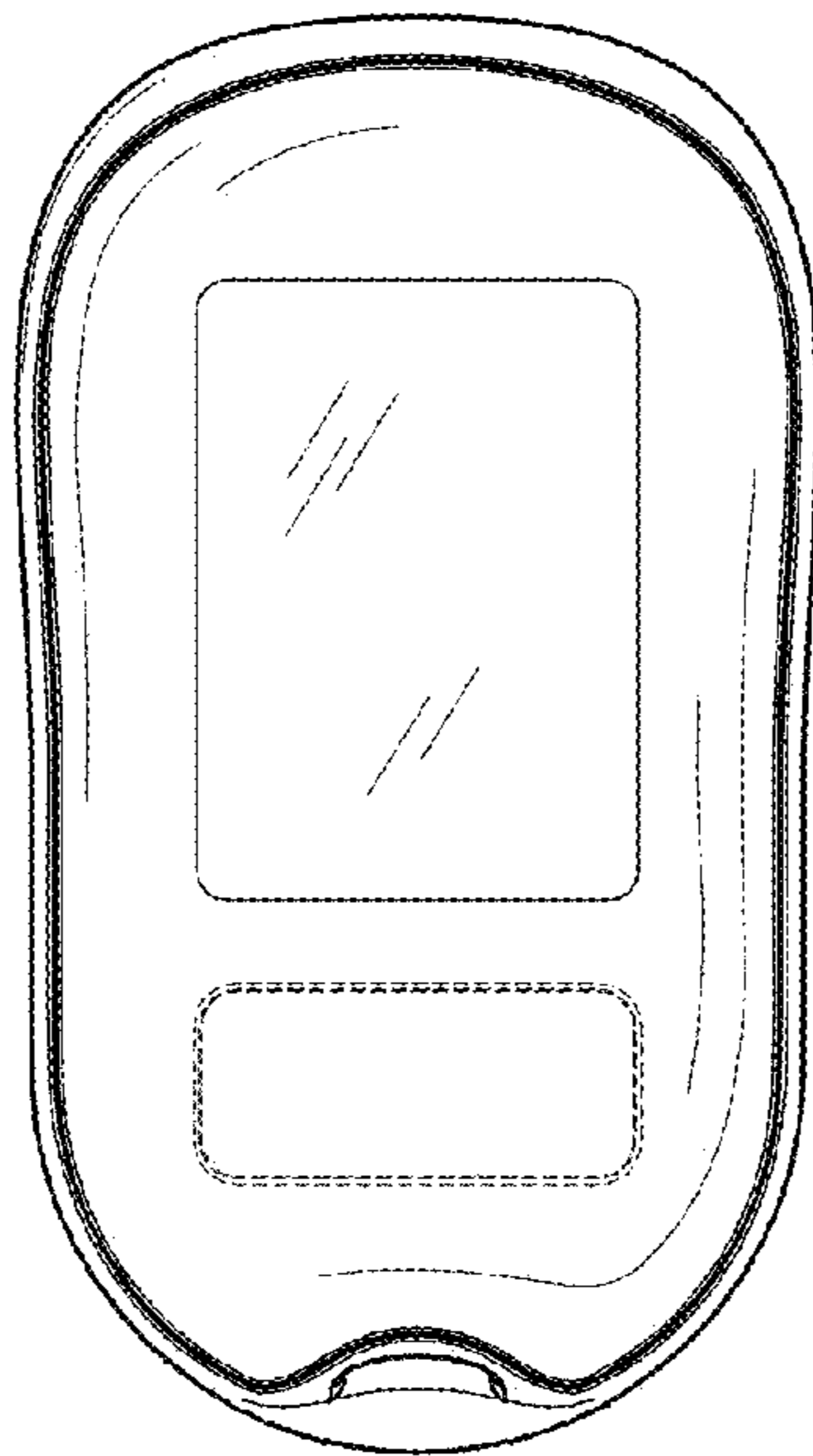




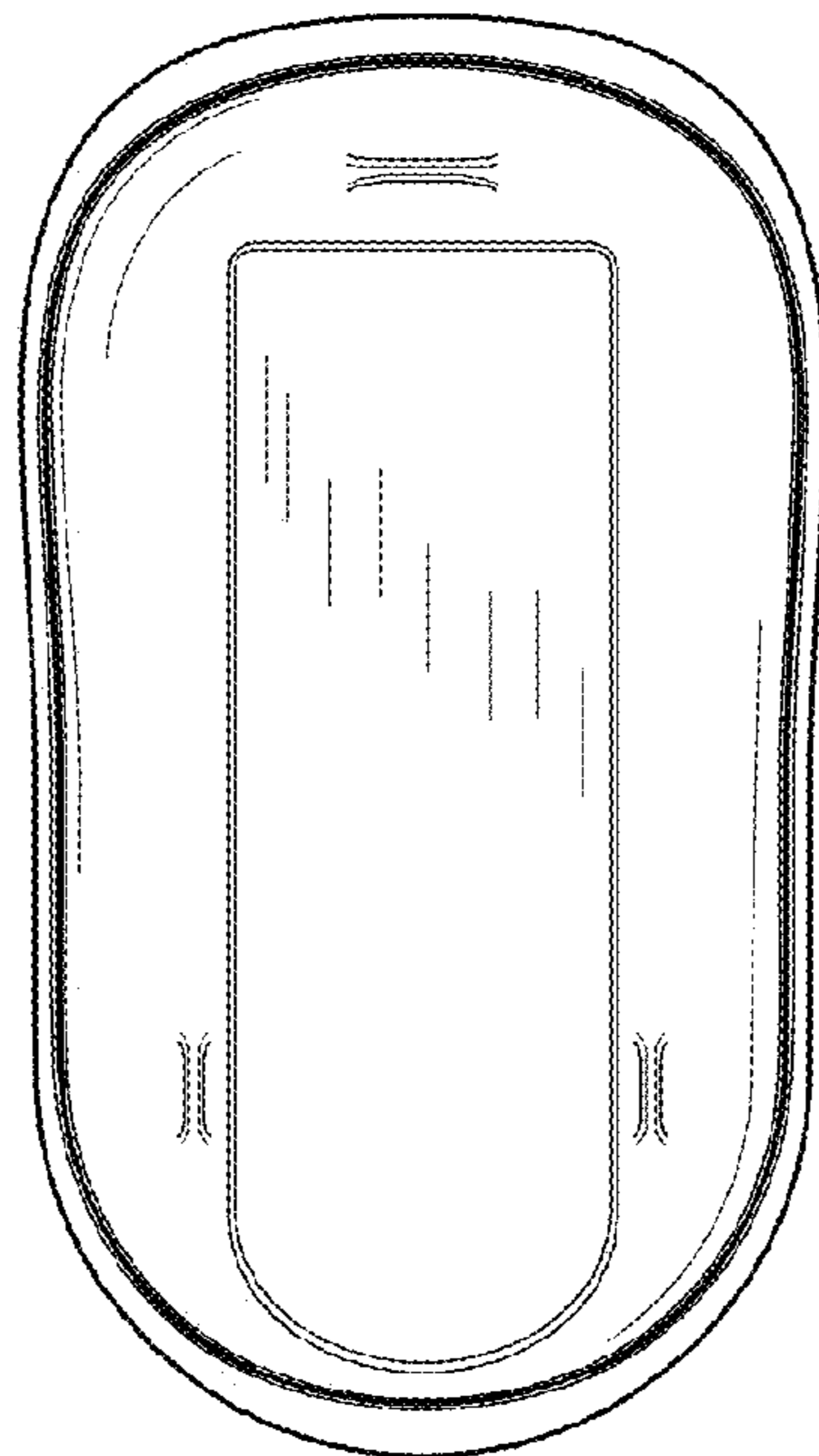
**Fig. 1**



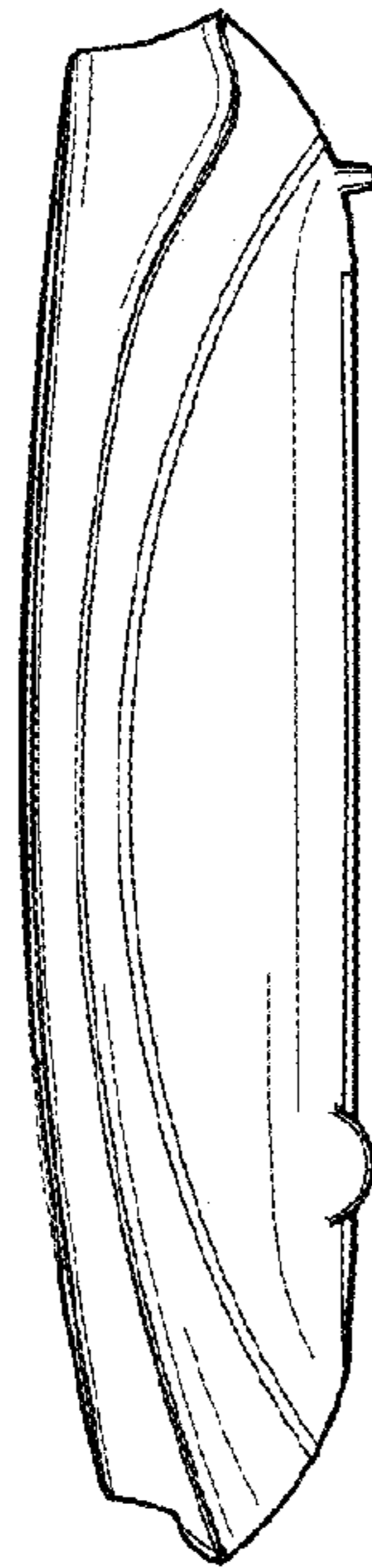
*Fig. 2*



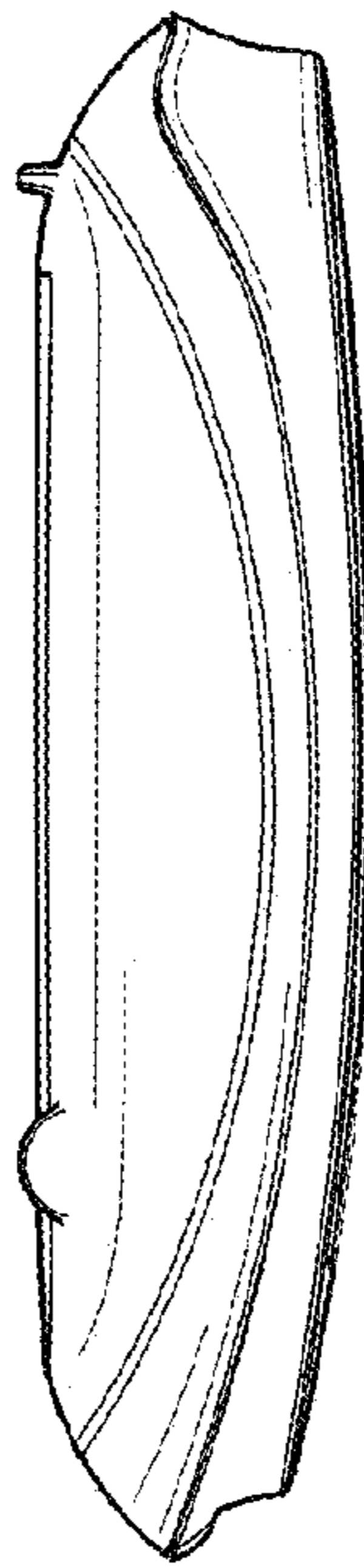
**Fig. 3**



*Fig. 4*



*Fig. 5*

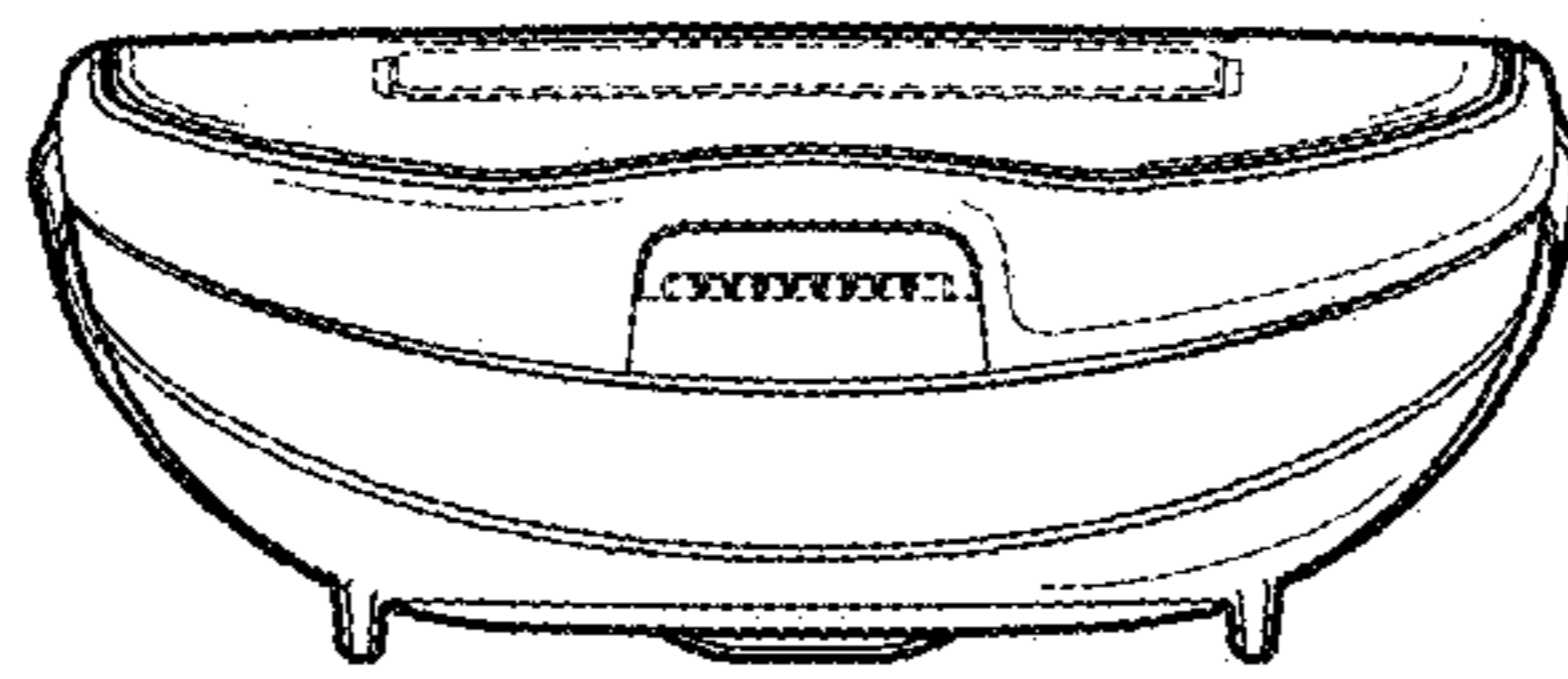


**Fig. 6**



*Fig. 7*





*Fig. 8*