



US00D750753S

(12) **United States Design Patent**
Penkkimáki

(10) **Patent No.:** **US D750,753 S**
(45) **Date of Patent:** **** Mar. 1, 2016**

- (54) **VALVE DISK**
- (71) Applicant: **WD RACING OY**, Tampere (FI)
- (72) Inventor: **Pekka Penkkimáki**, Siuro (FI)
- (73) Assignee: **WD RACING OY**, Tampere (FI)
- (**) Term: **15 Years**
- (21) Appl. No.: **29/536,894**
- (22) Filed: **Aug. 20, 2015**

D413,374 S	8/1999	Tine, Jr.
6,073,647 A	6/2000	Cook et al.
D470,221 S	2/2003	Niemczyk
D576,254 S	9/2008	McBroom
D646,754 S	10/2011	Reimann et al.
D669,967 S	10/2012	Andersen et al.
D685,877 S	7/2013	Nemoto
D690,391 S	9/2013	Garm et al.
D694,857 S	12/2013	Au
D706,904 S	6/2014	Faraon Chaul Huerta
D708,708 S	7/2014	Harvell
D720,045 S	12/2014	Landi
2004/0237733 A1	12/2004	Lewis
2006/0042691 A1	3/2006	Brzoska et al.
2012/0027880 A1	2/2012	Cazzanti et al.

Related U.S. Application Data

- (62) Division of application No. 29/467,629, filed on Sep. 20, 2013.

Foreign Application Priority Data

Mar. 22, 2013 (EM) 002207233

- (51) **LOC (10) Cl.** **23-01**
- (52) **U.S. Cl.**
USPC **D23/233**

(58) **Field of Classification Search**

USPC D23/233-237, 244-249; 277/549;
137/223, 224, 230; 222/402.1, 402.11,
222/402.2, 402.21, 402.22, 402.23, 402.24,
222/402.25, 81, 82, 83; 138/33
CPC F16K 1/446; F16K 3/08; F16K 11/074;
F16K 3/18; F16K 3/20; F16K 47/08
See application file for complete search history.

(56) **References Cited**

U.S. PATENT DOCUMENTS

3,357,680 A	12/1967	Williams
D346,641 S	5/1994	Scheurer
D370,963 S	6/1996	Daansen
5,810,327 A	9/1998	Lutz
D404,464 S	1/1999	Niemczyk

FOREIGN PATENT DOCUMENTS

DE	40202339-0003	9/2014
EP	2524787 A1	11/2012
GB	922788	8/1959
GB	3018778	10/2004
JP	H04-123859 A	4/1992
JP	2011-116012 A	6/2011
KR	106938 B	5/2001
KR	30-0476414	1/2008
KR	10-0957800B B1	5/2010
WO	WO 062471	10/2002

Primary Examiner — Cynthia Ramirez

(74) *Attorney, Agent, or Firm* — Birch, Stewart, Kolasch & Birch, LLP

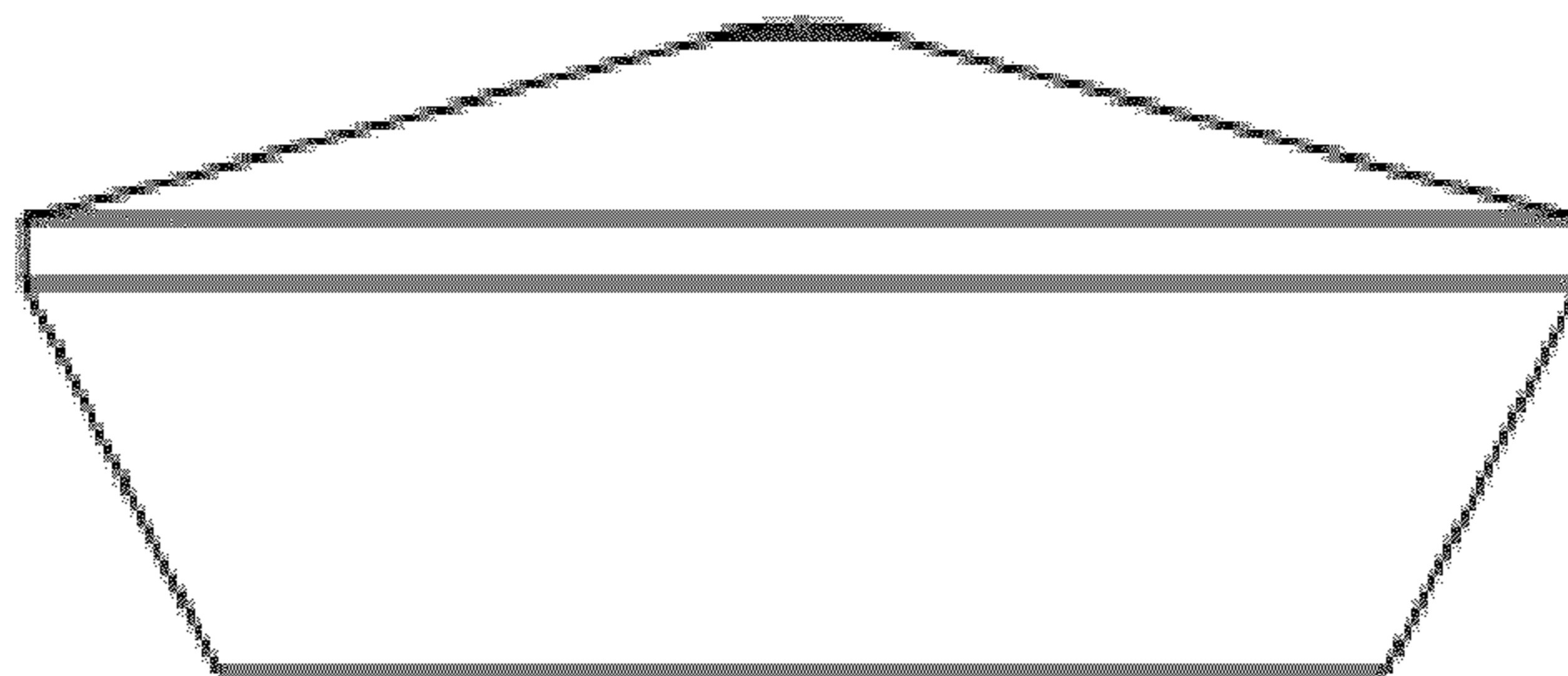
(57) **CLAIM**

The ornamental design for a valve disk, as shown and described.

DESCRIPTION

FIG. 1 is a front view of a valve disk showing my new design, the rear, left side and right side views being the same;
FIG. 2 is a front perspective view thereof;
FIG. 3 is a top view thereof; and,
FIG. 4 is a bottom view thereof.

1 Claim, 2 Drawing Sheets



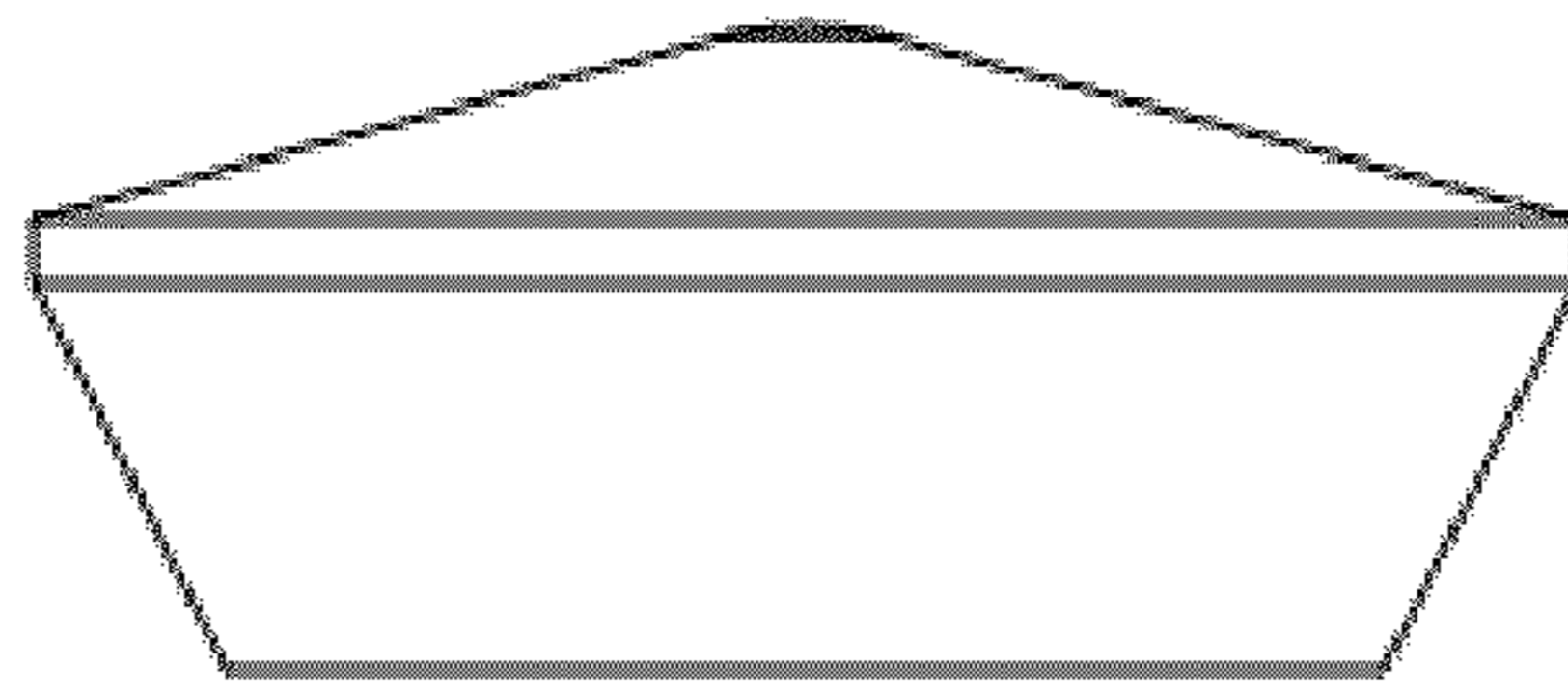


Fig. 1

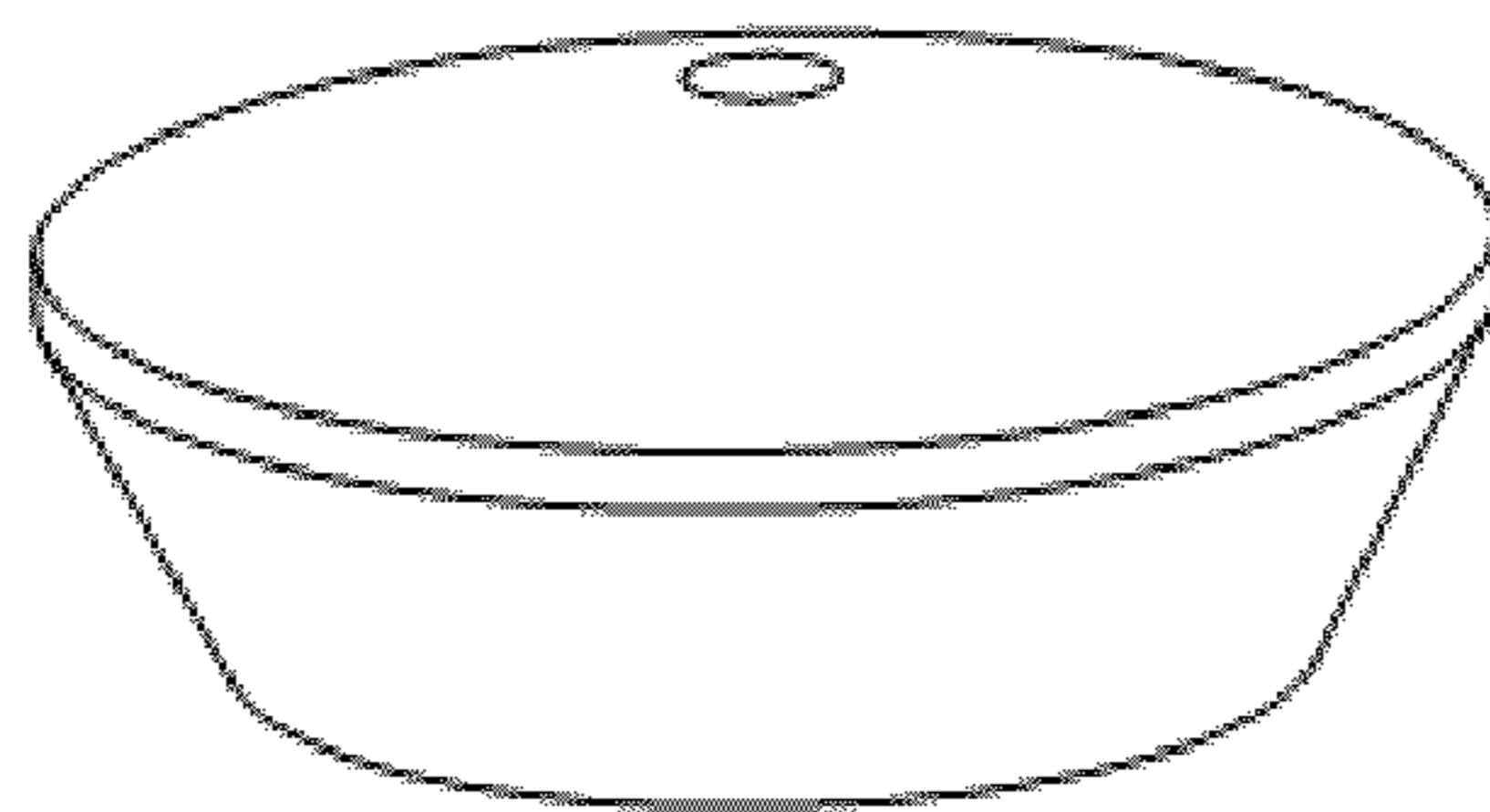


Fig. 2

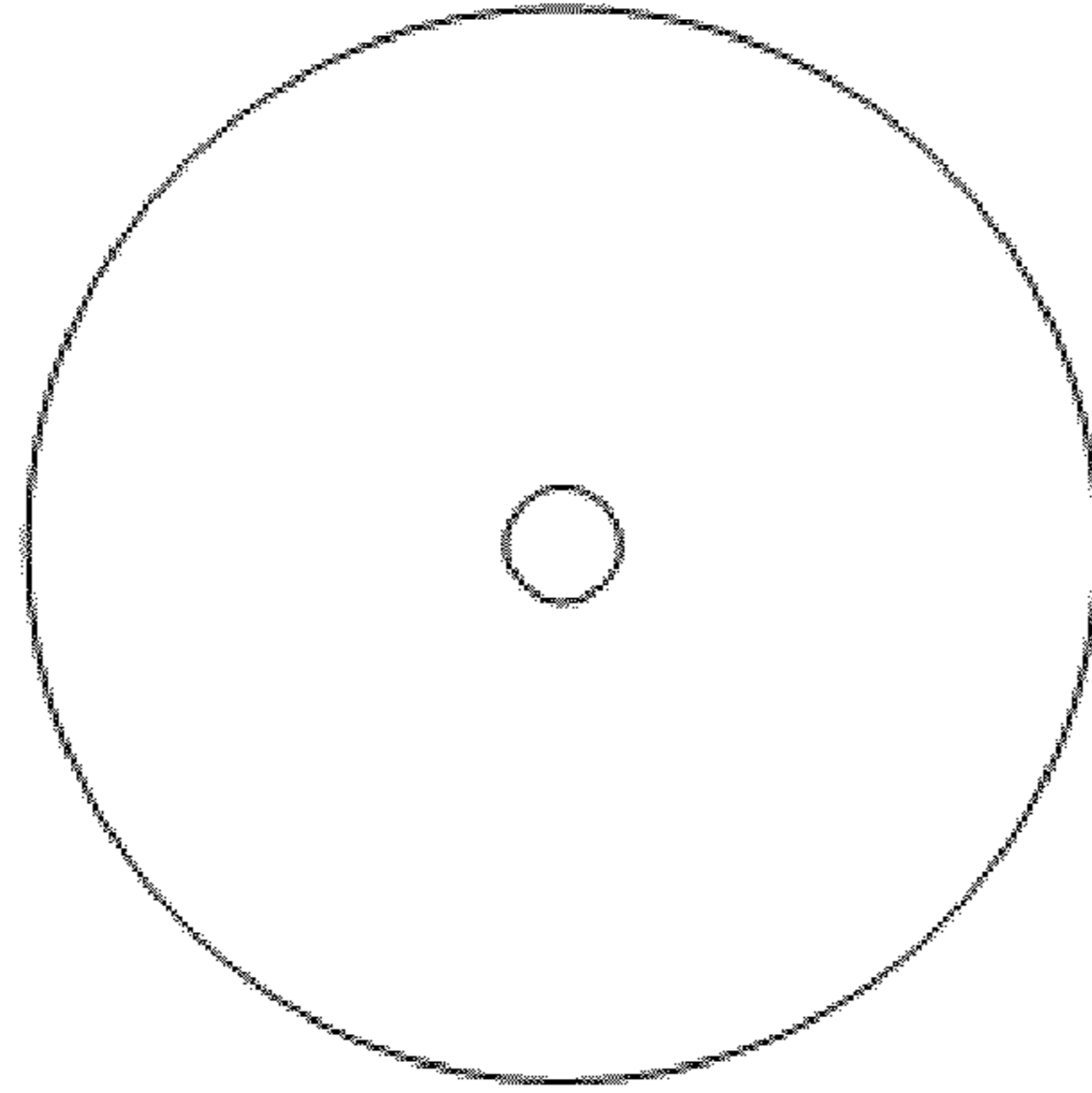


Fig. 3

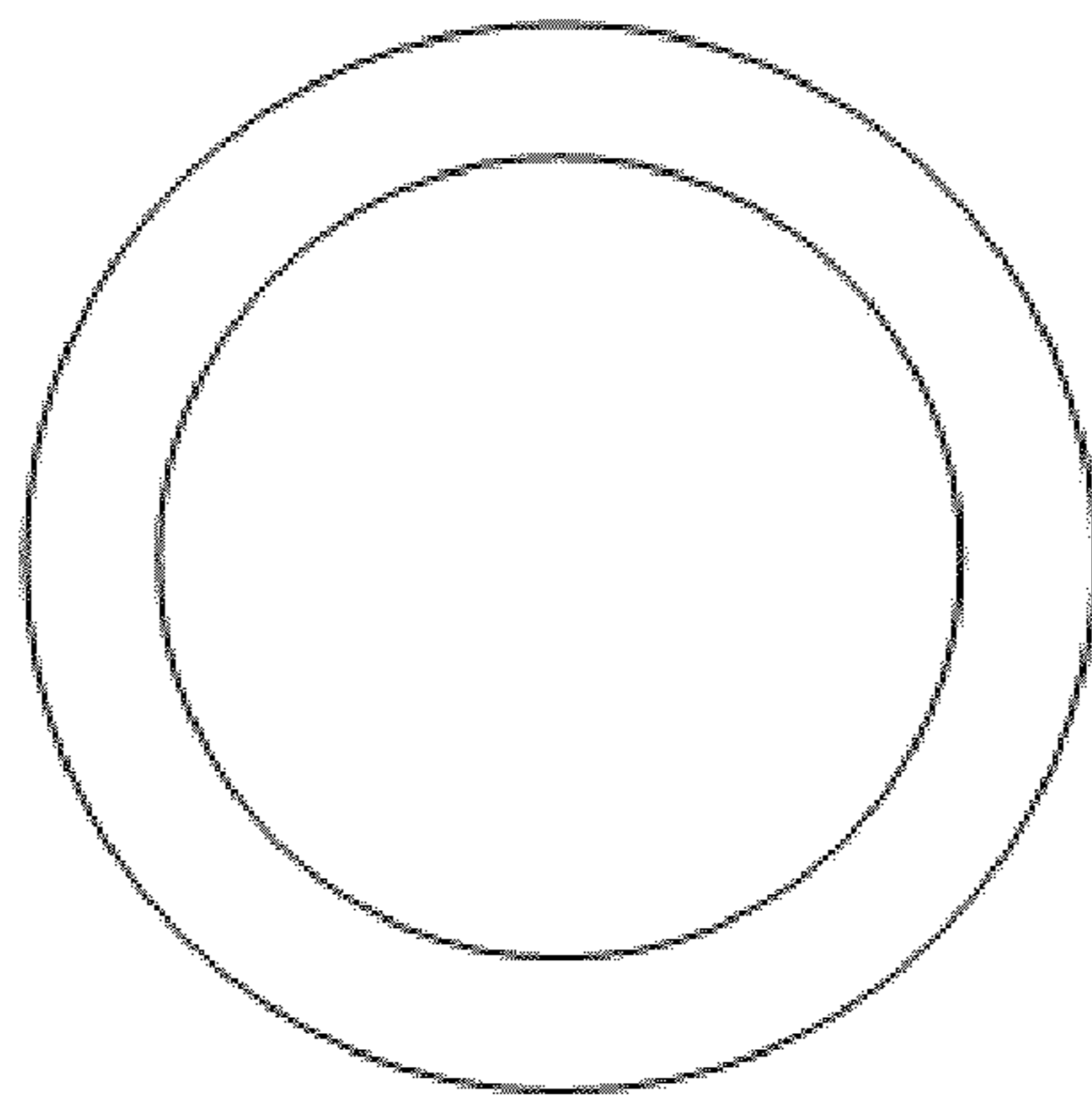


Fig. 4