



US00D750742S

(12) **United States Design Patent**
Branscomb et al.

(10) **Patent No.:** **US D750,742 S**
(45) **Date of Patent:** **** Mar. 1, 2016**

(54) **FILTER CARTRIDGE**
(71) Applicant: **3M INNOVATIVE PROPERTIES COMPANY**, St. Paul, MN (US)
(72) Inventors: **Matt R. Branscomb**, Lakeville, MN (US); **Jeffrey M. Maki**, Inver Grove Heights, MN (US); **Jeremy A. Schmoll**, Pine Island, MN (US); **Jon P. Kragness**, Farmington, MN (US)

D546,412 S 7/2007 Kennedy
D547,821 S * 7/2007 Kennedy D23/207
D548,306 S 8/2007 Kennedy
7,481,928 B2 * 1/2009 Fritze B01D 35/147
210/234
D591,414 S * 4/2009 Farnaby D23/209
D592,288 S * 5/2009 Price D23/259
D596,272 S * 7/2009 Price D23/259
D599,880 S * 9/2009 Rampen D23/209
7,799,220 B2 9/2010 Fritze
D634,406 S * 3/2011 Klimas D23/262

(Continued)

(73) Assignee: **3M Innovative Properties Company**, St. Paul, MN (US)

FOREIGN PATENT DOCUMENTS

(**) Term: **14 Years**

CA 114349 12/2007
CA 128815 8/2009

(Continued)

(21) Appl. No.: **29/508,436**

OTHER PUBLICATIONS

(22) Filed: **Nov. 6, 2014**

(51) **LOC (10) Cl.** **23-01**

Design U.S. Appl. No. 29/508,435, filed Nov. 6, 2014, entitled "Filter Cartridge".

(52) **U.S. Cl.**

USPC **D23/209**

(Continued)

(58) **Field of Classification Search**

USPC D23/207, 209, 262, 259, 265; 210/232, 210/234, 236, 418, 493.2; D8/382; 285/360, 361

CPC B01D 2201/291; B01D 2201/293; B01D 2201/296; B01D 2201/298; B01D 2201/301-2201/306; B01D 35/153; B01D 35/157; B01D 35/30; B01D 29/111

See application file for complete search history.

Primary Examiner — Robin V Webster

(74) *Attorney, Agent, or Firm* — Scott A. Baum

(57)

CLAIM

The ornamental design for a filter cartridge, as shown and described.

DESCRIPTION

(56) **References Cited**

U.S. PATENT DOCUMENTS

4,688,833 A * 8/1987 Todd F16L 25/0045
285/12
D394,697 S 5/1998 Liang
D412,551 S 8/1999 Smith
D433,094 S 10/2000 Magnusson
D455,814 S * 4/2002 Magnusson D23/209
D472,299 S * 3/2003 Fritze D23/209
D472,604 S 4/2003 Fritze

FIG. 1 is a perspective view of the new design for a filter cartridge;

FIG. 2 is a front view thereof;

FIG. 3 is a side view thereof;

FIG. 4 is a top view thereof; and,

FIG. 5 is a bottom view thereof.

The broken lines in the Figures form no part of the claimed design.

1 Claim, 2 Drawing Sheets



(56)

References Cited

JP D1433138 1/2012
JP D1445320 6/2012

U.S. PATENT DOCUMENTS

D637,693 S * 5/2011 Riedel D23/209
8,182,699 B2 5/2012 Fritze
8,246,883 B2 * 8/2012 Bassett B01D 35/30
210/312
D674,058 S * 1/2013 Yu D23/262
D718,416 S * 11/2014 Reilly D23/209

FOREIGN PATENT DOCUMENTS

CN 3640838 5/2007

OTHER PUBLICATIONS

Design U.S. Appl. No. 29/508,433, filed Nov. 6, 2014, entitled "Filter Cartridge".
U.S. Appl. No. 62/076,409, filed Nov. 6, 2014, entitled "Replacement Filter Cartridge".

* cited by examiner




Fig. 1




Fig. 2




Fig. 3

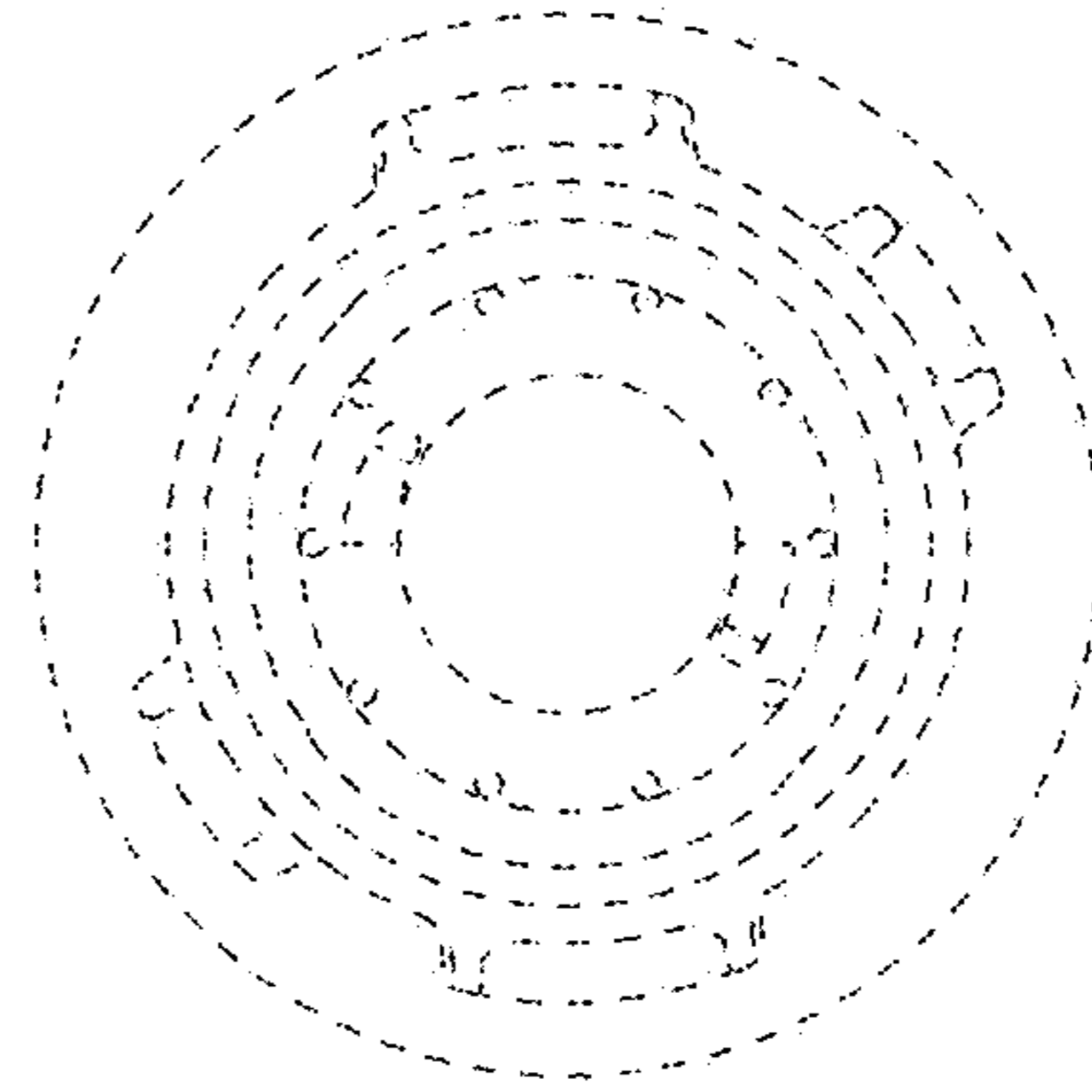


Fig. 4

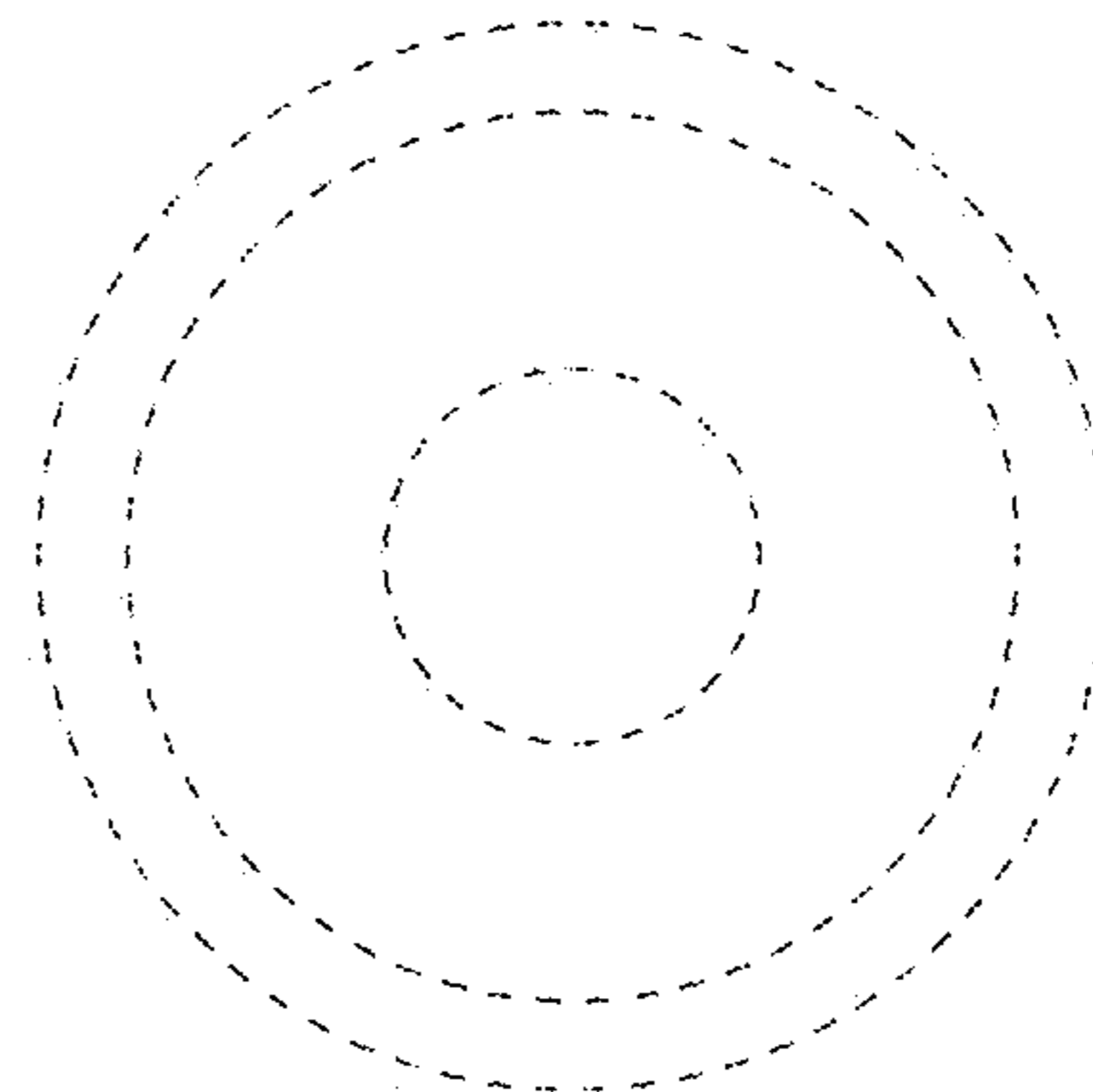


Fig. 5