

US00D750731S

(12) **United States Design Patent**  
**Dreisbach**

(10) **Patent No.:** **US D750,731 S**  
(45) **Date of Patent:** **\*\* Mar. 1, 2016**

(54) **FISHING LURE**  
(71) Applicant: **Mitchell E Dreisbach**, Odessa, FL (US)  
(72) Inventor: **Mitchell E Dreisbach**, Odessa, FL (US)  
(73) Assignee: **Folsom Corporation, LLC**, Mahway, NJ (US)  
(\*\*) Term: **14 Years**

(21) Appl. No.: **29/496,629**  
(22) Filed: **Jul. 15, 2014**  
(51) **LOC (10) Cl.** ..... **22-05**  
(52) **U.S. Cl.**  
USPC ..... **D22/130**  
(58) **Field of Classification Search**  
USPC ..... D22/126-133; 43/42.3, 42.13, 42.23,  
43/42.35, 42.37, 42.42, 42.48  
See application file for complete search history.

(56) **References Cited**  
U.S. PATENT DOCUMENTS  
1,583,199 A \* 5/1926 Taylor ..... 43/42.3  
2,230,919 A \* 2/1941 Wick ..... 43/42.13

2,250,478 A \* 7/1941 Franks ..... 43/42.3  
2,495,021 A \* 1/1950 Pruden ..... 43/42.48  
2,611,205 A \* 9/1952 Steel ..... 43/42.3  
D203,193 S \* 12/1965 Napier ..... D22/128  
D254,024 S \* 1/1980 Parker ..... D22/128  
D706,899 S \* 6/2014 Roach ..... D22/132

\* cited by examiner

*Primary Examiner* — Catheri Oliver-Garcia  
(74) *Attorney, Agent, or Firm* — Len R. Brignac; King, Kreb & Jurgens, PLLC

(57) **CLAIM**  
The ornamental design for fishing lure, as shown and described.

**DESCRIPTION**  
FIG. 1 is a front, top and side perspective view of the fishing lure showing the new design;  
FIG. 2 is an opposite front, top and side perspective view;  
FIG. 3 is a top plan view;  
FIG. 4 is a rear elevation view; and,  
FIG. 5 is a bottom plan view.

**1 Claim, 5 Drawing Sheets**

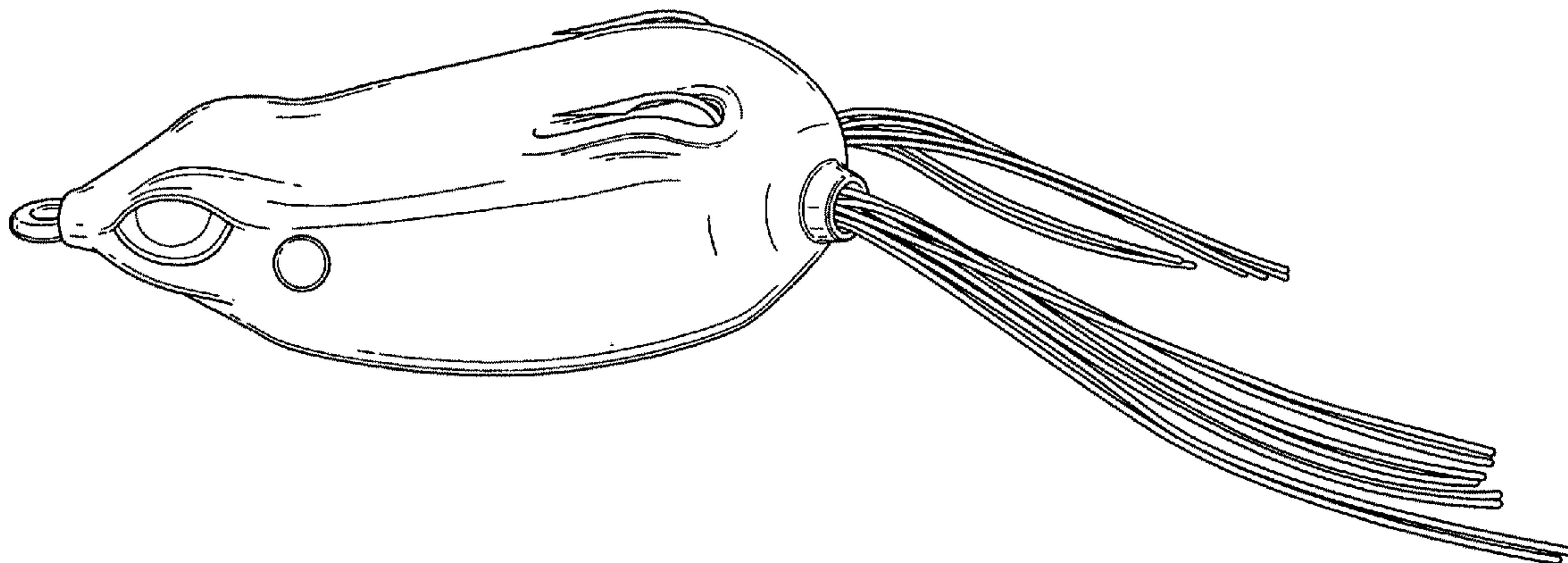




FIG. 1

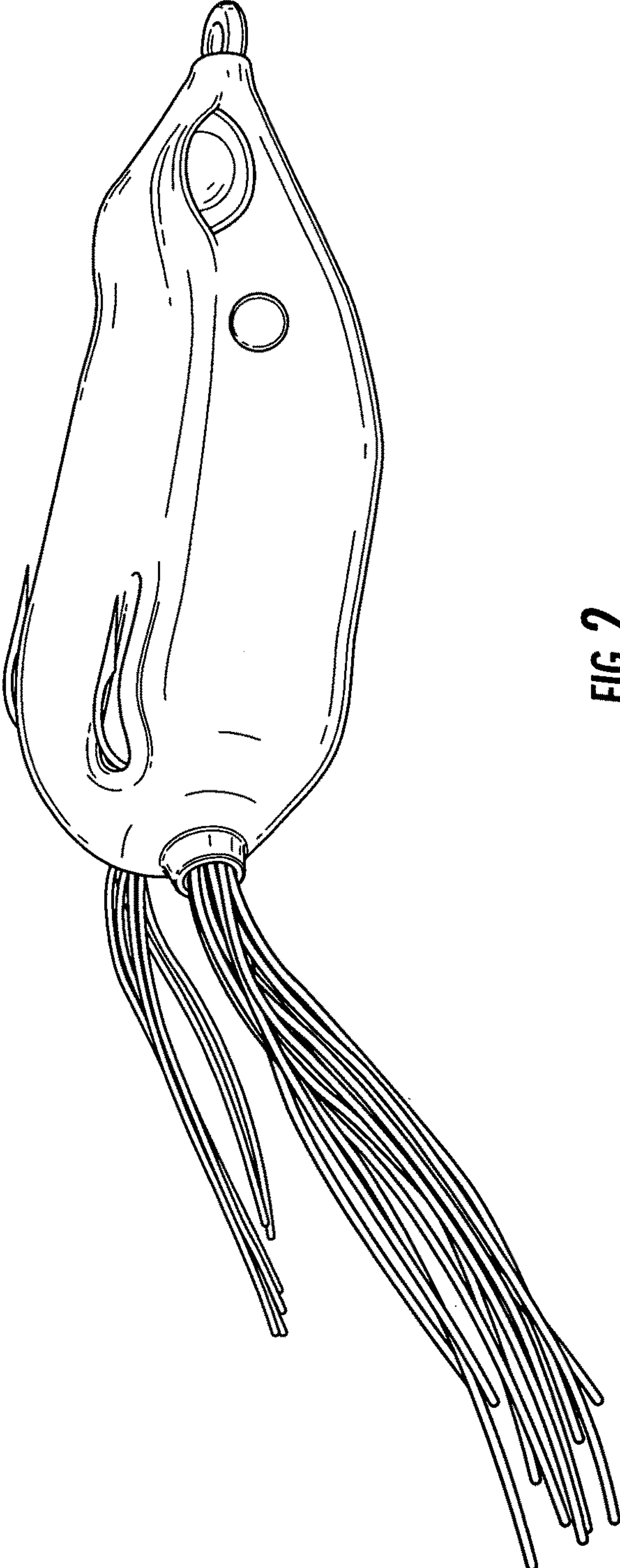


FIG. 2



FIG. 3





FIG. 4

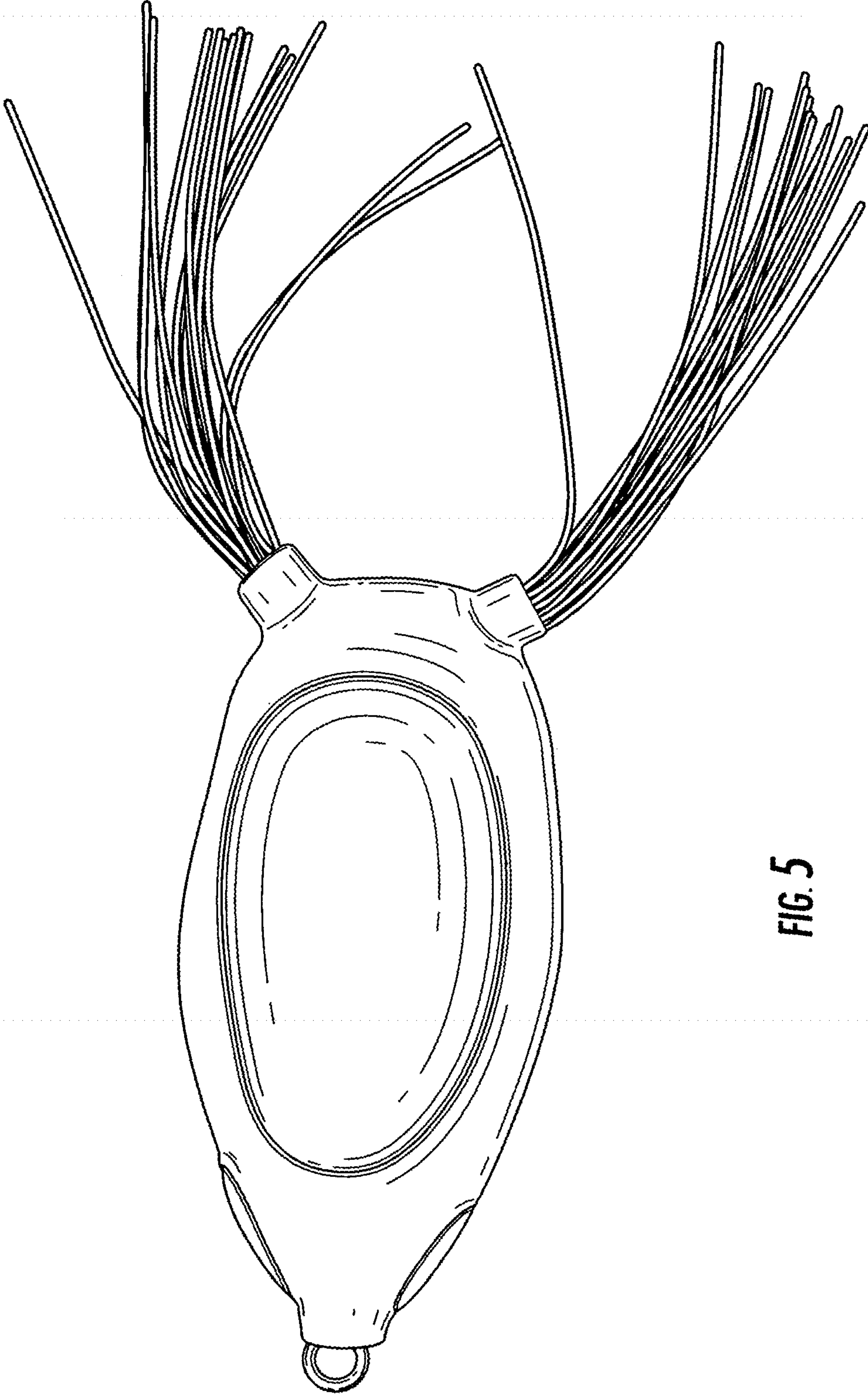


FIG. 5