



US00D750730S

(12) **United States Design Patent**
Szechenyi et al.

(10) **Patent No.:** **US D750,730 S**
(45) **Date of Patent:** **** Mar. 1, 2016**

(54) **DECOY WING**

3,768,192 A * 10/1973 Caccamo A01M 31/06
43/3
D475,759 S * 6/2003 Salato D22/125
D581,997 S * 12/2008 Rogers D22/125
7,739,826 B1 * 6/2010 Druliner A01M 31/06
43/2

(71) Applicants: **Keith Dominick Szechenyi**, Stanwood, WA (US); **Dominick Martin Szechenyi**, Stanwood, WA (US); **Stephen Oshgan**, Des Plaines, IL (US); **Paresh Shroff**, Palatine, IL (US)

* cited by examiner

(72) Inventors: **Keith Dominick Szechenyi**, Stanwood, WA (US); **Dominick Martin Szechenyi**, Stanwood, WA (US); **Stephen Oshgan**, Des Plaines, IL (US); **Paresh Shroff**, Palatine, IL (US)

Primary Examiner — Catheri Oliver-Garcia
(74) *Attorney, Agent, or Firm* — Quarles & Brady LLP

(**) Term: **14 Years**

(57) **CLAIM**
The ornamental design for a decoy wing, as shown and described.

(21) Appl. No.: **29/499,437**

(22) Filed: **Aug. 14, 2014**

DESCRIPTION

Related U.S. Application Data

(63) Continuation-in-part of application No. 29/448,480, filed on Mar. 12, 2013, now Pat. No. Des. 711,497.

FIG. 1 is a top, right, front perspective view of a decoy wing embodying our new design;
FIG. 2 is a front elevational view thereof;
FIG. 3 is a rear elevational view thereof;
FIG. 4 is a top plan view thereof;
FIG. 5 is a bottom plan view thereof;
FIG. 6 is a right side elevational view thereof;
FIG. 7 is a left side elevational view thereof; and,
FIG. 8 is a top, left, front perspective view showing a mirror image embodiment of the decoy wing, the various views of this mirror image embodiment being mirror images of the views shown in FIGS. 2-7 above.

(51) **LOC (10) Cl.** **22-05**

(52) **U.S. Cl.**
USPC **D22/125**

(58) **Field of Classification Search**
USPC D22/125; 43/1-3, 26.1, 26.2, 17.5;
D21/510, 608; 446/217
See application file for complete search history.

The broken line representations in the figures show unclaimed environment or boundaries, and thus form no part of the claimed design.

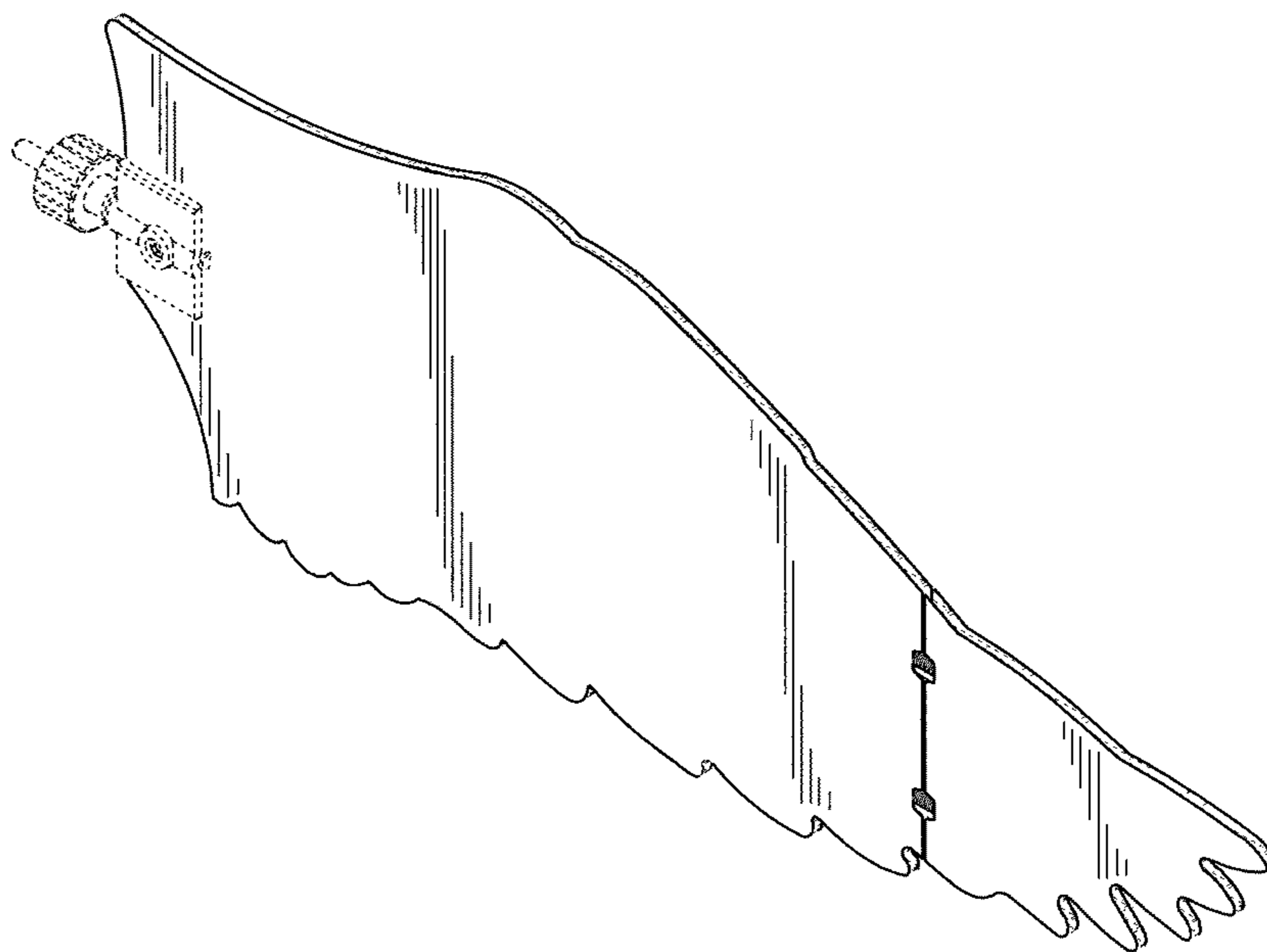
(56) **References Cited**

U.S. PATENT DOCUMENTS

2,441,753 A * 5/1948 Carpenter A01M 31/06
43/3
2,501,517 A * 3/1950 Honald A01M 31/06
43/1

The nature of this product is a wing member for a decoy, such as used in waterfowling.

1 Claim, 5 Drawing Sheets



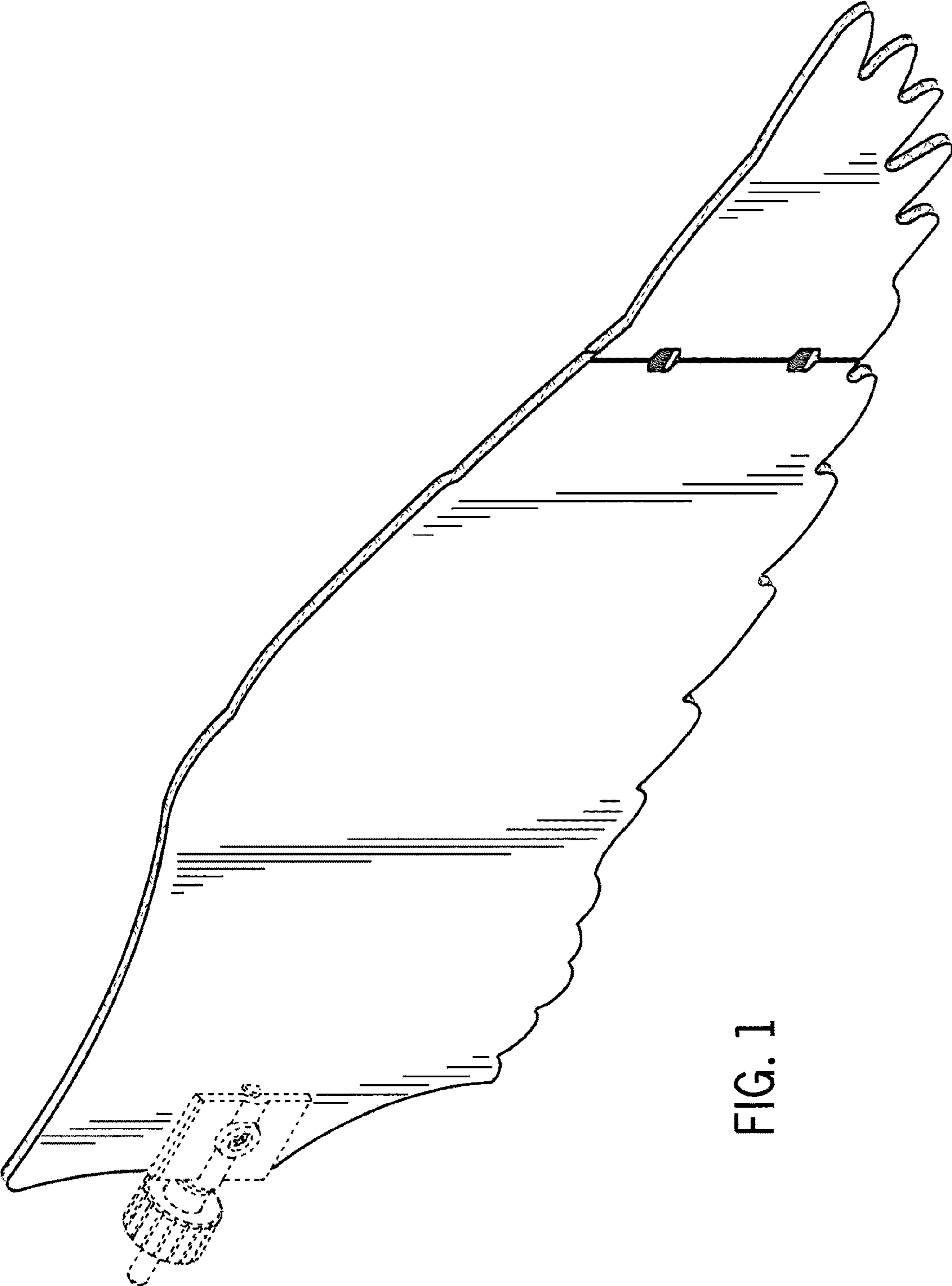


FIG. 1

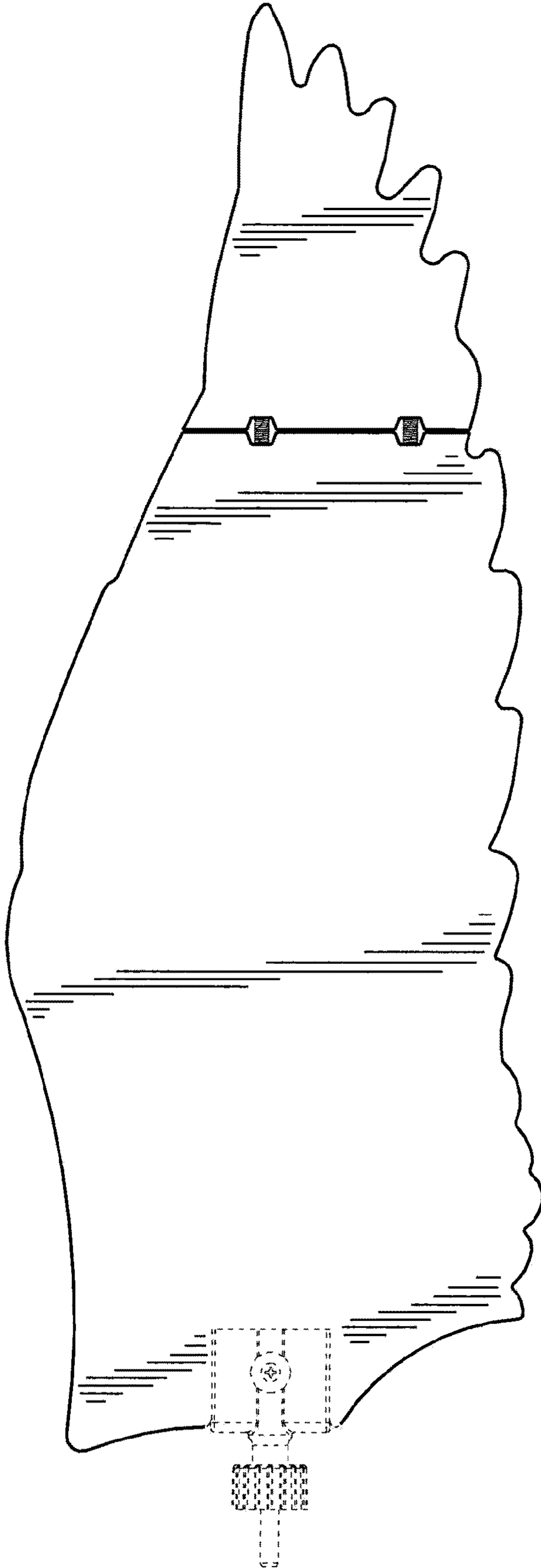


FIG. 2




FIG. 3

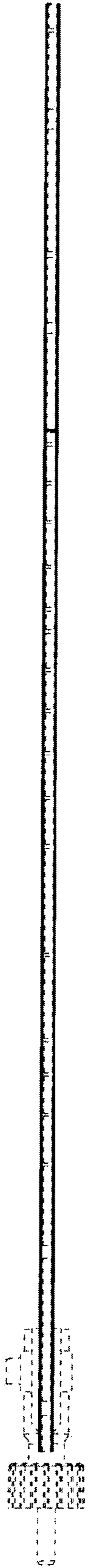


FIG. 4

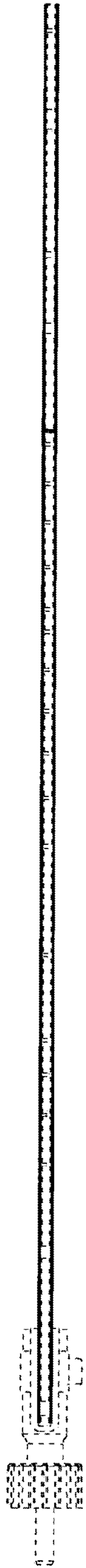


FIG. 5



FIG. 7



FIG. 6

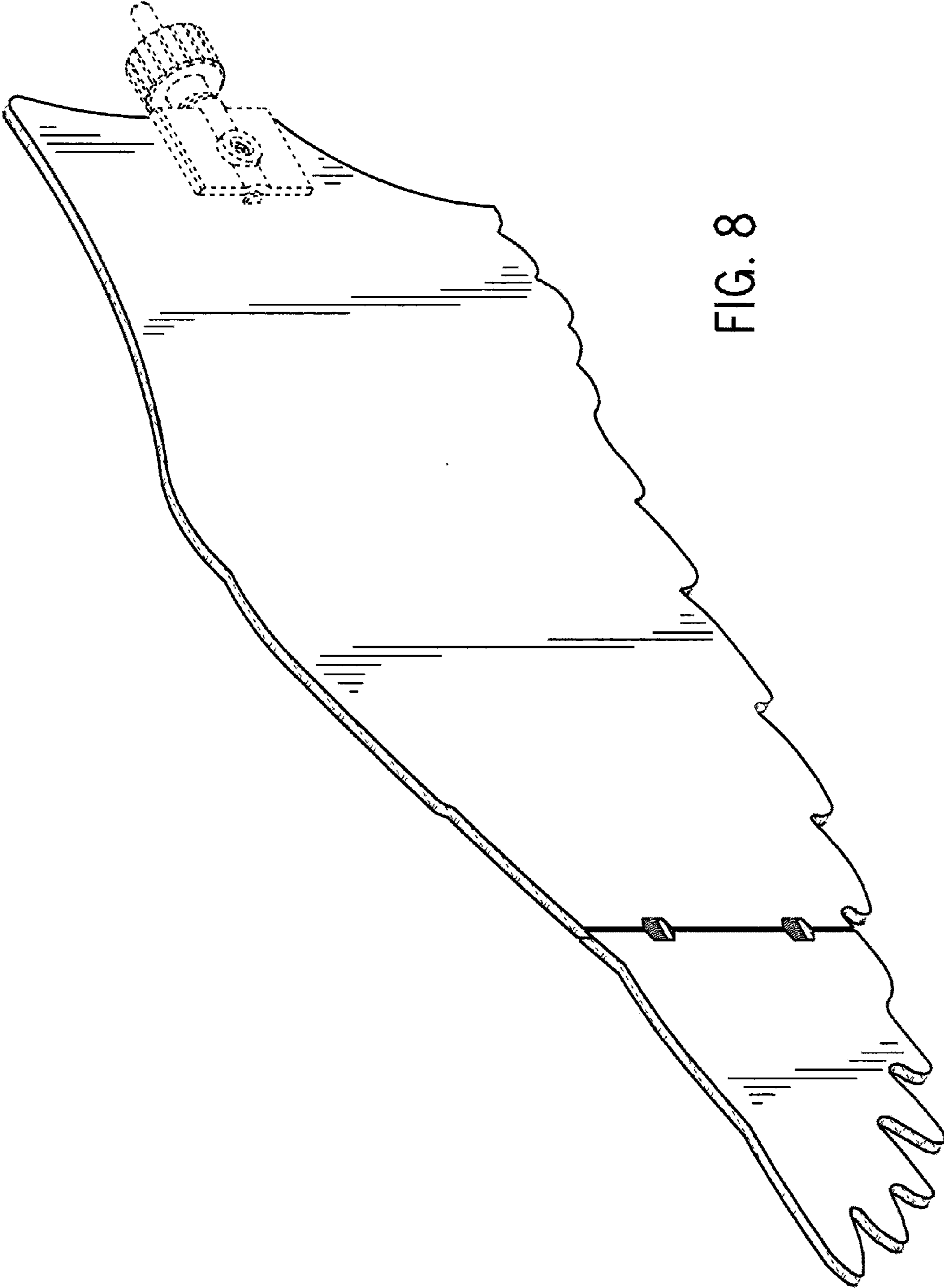


FIG. 8