

US00D750729S

(12) **United States Design Patent**
Sheikh et al.

(10) **Patent No.:** **US D750,729 S**
(45) **Date of Patent:** **** Mar. 1, 2016**

(54) **STUN GUN**
(71) Applicants: **Yasar Sheikh**, Sanford, FL (US);
Shabbir Sheikh, Sanford, FL (US)
(72) Inventors: **Yasar Sheikh**, Sanford, FL (US);
Shabbir Sheikh, Sanford, FL (US)

D658,626 S 5/2012 Park et al.
D660,809 S 5/2012 Kern Koskela et al.
D661,771 S 6/2012 Nawaz
D662,484 S 6/2012 Sunderland
D672,343 S 12/2012 Akana et al.
D682,980 S 5/2013 Sheikh et al.
D731,612 S * 6/2015 Ying D22/117
2010/0203920 A1 8/2010 Gregory
2010/0296222 A1 11/2010 Nawaz

(**) Term: **14 Years**

* cited by examiner

(21) Appl. No.: **29/506,786**

Primary Examiner — Catheri Oliver-Garcia

(22) Filed: **Oct. 20, 2014**

(74) *Attorney, Agent, or Firm* — QuickPatents; Kevin Prince

(51) **LOC (10) Cl.** **22-01**

(57) **CLAIM**

(52) **U.S. Cl.**
USPC **D22/117**

We claim the ornamental design for a stun gun, as shown and described.

(58) **Field of Classification Search**
USPC D22/117; 42/1.08; 222/78–79, 153.03,
222/153.11, 162, 175; D14/341; 340/574,
340/689, 815.4; 361/232
CPC F41B 15/04; G08B 21/0446
See application file for complete search history.

DESCRIPTION

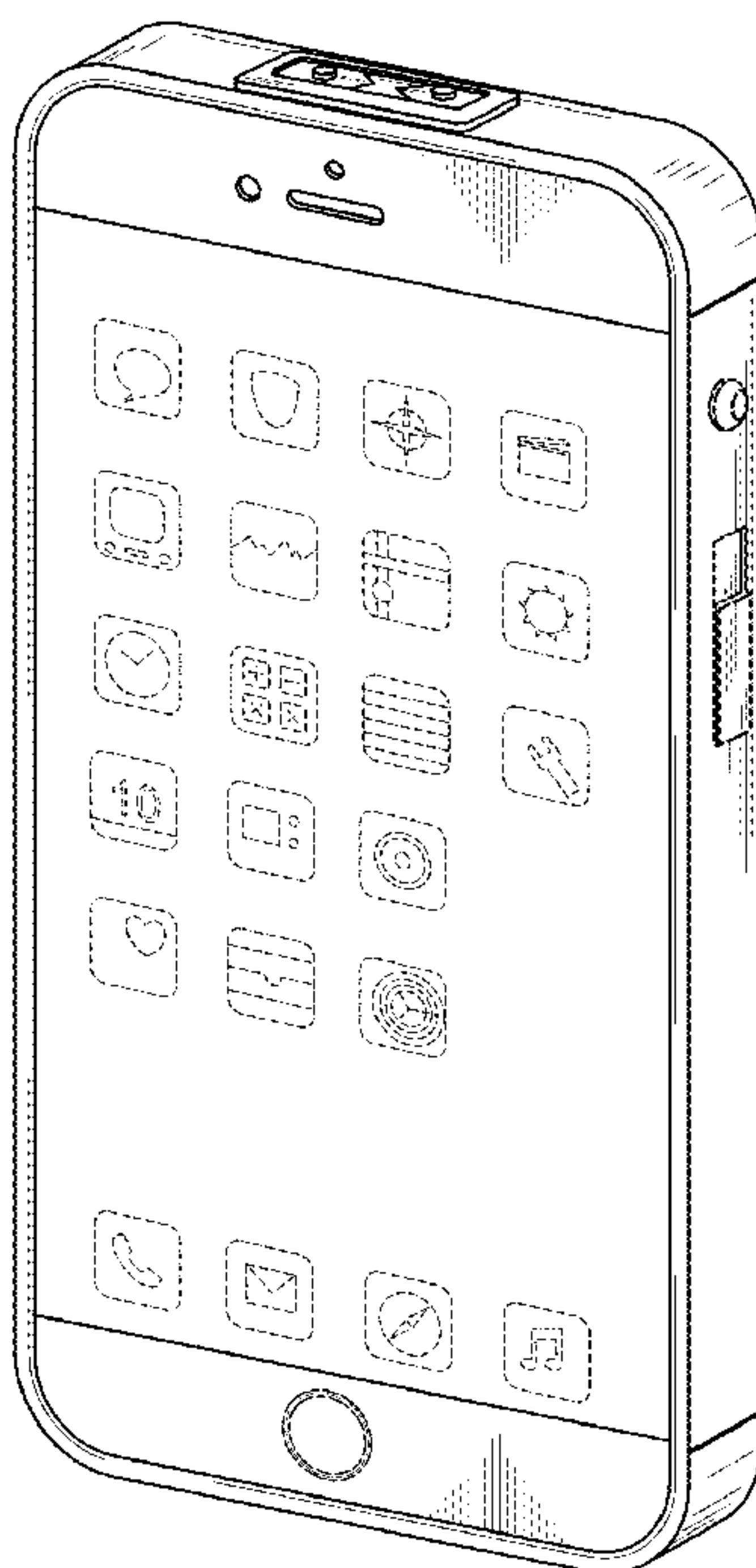
(56) **References Cited**

U.S. PATENT DOCUMENTS

4,719,454 A * 1/1988 Hopkins G08B 21/0446
340/574
D303,137 S * 8/1989 Brown D22/117
D371,417 S * 7/1996 Franks D22/117
D606,129 S 12/2009 Ben-Moshe
D622,243 S 8/2010 Liu
D632,277 S 2/2011 Lu
D633,493 S * 3/2011 Akana D14/341

FIG. 1 is a front perspective view of a stun gun, showing our new design;
FIG. 2 is a front elevational view thereof;
FIG. 3 is a rear elevational view thereof;
FIG. 4 is a left-side elevational view thereof;
FIG. 5 is a right-side elevational view thereof;
FIG. 6 is a top plan view thereof;
FIG. 7 is a bottom plan view thereof; and,
FIG. 8 is a rear perspective view thereof.
The broken lines showing screen icons in FIGS. 1 and 2 and a logo in FIGS. 3 and 8 depict environmental matter and form no part of the claimed design.

1 Claim, 4 Drawing Sheets






FIG. 1

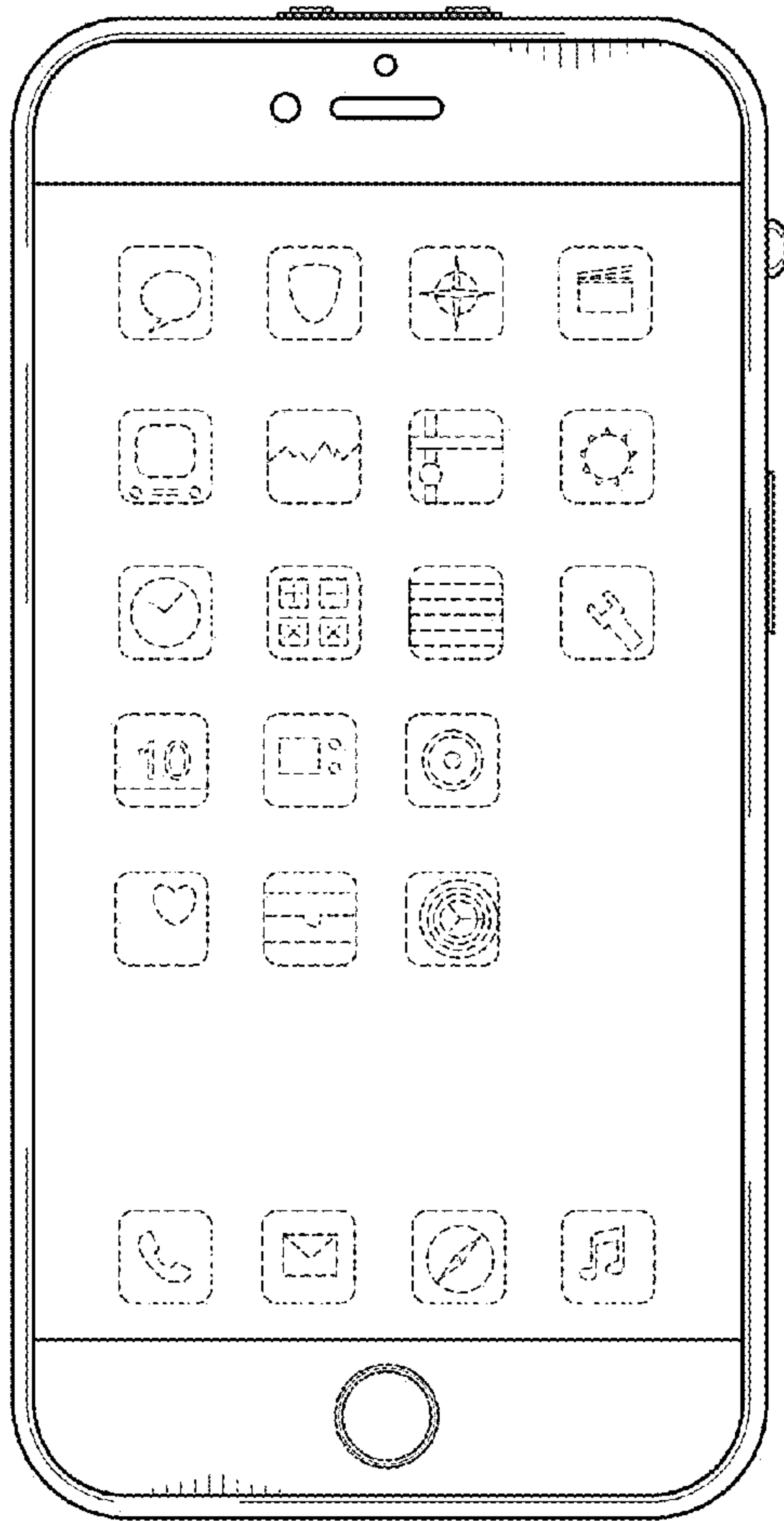


FIG. 2




FIG. 3

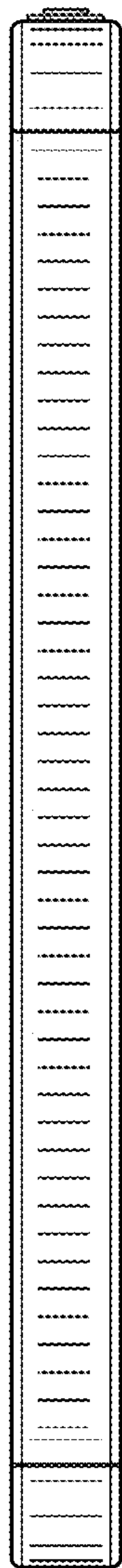


FIG. 4

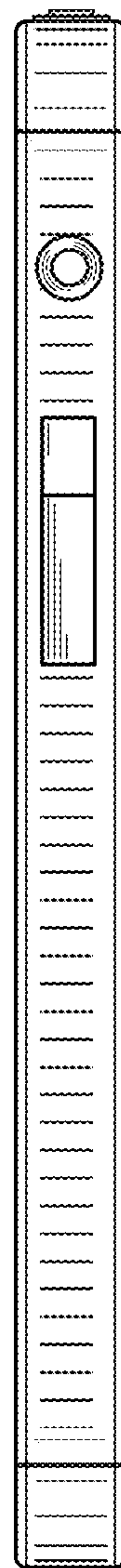


FIG. 5

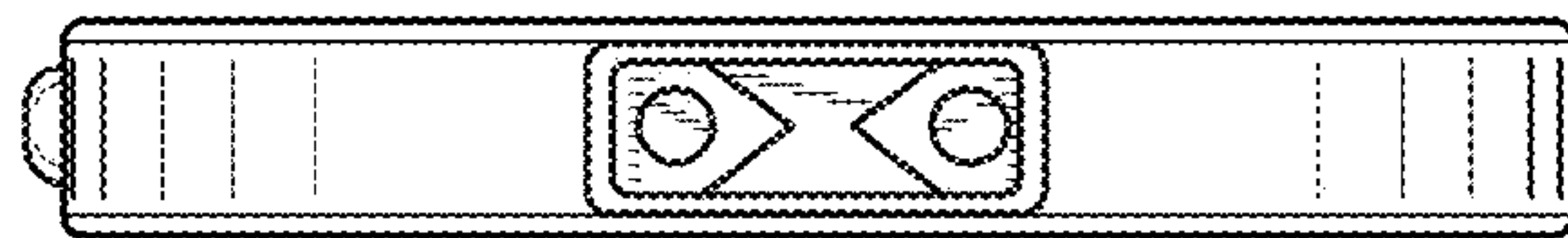


FIG. 6

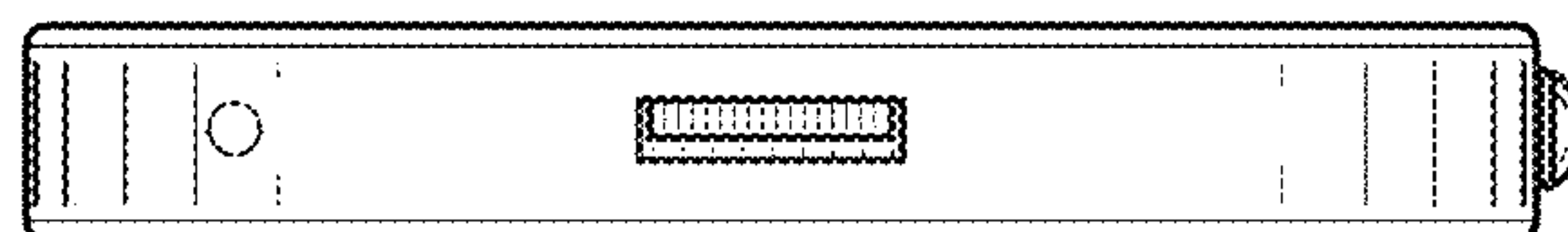


FIG. 7

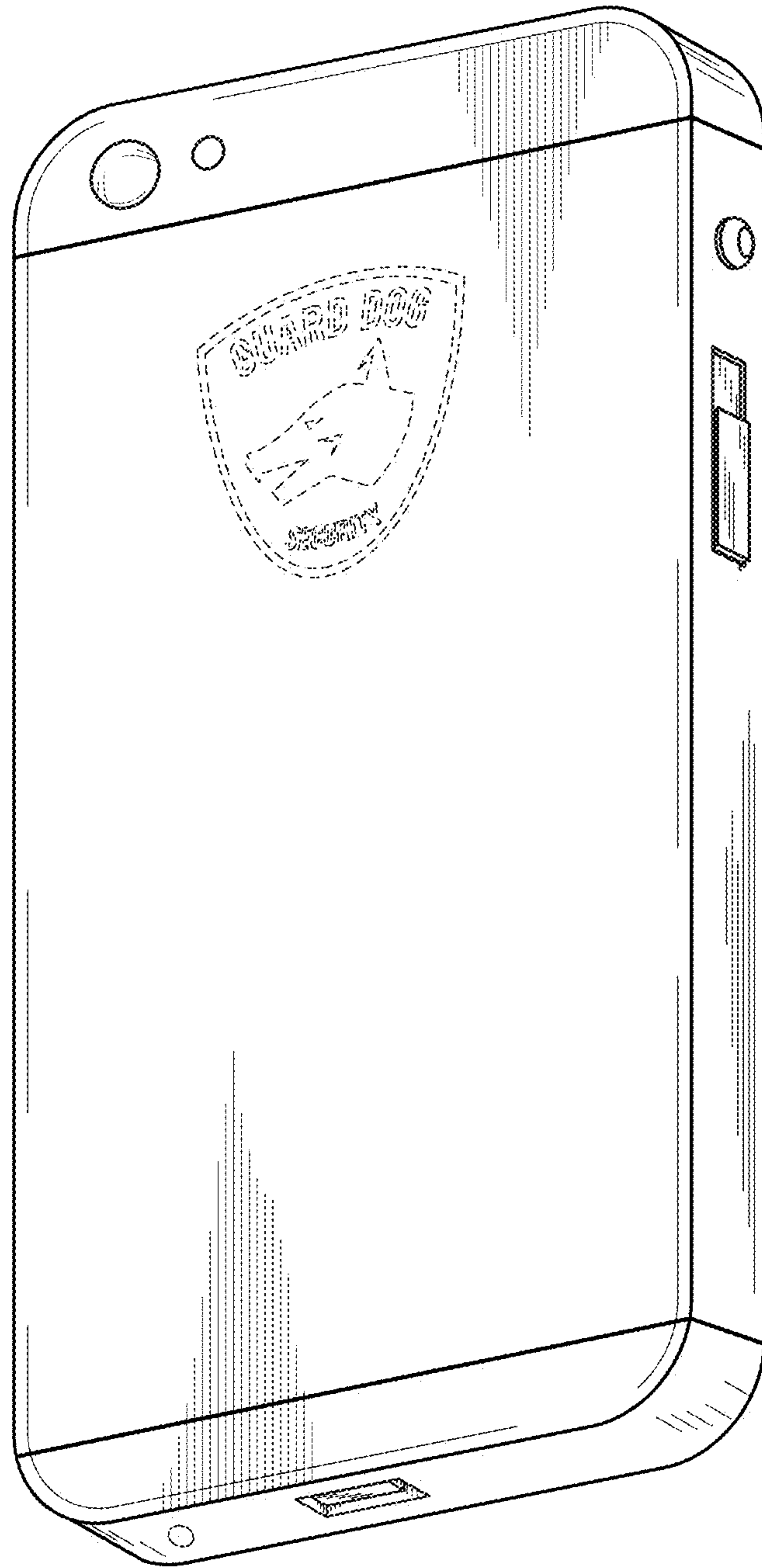


FIG. 8