

US00D750719S

(12) **United States Design Patent**  
**Holland et al.**

(10) **Patent No.:** **US D750,719 S**  
(45) **Date of Patent:** **\*\* Mar. 1, 2016**

(54) **FLEXIBLE HURDLE**

(56) **References Cited**

(71) Applicant: **Pro Performance Sports, L.L.C.**,  
Carlsbad, CA (US)  
(72) Inventors: **Allen Keith Holland**, Carlsbad, CA  
(US); **Kash Oris Bell**, Carlsbad, CA  
(US); **Daniel John Wray**, Carlsbad, CA  
(US)  
(73) Assignee: **Pro Performance Sports, L.L.C.**,  
Carlsbad, CA (US)

U.S. PATENT DOCUMENTS

3,001,795	A *	9/1961	Johnson, Jr. ....	473/197
5,152,727	A *	10/1992	Moore et al. ....	482/15
5,427,381	A *	6/1995	Macaluso et al. ....	273/400
D360,004	S *	7/1995	Johnson ....	D21/504
5,842,940	A *	12/1998	Macaluso ....	473/478
D410,050	S *	5/1999	Matte ....	D21/691
7,666,119	B1 *	2/2010	Jhang ....	482/23
8,313,417	B2 *	11/2012	Dieter et al. ....	482/15
8,636,623	B2 *	1/2014	Ross et al. ....	482/15
2005/0187083	A1 *	8/2005	Krystoff ....	482/140
2008/0287222	A1 *	11/2008	Rowan ....	473/422
2013/0072327	A1 *	3/2013	Hunt ....	473/434

(\*\*) Term: **14 Years**

FOREIGN PATENT DOCUMENTS

(21) Appl. No.: **29/497,427**

CN 201558553 U \* 8/2010

(22) Filed: **Jul. 24, 2014**

\* cited by examiner

(51) **LOC (10) Cl.** ..... **21-02**

*Primary Examiner* — Catherine Tuttle  
(74) *Attorney, Agent, or Firm* — Squire Patton Boggs (US)  
LLP

(52) **U.S. Cl.**  
USPC ..... **D21/800**

(58) **Field of Classification Search**  
USPC ..... D21/302, 303, 662, 679, 686, 691, 698,  
D21/699, 700, 705, 788, 797, 800;  
D10/109.1, 111, 113.1, 113.3;  
D25/38.1  
CPC ..... A63K 3/04; A63K 3/043; A63K 3/046;  
A63B 5/00; A63B 5/12; A63B 3/00; A63B  
63/00; A63B 63/004; A63B 63/008; A63B  
69/002; A63B 69/0024; A63B 69/0026;  
A63B 69/0028; A63B 2244/08; A63B  
2244/088; A63B 2244/24; A63B 71/022

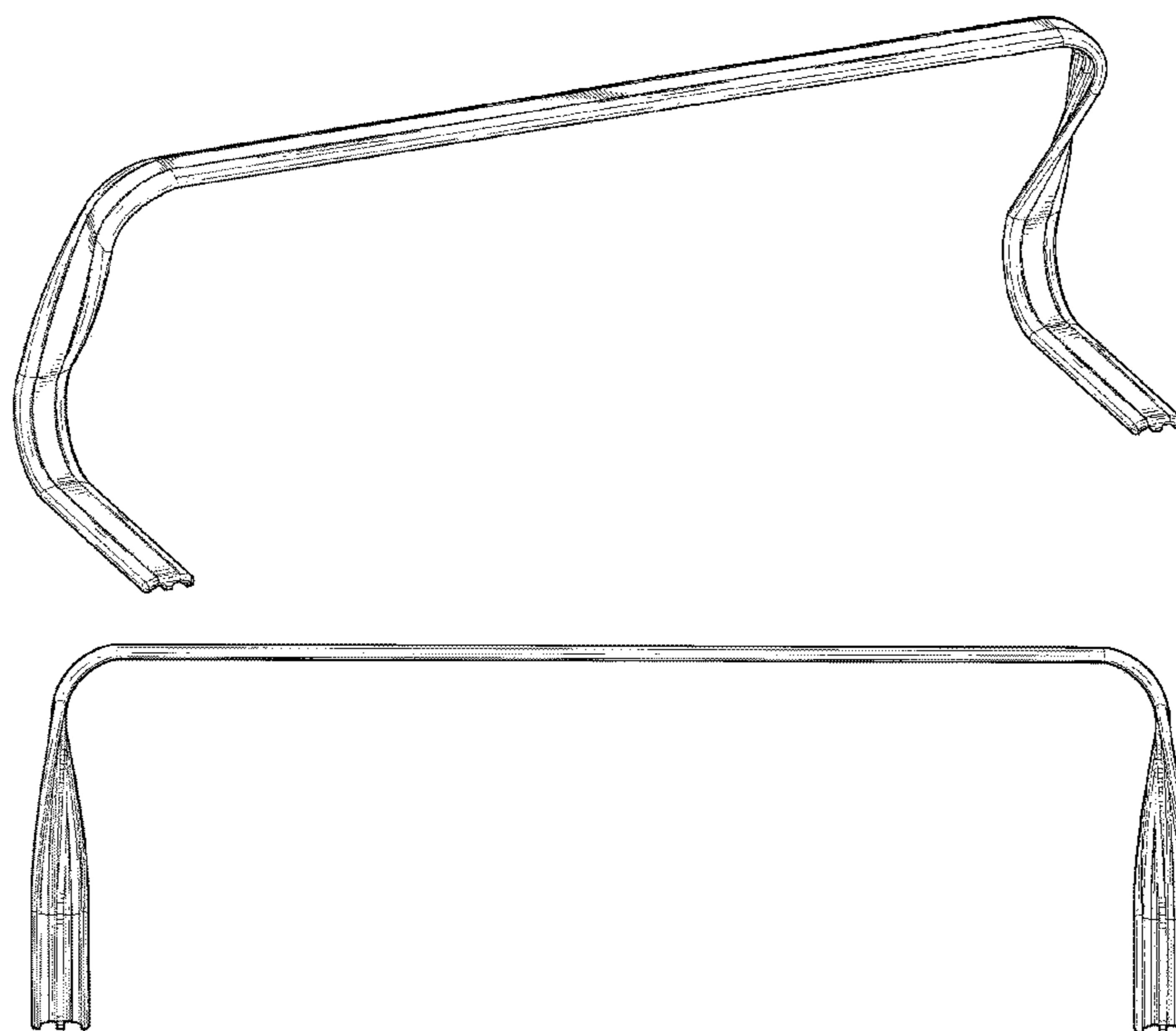
(57) **CLAIM**  
The ornamental design for a flexible hurdle, as shown and  
described.

**DESCRIPTION**

FIG. 1 is a top, rear and right side perspective view showing  
our new design for a flexible hurdle;  
FIG. 2 is a bottom, front and right side perspective view  
thereof;  
FIG. 3 is a rear view thereof;  
FIG. 4 is a front view thereof;  
FIG. 5 is a left side view thereof;  
FIG. 6 is a right side view thereof;  
FIG. 7 is a top view thereof; and,  
FIG. 8 is a bottom view thereof.

See application file for complete search history.

**1 Claim, 8 Drawing Sheets**



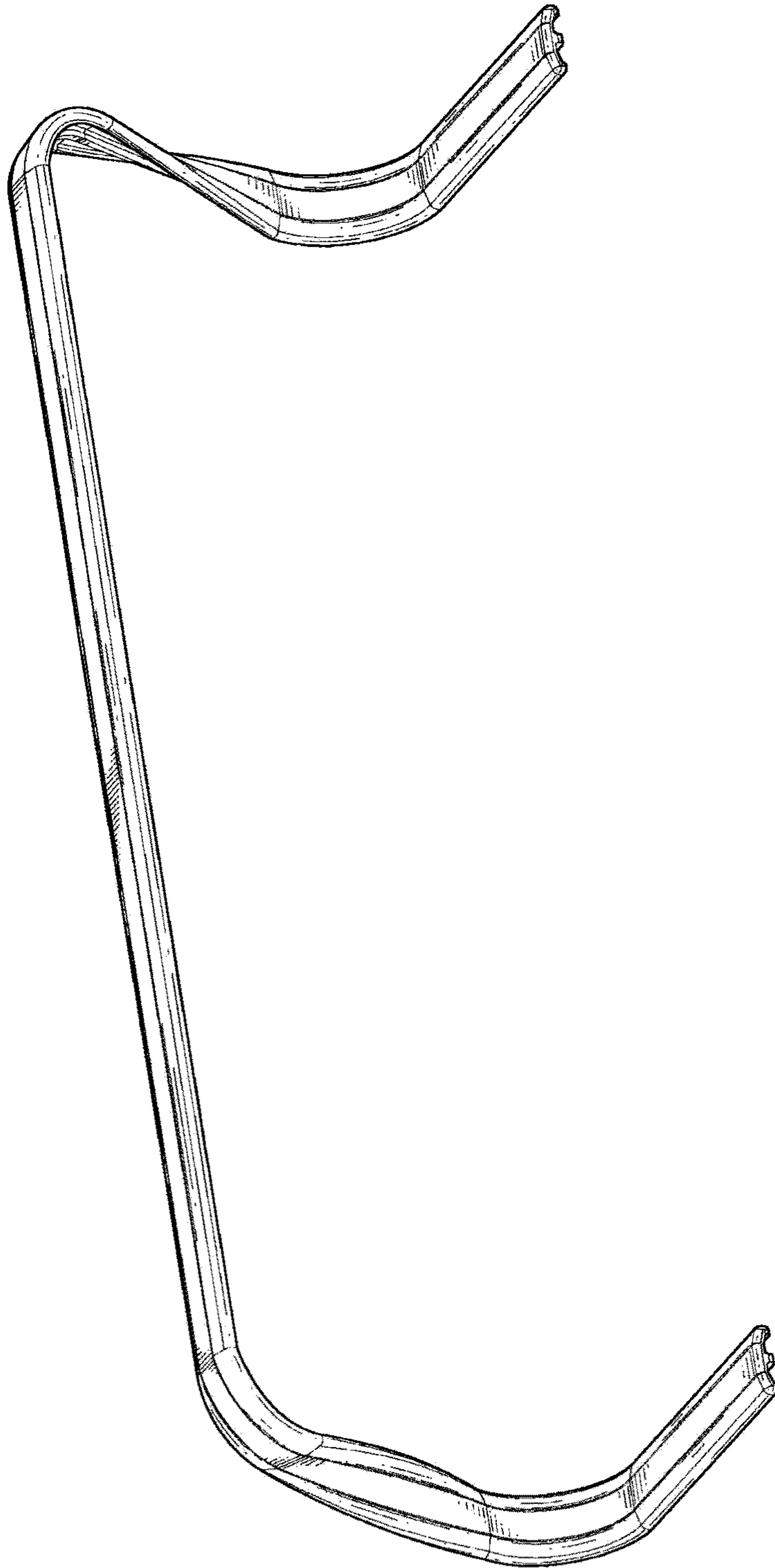


FIG. 1

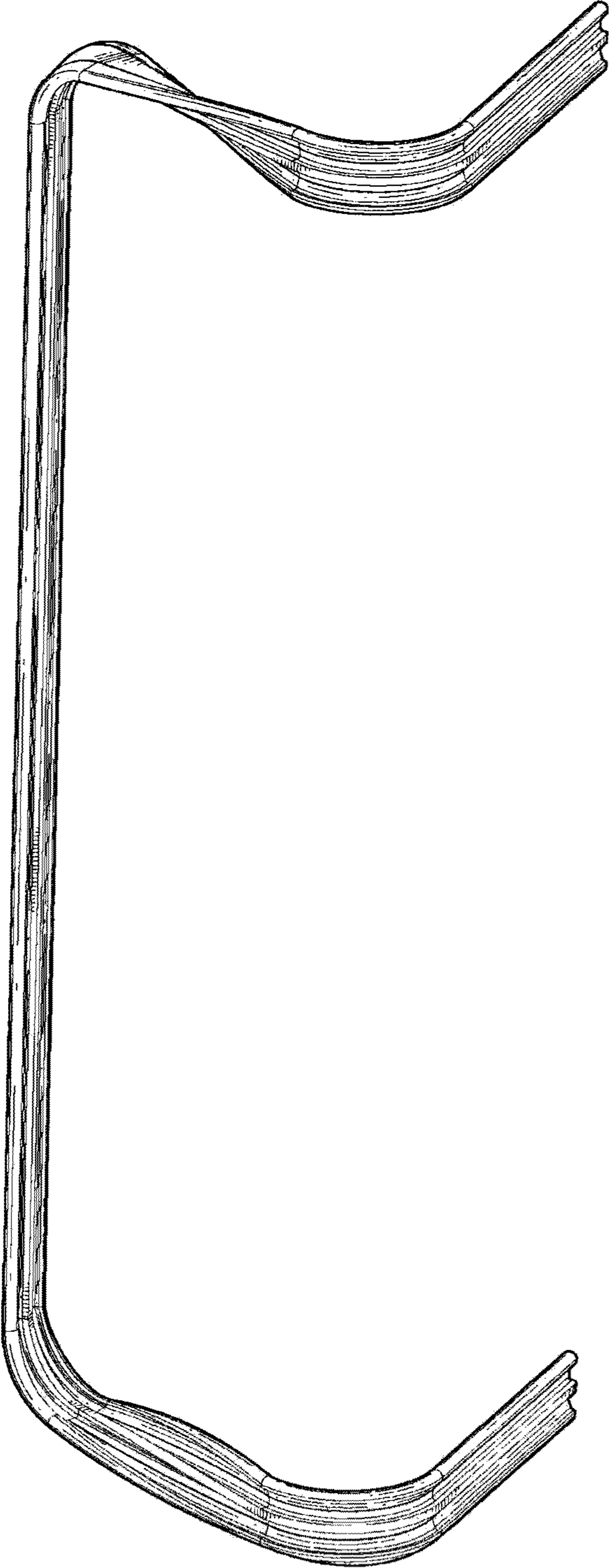


FIG. 2




FIG. 3




FIG. 4

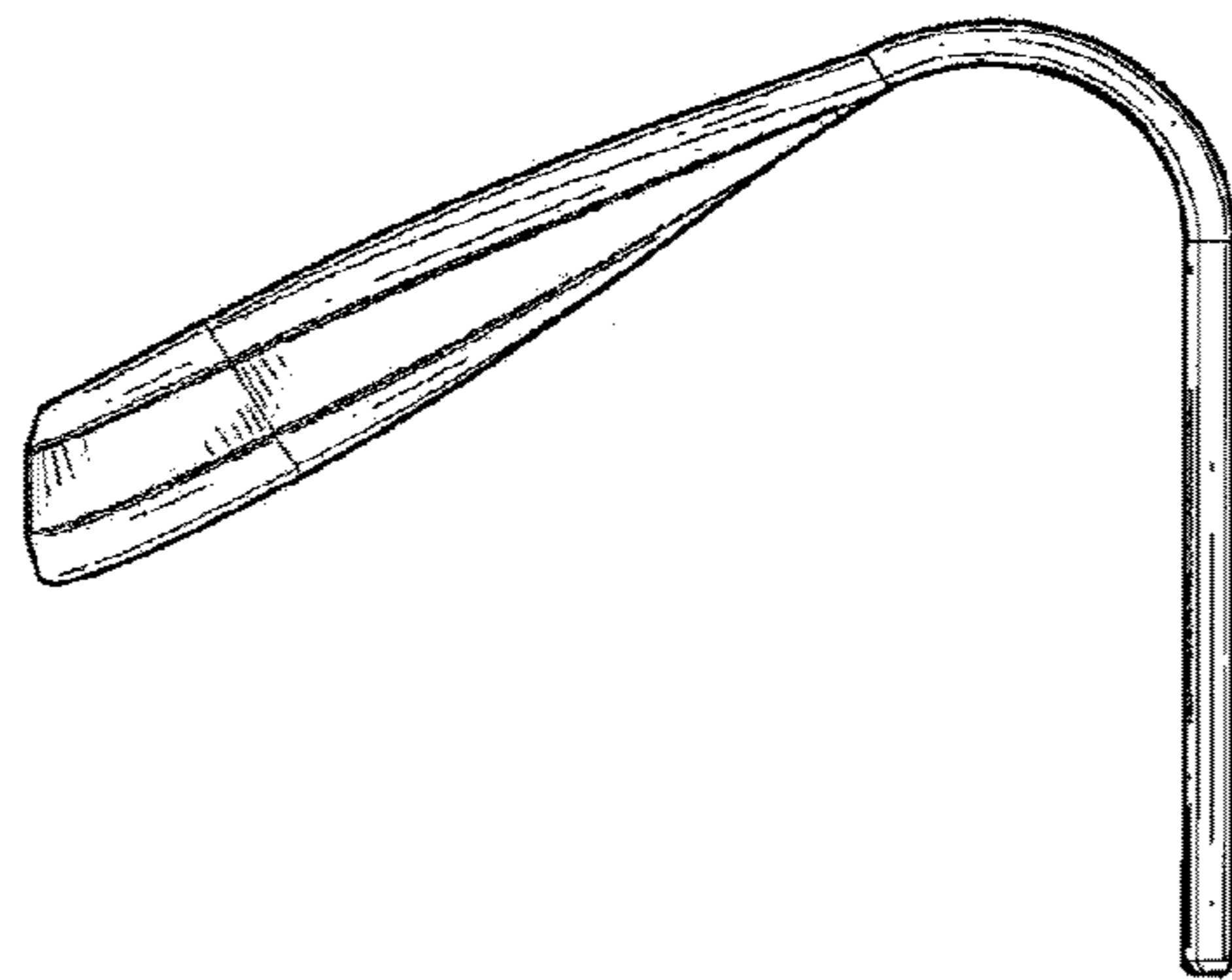


FIG. 5

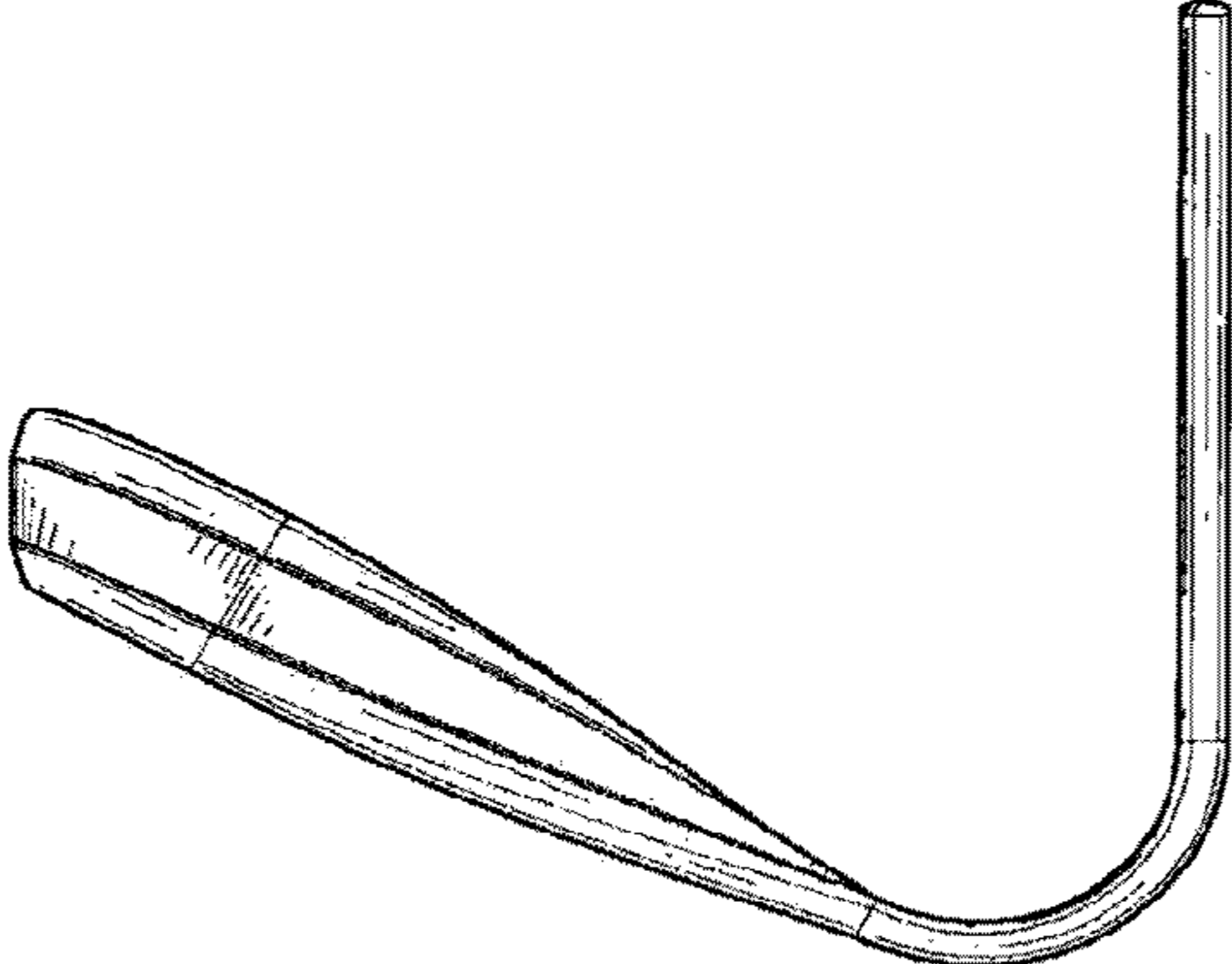


FIG. 6

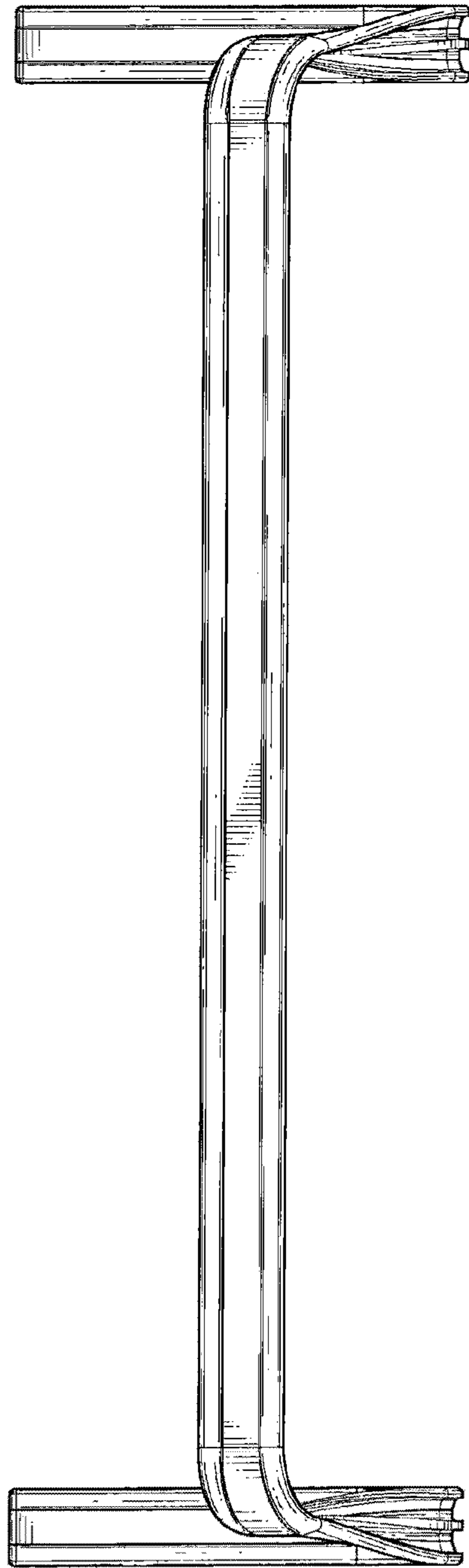


FIG. 7



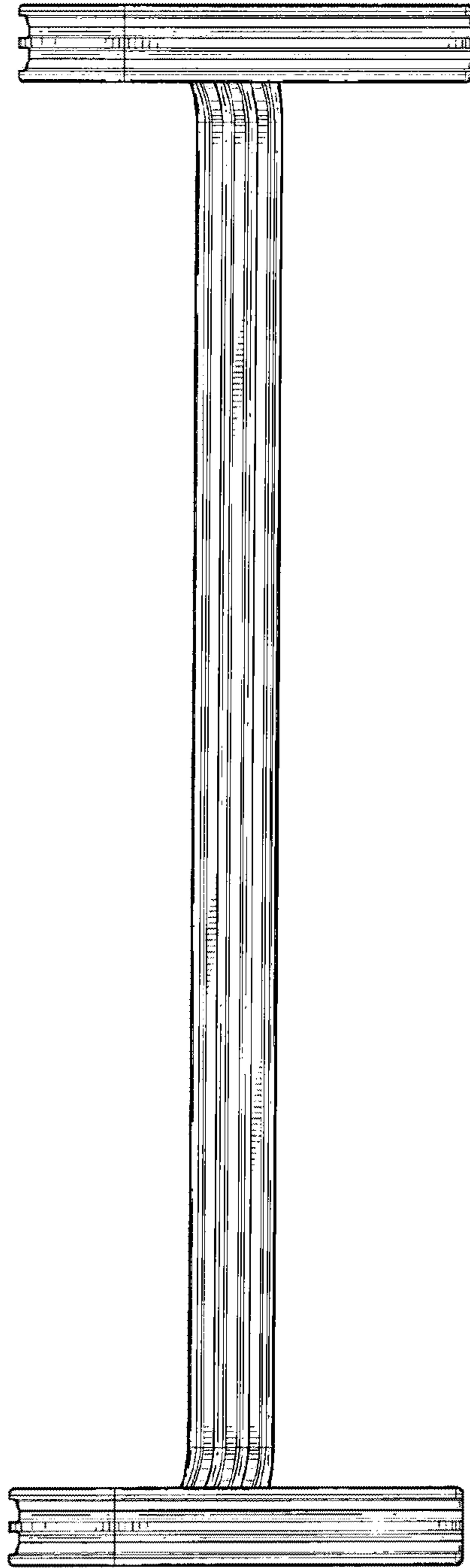


FIG. 8