

US00D750709S

(12) **United States Design Patent**
Shvarts

(10) **Patent No.:** **US D750,709 S**
(45) **Date of Patent:** **** Mar. 1, 2016**

(54) **ADHESIVE FILM**

(71) Applicant: **Alexander Shvarts**, Miami Beach, FL
(US)

(72) Inventor: **Alexander Shvarts**, Miami Beach, FL
(US)

(**) Term: **14 Years**

(21) Appl. No.: **29/491,862**

(22) Filed: **May 27, 2014**

(51) **LOC (10) Cl.** **19-08**

(52) **U.S. Cl.**
USPC **D20/27**

(58) **Field of Classification Search**
USPC D20/10, 11, 19, 22-28, 40, 99; D9/434,
D9/457; D19/1, 9, 10; D24/189
CPC G09F 1/00; G09F 1/02; G09F 3/00;
G09F 3/02; G09F 3/04; G09F 3/08; G09F
3/10; G09F 3/14; G09F 3/16; G09F 3/20;
G09F 3/203; G09F 3/207; G09F 3/0288;
G09F 3/0289; G09F 3/0297; G09F 3/0298;
G09F 7/18; G09F 7/22; G09F 23/00; G09F
23/10; G09F 2003/0208; G09F 2003/0264;
G09F 2003/0266; G09F 2003/0272; G09F
2003/0273; G09F 2003/0285; G09F 29/00;
B42D 15/00; B42D 15/0045; B42D 15/0053;
B42D 15/02; B42D 15/045

See application file for complete search history.

(56) **References Cited**

U.S. PATENT DOCUMENTS

1,788,004 A * 1/1931 Williams G09F 3/00
40/671

3,404,407 A * 10/1968 Lapidus A41B 13/10
2/49.1

4,025,012 A * 5/1977 Chan F21V 35/00
248/152

5,829,980 A * 11/1998 Sheridan A61C 7/00
264/554

6,128,840 A * 10/2000 Boisvert G09F 5/04
206/8

6,177,163 B1 * 1/2001 Blok G09F 3/10
156/268

D635,194 S * 3/2011 Katz D20/27

D686,665 S * 7/2013 Bak D20/11

D686,666 S * 7/2013 Lee D20/11

D701,915 S * 4/2014 O'Beirne D20/26

2006/0143963 A1 * 7/2006 Nowakowski G09F 3/04
40/673

2008/0066354 A1 * 3/2008 Stone B42D 9/007
40/124.191

2010/0092713 A1 * 4/2010 Bullard B41M 1/12
428/40.1

* cited by examiner

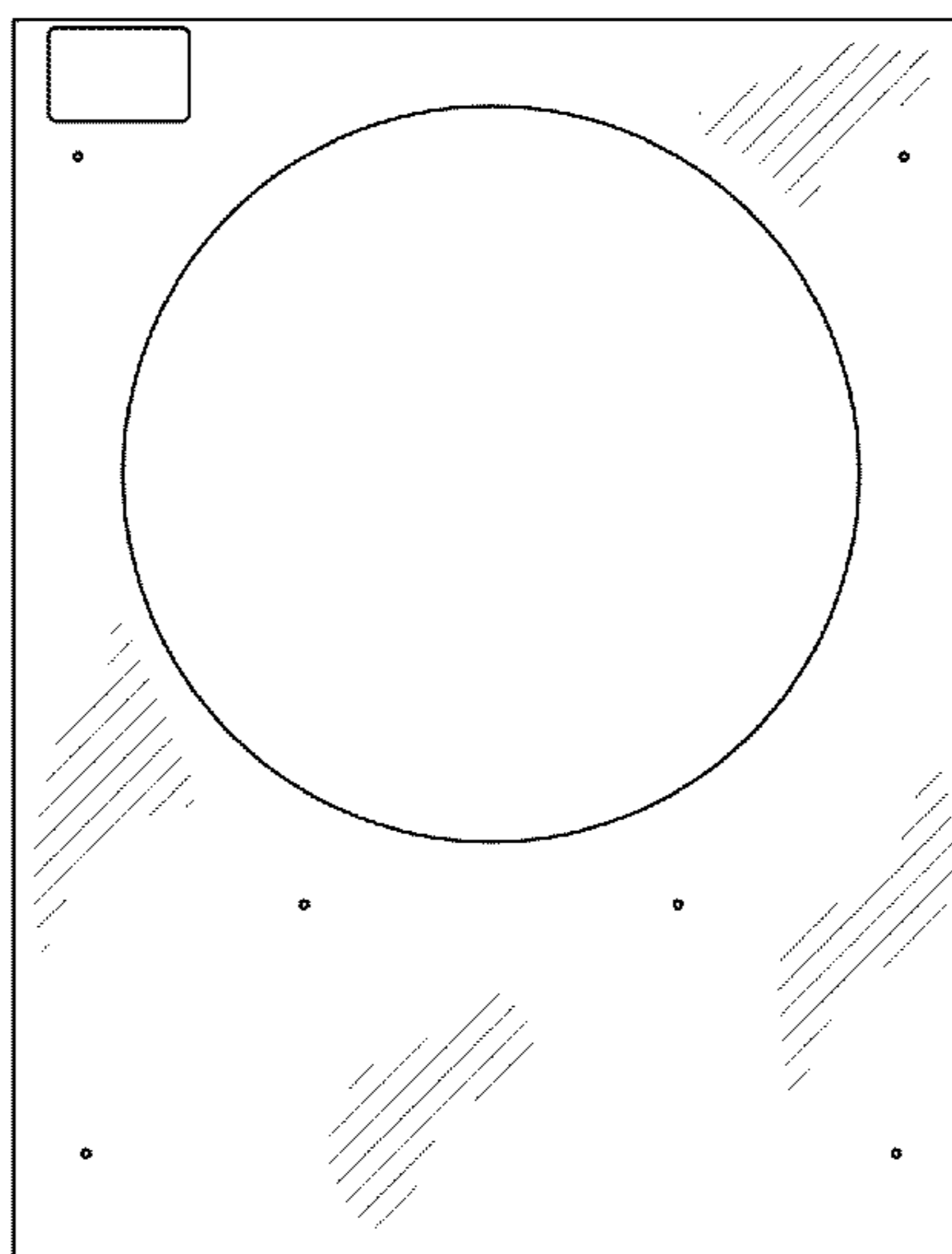
Primary Examiner — Mary Ann Calabrese
(74) *Attorney, Agent, or Firm* — Mark Terry

(57) **CLAIM**
The ornamental design for an adhesive film, as shown and described.

DESCRIPTION

FIG. 1 is a front view of an adhesive film, showing the new design;
FIG. 2 is a rear view thereof;
FIG. 3 is a left perspective view thereof;
FIG. 4 is a right perspective view of thereof;
FIG. 5 is a side view thereof; and,
FIG. 6 is a top view thereof.

1 Claim, 3 Drawing Sheets






Fig. 1

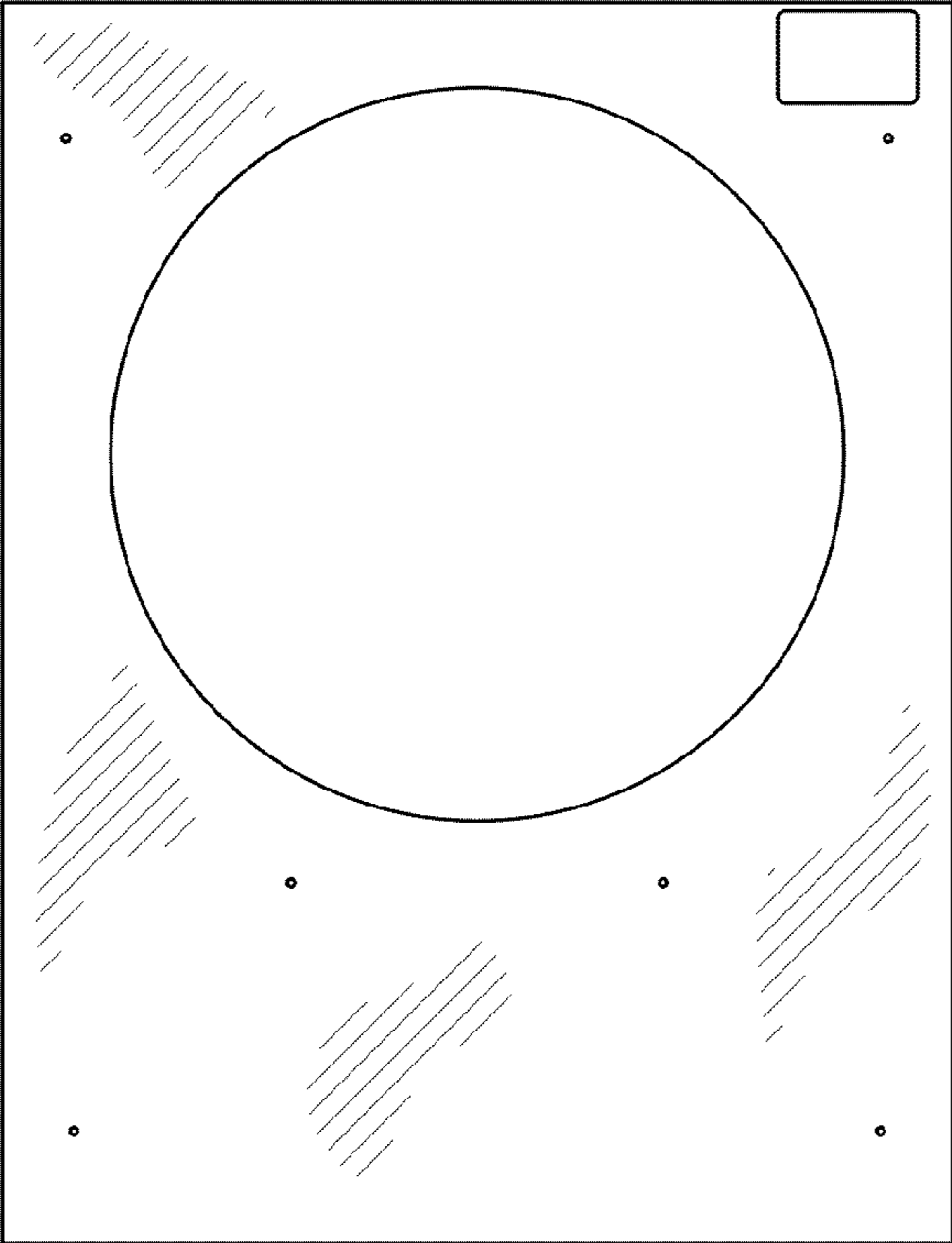


Fig. 2

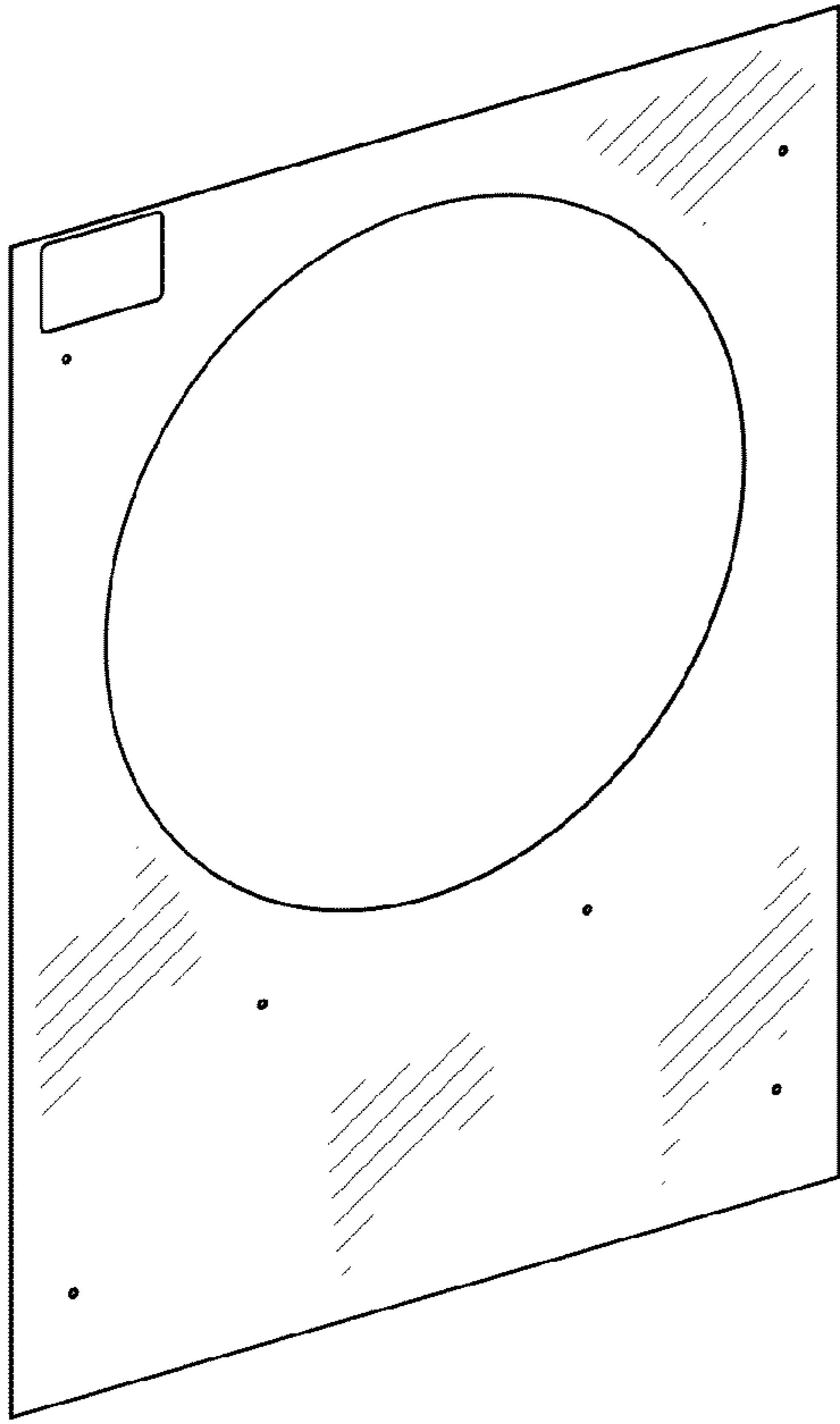


Fig. 3

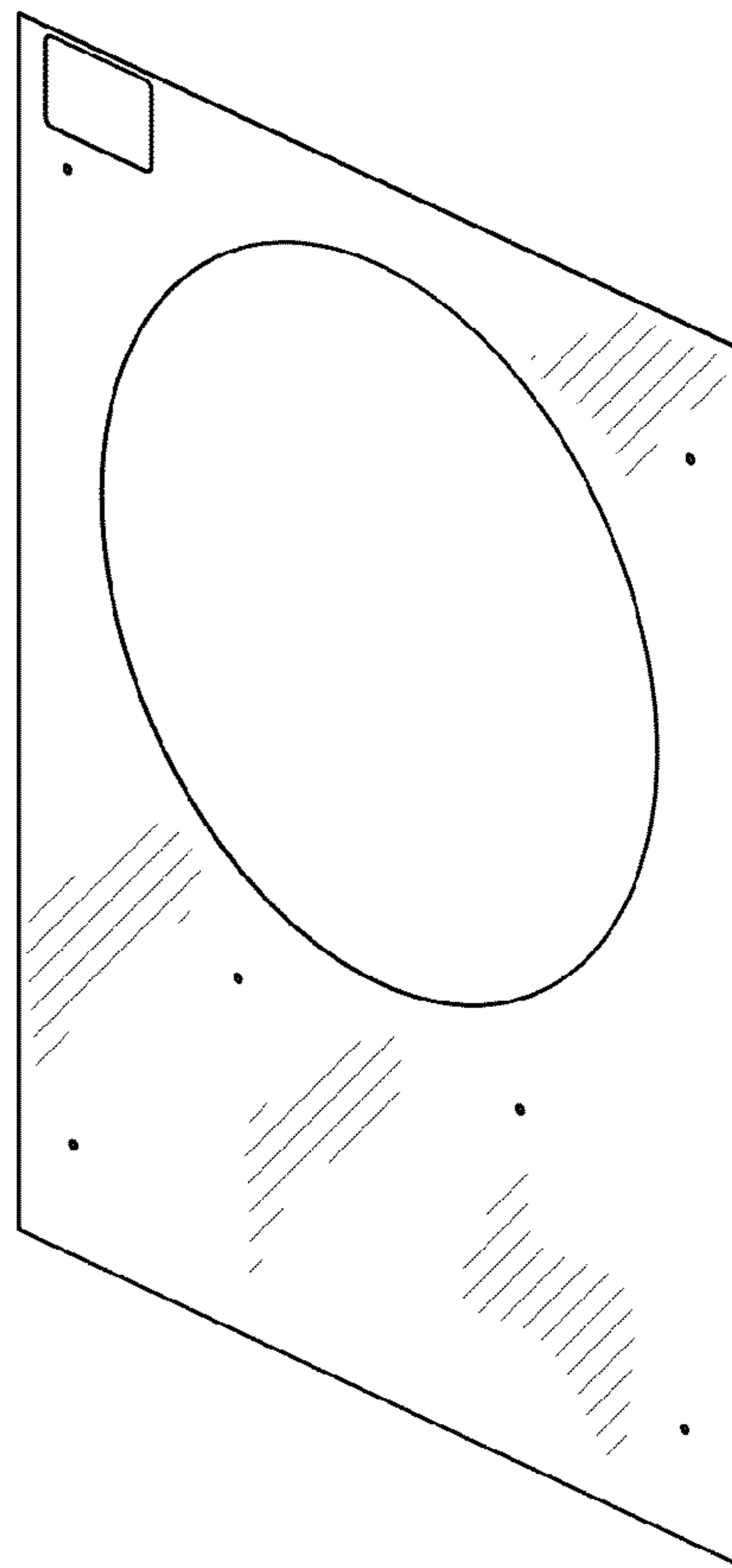


Fig. 4



Fig. 5



Fig. 6