



US00D750705S

(12) **United States Design Patent**
Lee

(10) **Patent No.:** **US D750,705 S**
(45) **Date of Patent:** **** Mar. 1, 2016**

(54) **PRINTER**

(71) Applicant: **Samsung Electronics Co., Ltd.**,
Suwon-si, Gyeonggi-do (KR)

(72) Inventor: **Sang-In Lee**, Seongnam-si (KR)

(73) Assignee: **SAMSUNG ELECTRONICS CO., LTD.** (KR)

(**) Term: **14 Years**

(21) Appl. No.: **29/483,298**

(22) Filed: **Feb. 27, 2014**

(30) **Foreign Application Priority Data**

Sep. 16, 2013 (KR) 30-2013-0047802

(51) **LOC (10) Cl.** **14-02**

(52) **U.S. Cl.**
USPC **D18/50**

(58) **Field of Classification Search**
USPC D18/14, 19, 50, 54, 54.1, 55;
D14/420-426, 462-470, 170-171,
D14/188-189, 193-198; 400/613,
400/613.1-613.4, 690.1-690.4, 691-694;
D16/235

See application file for complete search history.

(56) **References Cited**

U.S. PATENT DOCUMENTS

D277,190	S	*	1/1985	Sadler	D18/55
D293,684	S	*	1/1988	Sadler et al.	D18/34.5
D491,220	S	*	6/2004	Whitehorn et al.	D18/50
D492,719	S	*	7/2004	Schmitt et al.	D18/50
D518,093	S	*	3/2006	de Salis et al.	D18/55
D523,071	S	*	6/2006	Katayama et al.	D18/50
D578,494	S	*	10/2008	Hattori	D18/55
D641,396	S	*	7/2011	Park et al.	D18/55
D660,908	S	*	5/2012	Leman et al.	D18/55
D685,412	S	*	7/2013	Jihoon et al.	D18/50
D715,853	S	*	10/2014	Kim et al.	D18/50

* cited by examiner

Primary Examiner — Cathy Anne MacCormac

(74) *Attorney, Agent, or Firm* — Cantor Colburn LLP

(57) **CLAIM**

The ornamental design for a printer, as shown and described.

DESCRIPTION

FIG. 1 is a front perspective view of a printer showing my new design;
FIG. 2 is a front view thereof;
FIG. 3 is a rear view thereof;
FIG. 4 is a side view thereof;
FIG. 5 is another side view thereof;
FIG. 6 is a top view thereof;
FIG. 7 is a bottom view thereof; and,
FIG. 8 is another front perspective view thereof, in which a paper tray is installed on the printer.
The broken lines illustrating portions of the Printer depict environmental subject matter, are for illustrative purposes only and form no part of the claimed design.

1 Claim, 5 Drawing Sheets

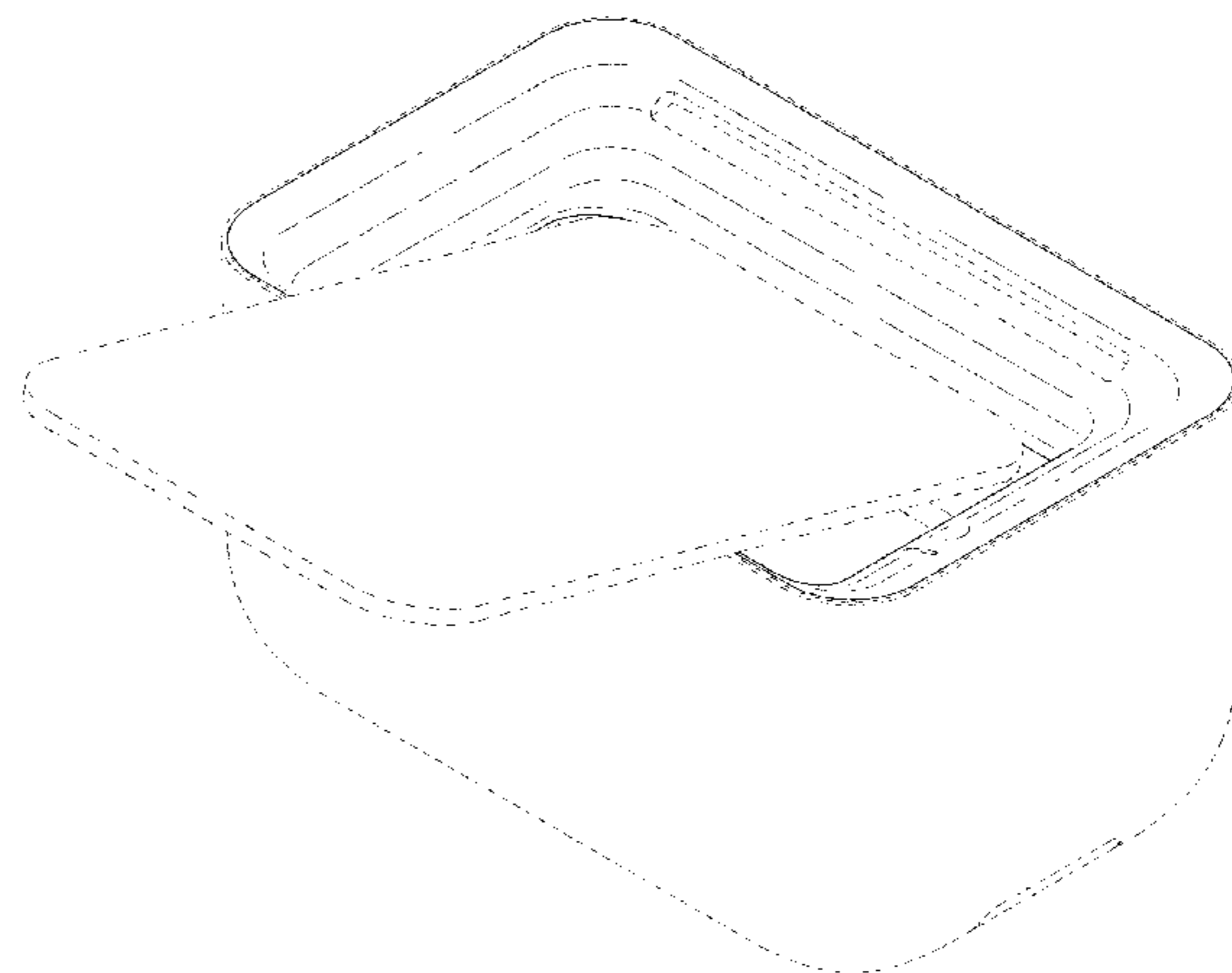
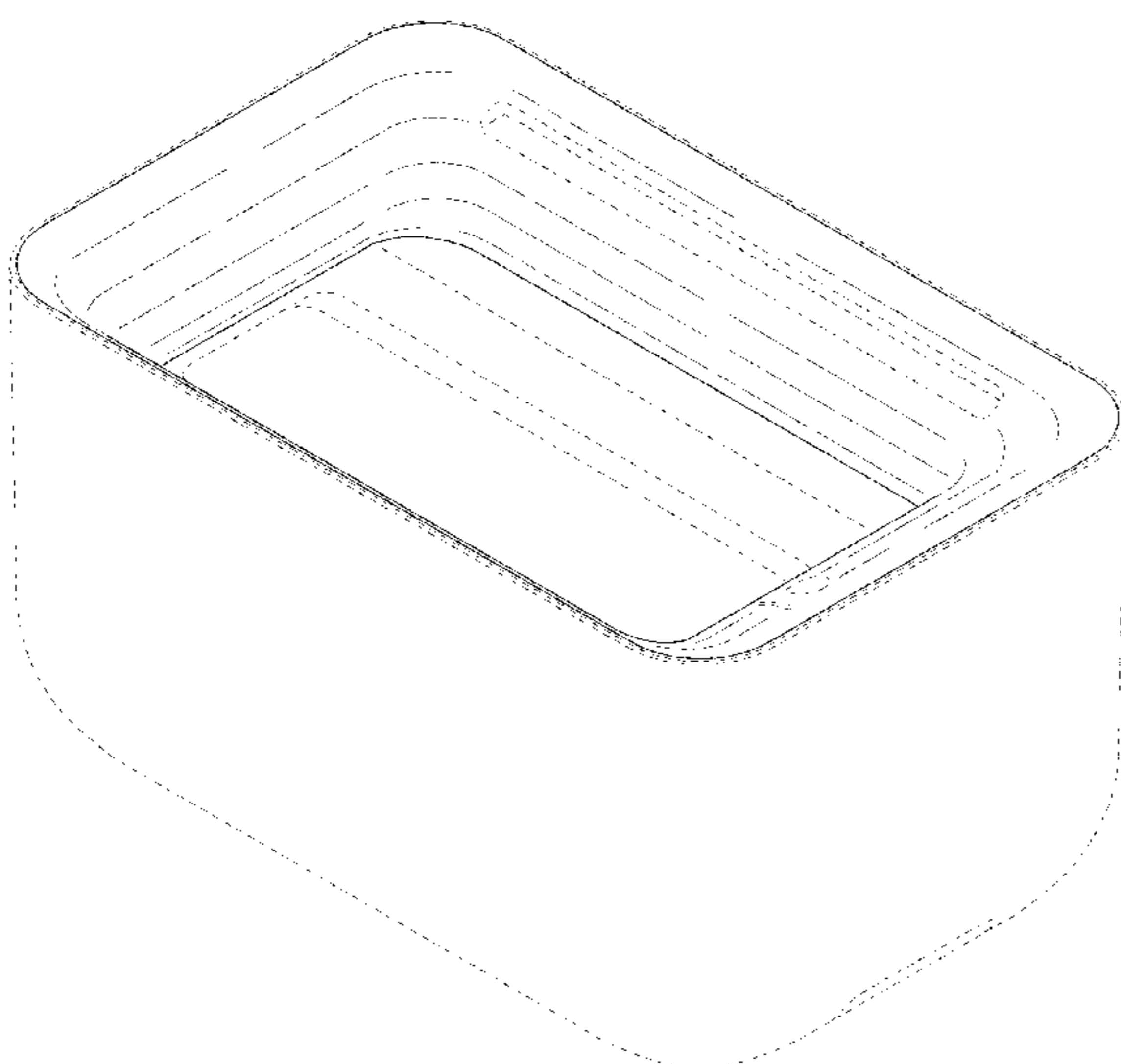


FIG.1

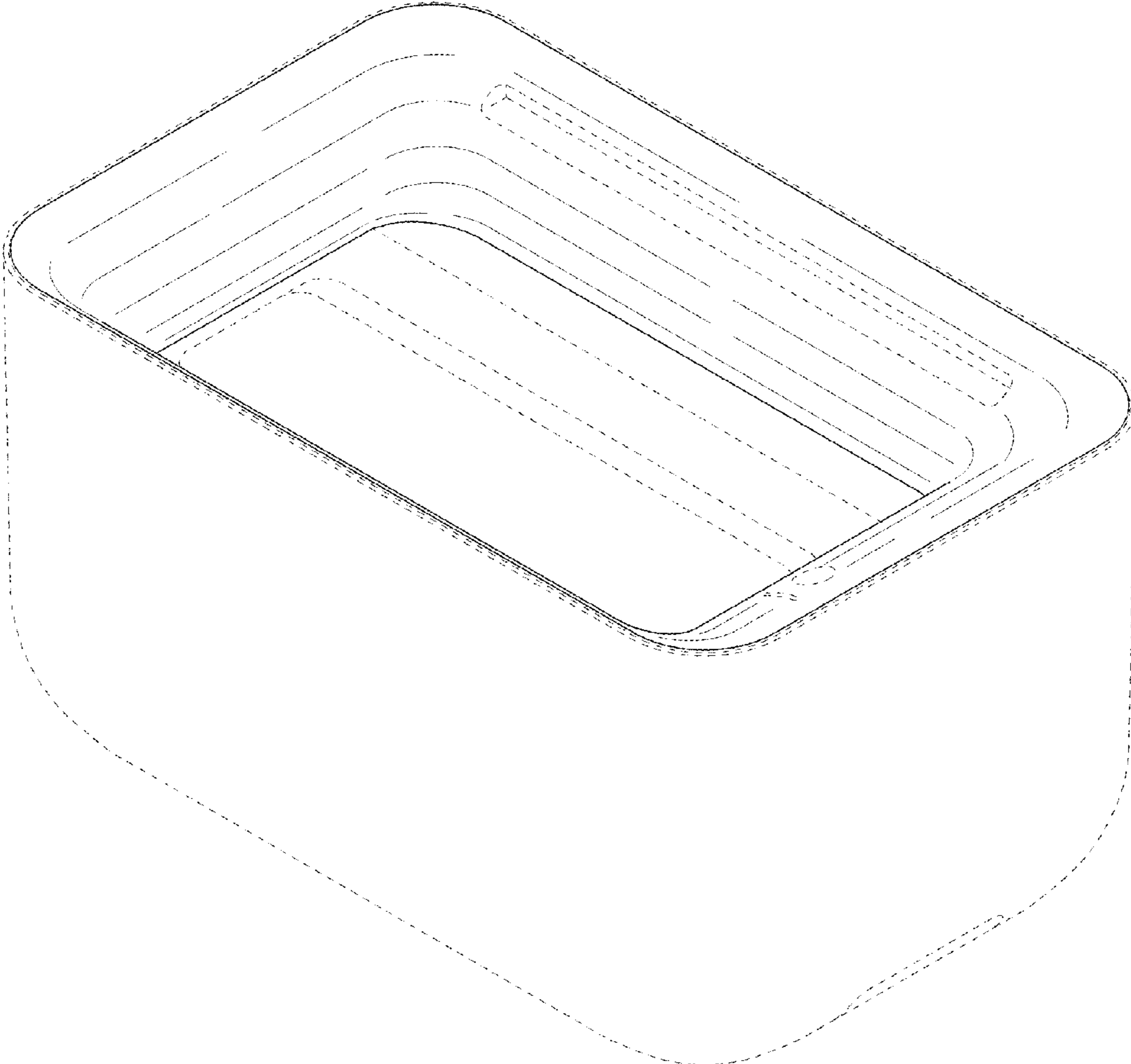


FIG.2



FIG.3



FIG.4




FIG.5




FIG.6




FIG.7



FIG.8

