



US00D750700S

(12) **United States Design Patent**  
**Abate**

(10) **Patent No.:** **US D750,700 S**

(45) **Date of Patent:** **\*\* Mar. 1, 2016**

(54) **GUITAR BODY**

(71) Applicant: **John F. Abate**, Perrineville, NJ (US)

(72) Inventor: **John F. Abate**, Perrineville, NJ (US)

(\*\*) Term: **14 Years**

(21) Appl. No.: **29/463,641**

(22) Filed: **Jan. 23, 2014**

(51) **LOC (10) Cl.** ..... **17-03**

(52) **U.S. Cl.**  
USPC ..... **D17/20**

(58) **Field of Classification Search**  
USPC ..... D17/4, 9, 14, 17, 18, 19, 20, 21, 24, 99;  
D21/398, 405, 409, 483, 658  
CPC ..... G10D 1/00; G10D 1/02; G10D 1/08;  
G10D 1/085; G10D 3/04; G10D 3/06; G10D  
3/00; G10H 2230/135; G10H 1/342; G10H  
3/18; G10H 1/0066; Y10S 84/30; G09B 15/06  
See application file for complete search history.

(56) **References Cited**

**U.S. PATENT DOCUMENTS**

D80,246 S *	12/1929	Starke	.....	D17/18
D181,865 S *	1/1958	McCarty	.....	D17/14
D256,251 S *	8/1980	Grimes	.....	D17/14
D279,478 S *	7/1985	Sargent	.....	D17/18
D293,252 S *	12/1987	Powers	.....	D17/20
D296,704 S *	7/1988	Goins	.....	D17/18
4,890,529 A *	1/1990	Grant	.....	84/291
D308,216 S *	5/1990	Harriott	.....	D17/14
D309,745 S *	8/1990	Matheny	.....	D17/20
D311,413 S *	10/1990	Pakis	.....	D17/20
D328,914 S *	8/1992	Harriott	.....	D17/20
D330,720 S *	11/1992	Harriott	.....	D17/20
D499,757 S *	12/2004	Hoffman	.....	D17/14
D565,643 S *	4/2008	Li	.....	D17/18
D568,926 S *	5/2008	Clark	.....	D17/18
D610,605 S *	2/2010	Shannon	.....	D17/14

D741,400 S \* 10/2015 Theriault ..... D17/20  
2012/0071238 A1\* 3/2012 Bala et al. .... 463/31

\* cited by examiner

*Primary Examiner* — Sheryl Lane

*Assistant Examiner* — Ieisha Price

(57) **CLAIM**

The ornamental design for a guitar body, as shown and described.

**DESCRIPTION**

FIG. 1 is a front view of a first embodiment of a guitar body in accordance with the invention.

FIG. 2 is a rear view of a first embodiment of a guitar body in accordance with the invention.

FIG. 3 is a right side view of a first embodiment of a guitar body in accordance with the invention.

FIG. 4 is a left side view of a first embodiment of a guitar body in accordance with the invention.

FIG. 5 is a bottom view of a first embodiment of a guitar body in accordance with the invention.

FIG. 6 is a top view of a first embodiment of a guitar body in accordance with the invention.

FIG. 7 is a front view of a second embodiment of a guitar body in accordance with the invention.

FIG. 8 is a rear view of a second embodiment of a guitar body in accordance with the invention.

FIG. 9 is a right side view of a second embodiment of a guitar body in accordance with the invention.

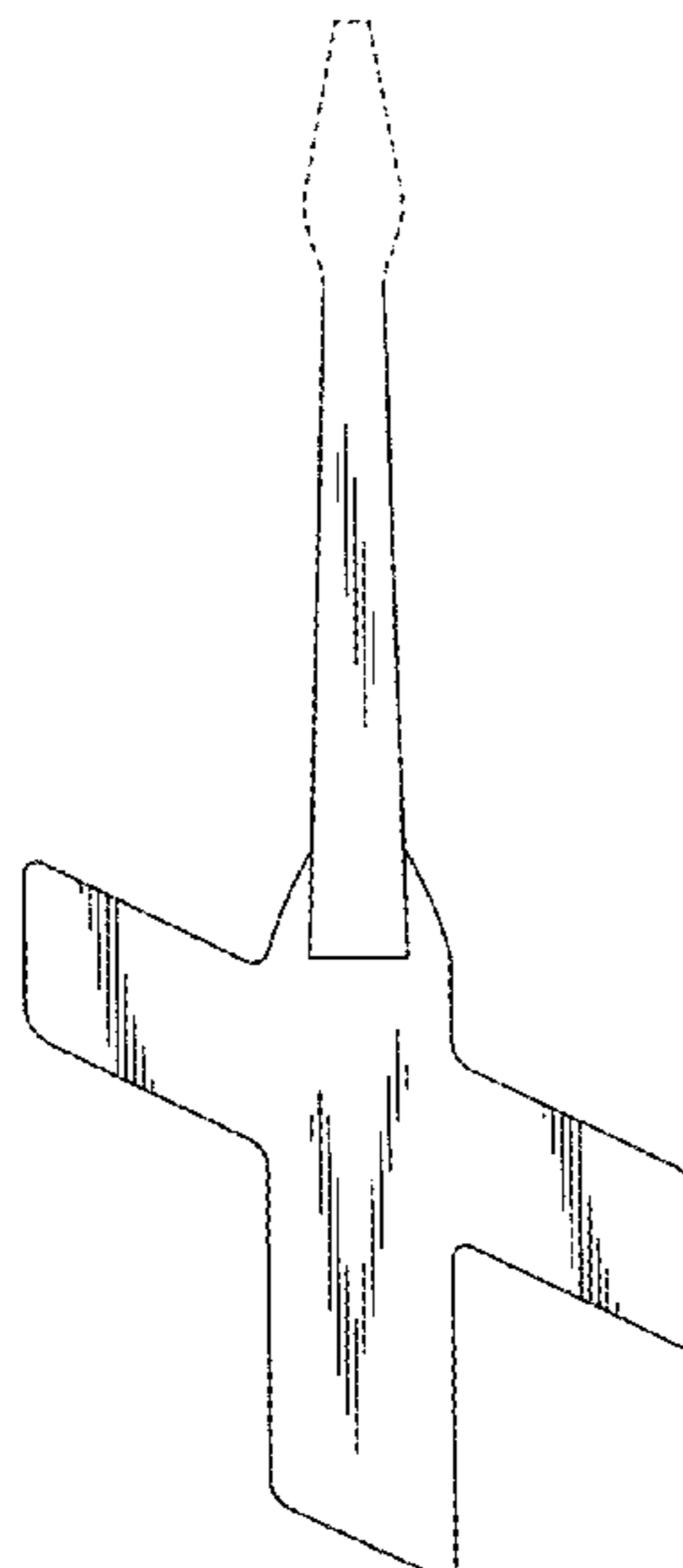
FIG. 10 is a left side view of a second embodiment of a guitar body in accordance with the invention.

FIG. 11 is a bottom view of a second embodiment of a guitar body in accordance with the invention; and,

FIG. 12 is a top view of a second embodiment of a guitar body in accordance with the invention.

The broken lines in the drawings illustrate portions of the guitar body and form no part of the claimed design.

**1 Claim, 10 Drawing Sheets**



**FIG. 1**

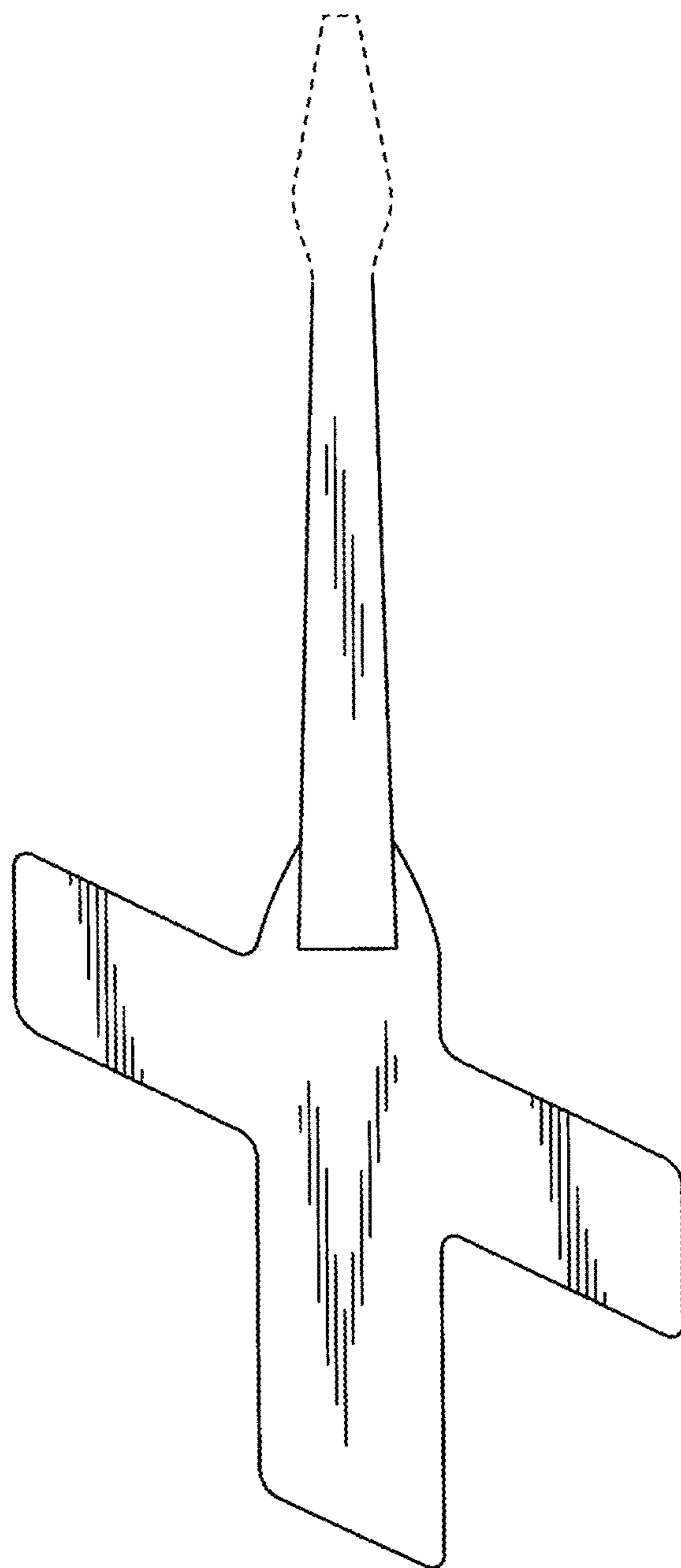
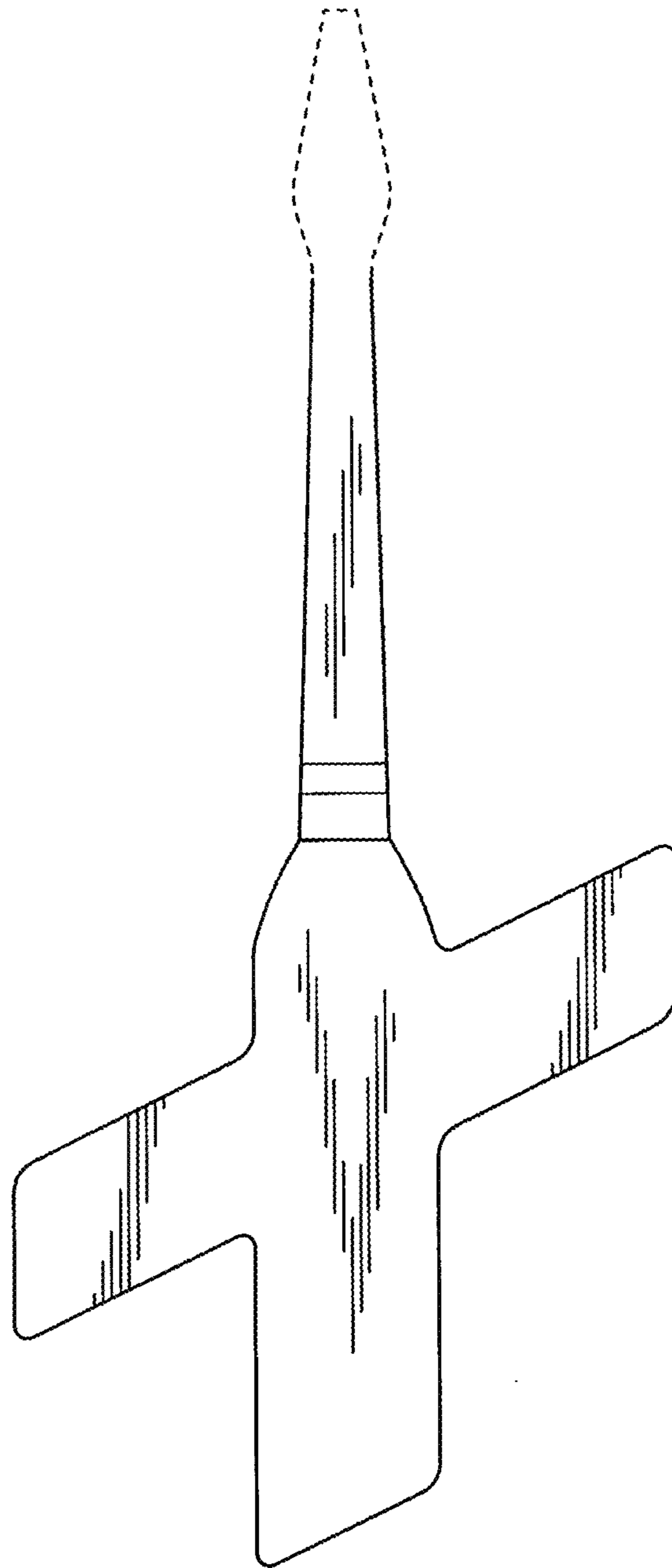


FIG. 2



**FIG. 3**

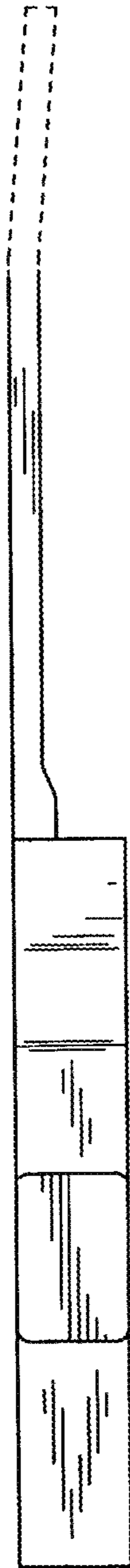


FIG. 4

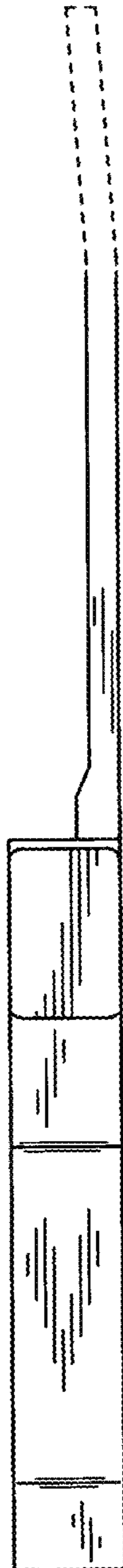


FIG. 5




FIG. 6

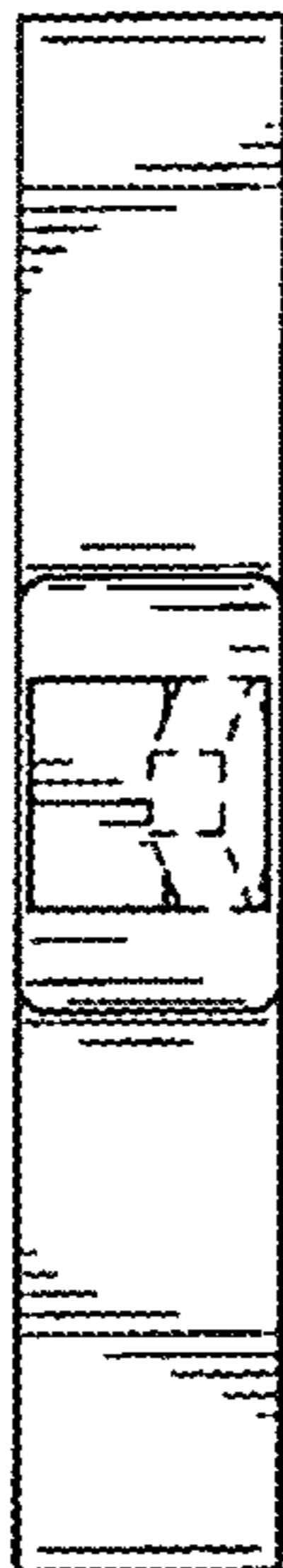
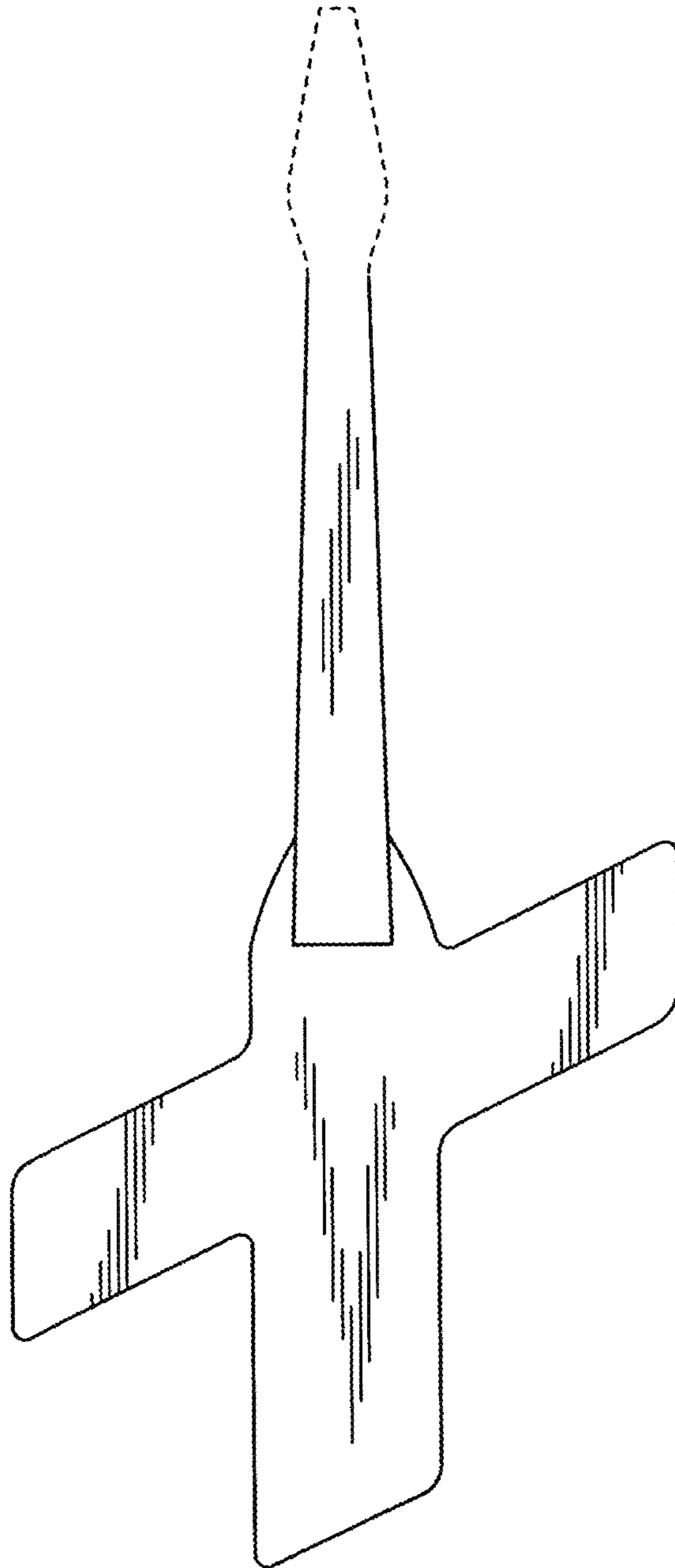
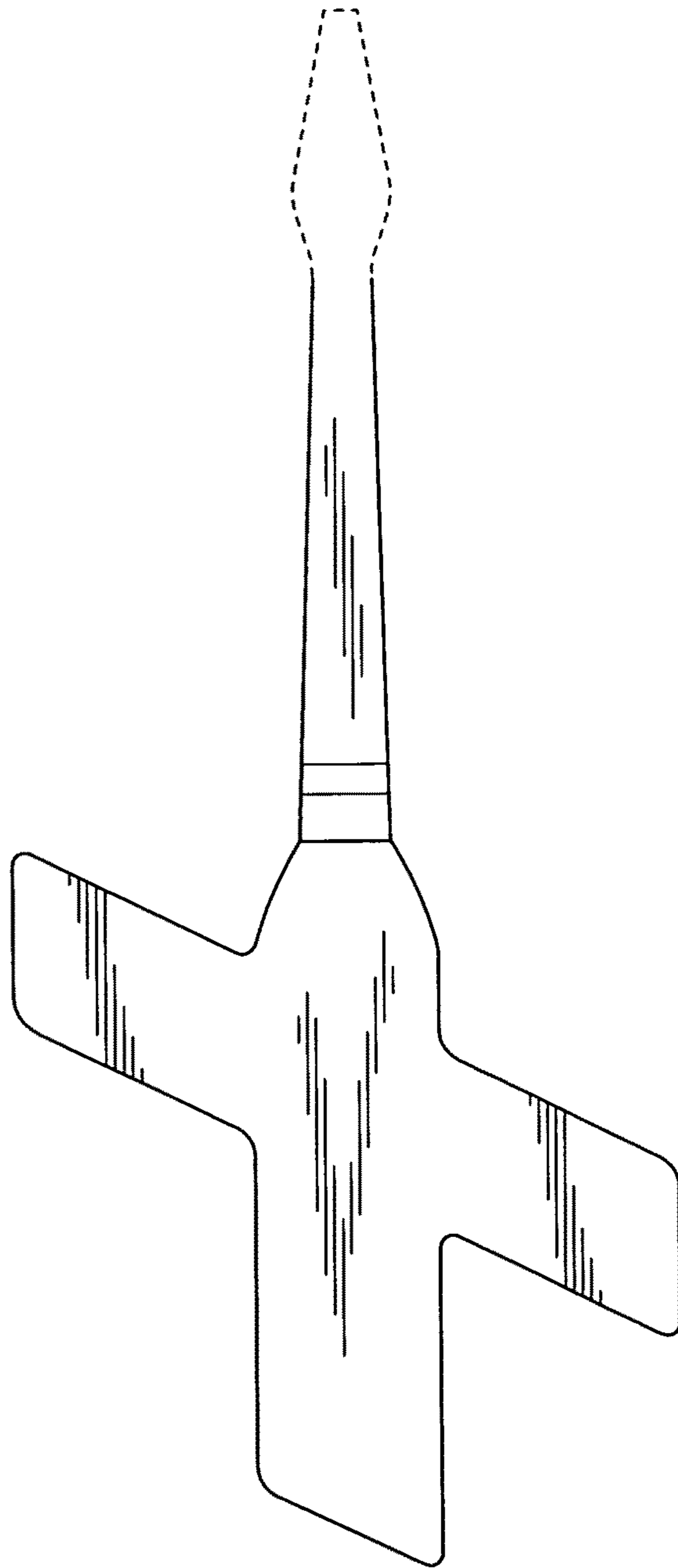


FIG. 7



*FIG. 8*





**FIG. 9**

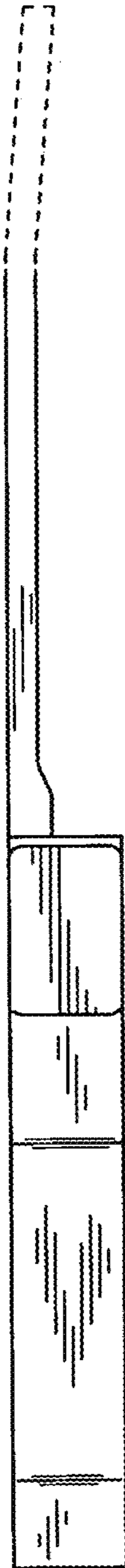


FIG. 10

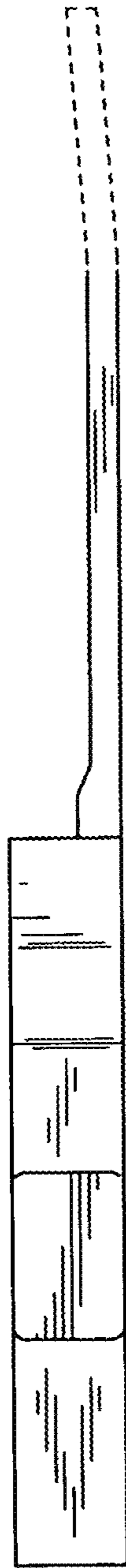


FIG. 11




FIG. 12

