



US00D750628S

(12) **United States Design Patent**
Lee et al.

(10) **Patent No.:** **US D750,628 S**
(45) **Date of Patent:** **** Mar. 1, 2016**

(54) **KEYBOARD FOR PORTABLE TERMINALS**

1/1616; G06F 3/0221; G06F 1/162
See application file for complete search history.

(71) Applicant: **LG ELECTRONICS INC.**, Seoul (KR)

(56) **References Cited**

(72) Inventors: **Seung Yup Lee**, Seoul (KR); **Sea La Park**, Seoul (KR)

U.S. PATENT DOCUMENTS

(73) Assignee: **LG Electronics Inc.**, Seoul (KR)

D304,930 S * 12/1989 Hongo D14/334
D563,407 S * 3/2008 Jawerth D14/391
8,147,154 B2 * 4/2012 Jawerth G06F 1/162
341/22
D712,952 S * 9/2014 Sumii D14/496

(**) Term: **14 Years**

* cited by examiner

(21) Appl. No.: **29/508,950**

Primary Examiner — Freda S Nunn

(22) Filed: **Nov. 12, 2014**

(74) *Attorney, Agent, or Firm* — Birch, Stewart, Kolasch & Birch, LLP

(30) **Foreign Application Priority Data**

May 13, 2014 (KR) 30-2014-0023655

(51) **LOC (10) Cl.** **14-02**

(57) **CLAIM**

We claim the ornamental design for a keyboard for portable terminals, as shown and described.

(52) **U.S. Cl.**

USPC **D14/392**

DESCRIPTION

(58) **Field of Classification Search**

USPC D14/138, 247, 341–346, 391–399, 455, D14/456; D18/1, 2, 7, 11, 4.1–4.6, 24–28; 178/17 A, 17 C; 200/5 A, 5 R, 6 A, 6 R, 200/341; 235/145 A, 145 R; 341/22, 23; 345/160, 168, 169; 361/679.08, 361/679.09, 679.11, 679.12; 400/484–489, 400/492, 682; 455/418, 550.1, 556.2, 455/575.1, 575.3, 575.4

CPC H03M 11/00; H01H 13/14; H01H 13/84; B41J 5/00; B41J 5/12; B41J 5/10; H03K 17/94; G06F 1/1626; G06F 1/1632; G06F

FIG. 1 is a perspective view of a keyboard for portable terminals showing our new design;
FIG. 2 is a front elevation view thereof;
FIG. 3 is a rear elevation view thereof;
FIG. 4 is a left-side elevation view thereof;
FIG. 5 is a right-side elevation view thereof;
FIG. 6 is a top plan view thereof;
FIG. 7 is a bottom plan view thereof; and,
FIG. 8 is another perspective view thereof in a state of being unfolded.

1 Claim, 5 Drawing Sheets

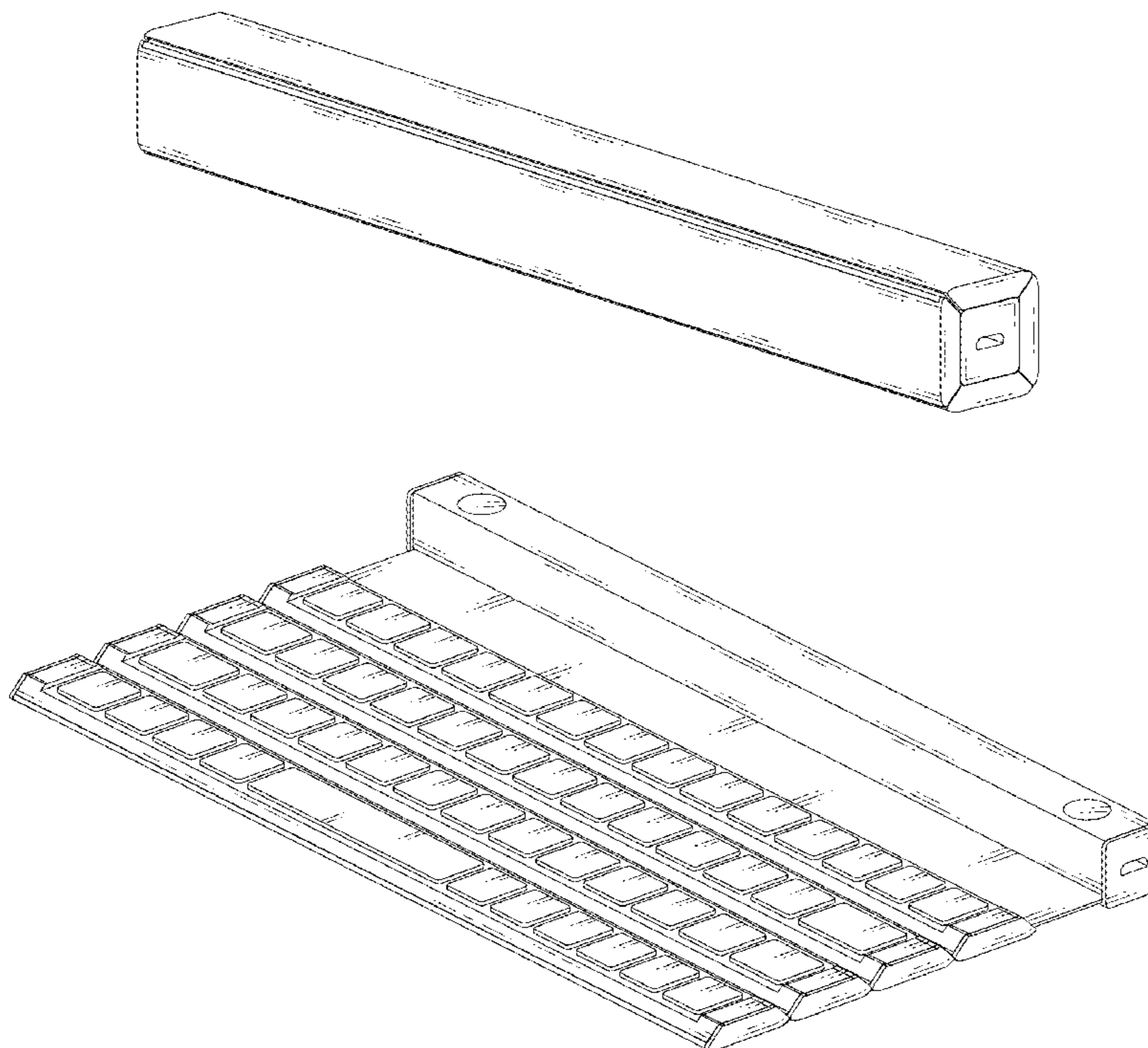


FIG. 1

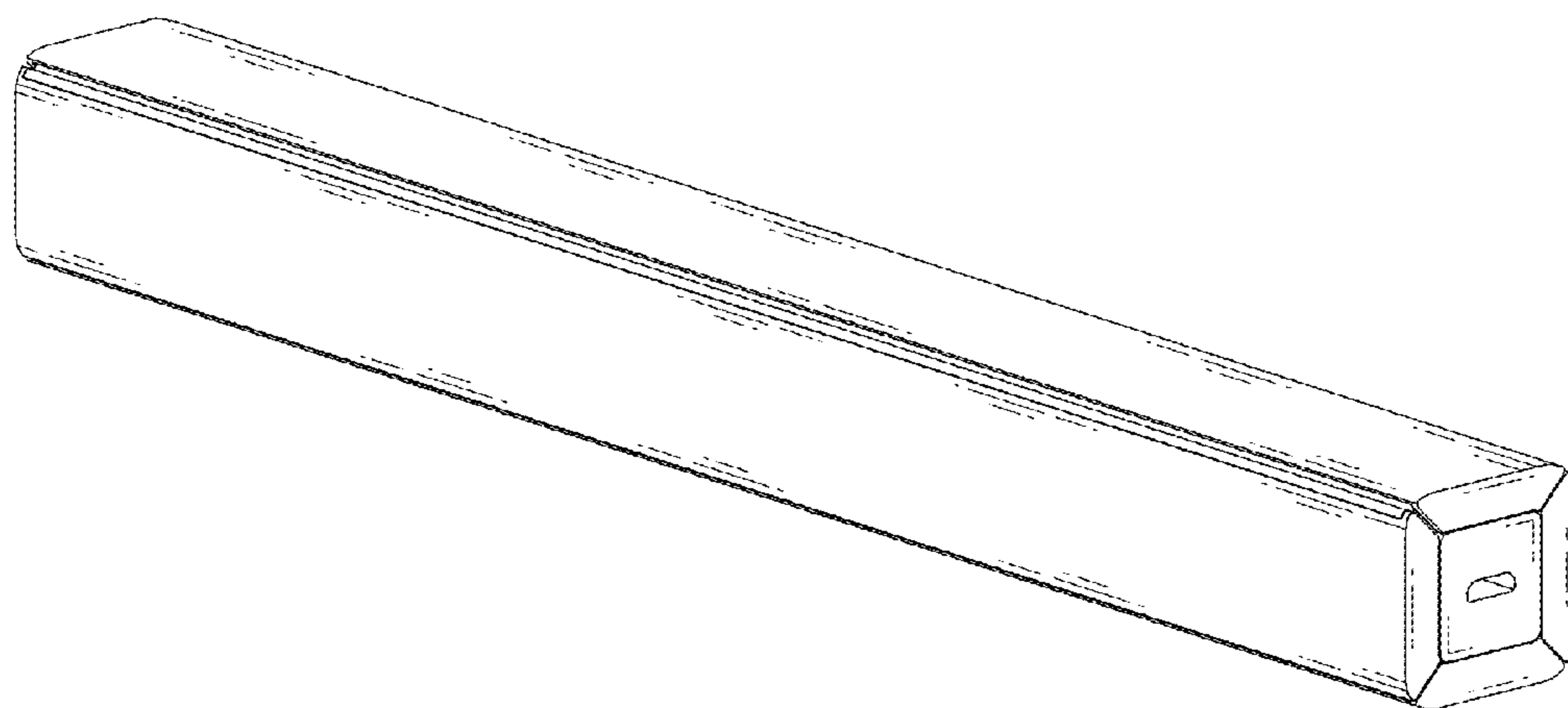


FIG.2



FIG.3

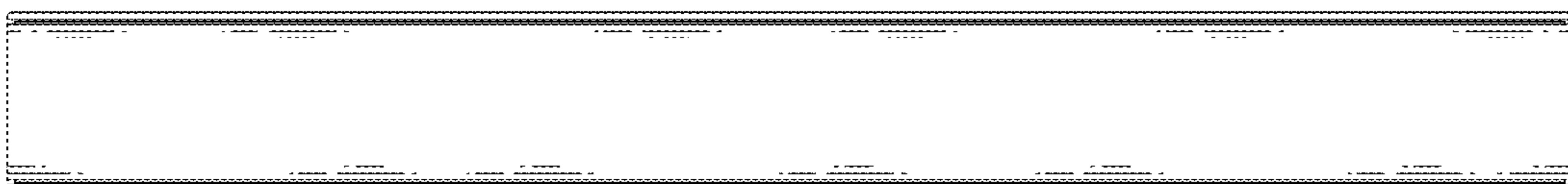


FIG. 4

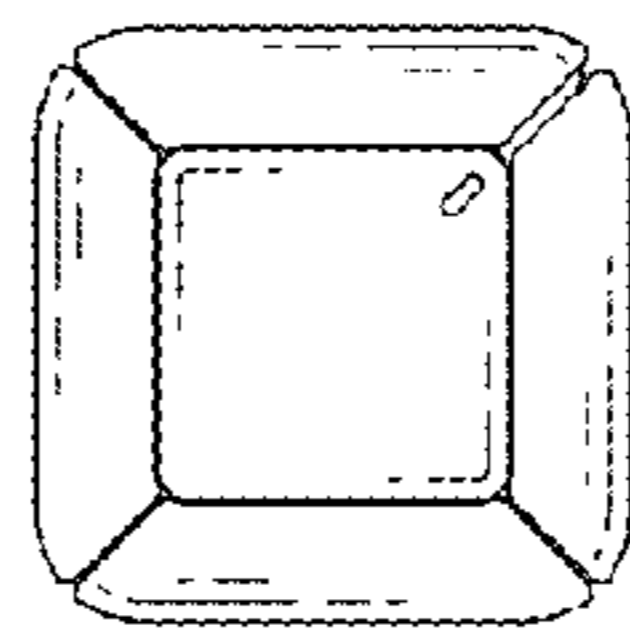


FIG. 5

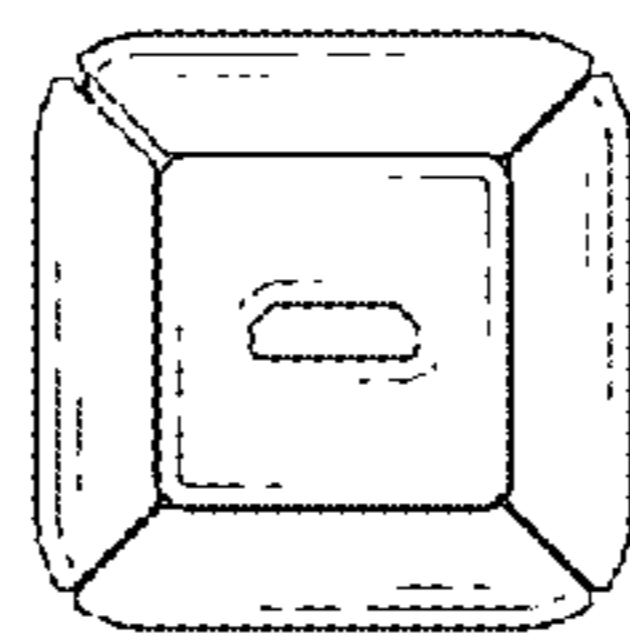


FIG.6




FIG.7




FIG. 8

