

US00D750620S

(12) **United States Design Patent**
Zhai

(10) **Patent No.:** **US D750,620 S**
(45) **Date of Patent:** **** Mar. 1, 2016**

(54) **TABLET COMPUTER**

(71) Applicant: **HUAWEI DEVICE CO., LTD.**,
Guangdong (CN)

(72) Inventor: **Xiaodong Zhai**, Guangdong (CN)

(73) Assignee: **Huawei Device Co., LTD.** (CN)

(**) Term: **14 Years**

(21) Appl. No.: **29/499,764**

(22) Filed: **Aug. 19, 2014**

(30) **Foreign Application Priority Data**

Feb. 21, 2014 (CN) 2014 3 0031522

(51) **LOC (10) Cl.** **14-03**

(52) **U.S. Cl.**
USPC **D14/341**; D14/496; D14/203.7

(58) **Field of Classification Search**
USPC D14/496, 401, 435, 474, 483, 217, 137,
D14/138, 160, 168, 356, 203.1–203.8, 507;
345/156, 169, 173–179, 905;
715/727–729, 864; 710/1, 5, 8; 713/1,
713/600; 455/1.1, 1.7, 73, 344–347, 93, 95,
455/3.01–3.06, 550.1, 573.1; 370/342–344;
369/1, 2, 6–12; 463/43–47; 273/148 B
CPC A63F 9/00; A63F 9/24; A63F 13/00;
G06F 17/00; G06F 19/00; G07F 17/32;
H04M 1/00

See application file for complete search history.

(56) **References Cited**

U.S. PATENT DOCUMENTS

D270,381	S	*	8/1983	Muller	D28/13
6,466,198	B1	*	10/2002	Feinstein	G06F 1/1626 345/158
7,203,529	B2	*	4/2007	Kim	H04N 1/2112 348/E7.079
D602,487	S	*	10/2009	Maskatia	D14/341
D606,129	S	*	12/2009	Ben-Moshe	D14/138 AA
7,856,255	B2	*	12/2010	Tsuchiya	G06F 1/1616 200/11 TW
D636,392	S	*	4/2011	Akana	D14/341
D652,418	S	*	1/2012	Rashid	D14/341
D662,932	S	*	7/2012	Park	D14/341
D684,969	S	*	6/2013	Smith	D14/341
D712,400	S	*	9/2014	Kim	D14/341
D712,405	S	*	9/2014	Akana	D14/341
D725,180	S	*	3/2015	Azuma	D14/341

* cited by examiner

Primary Examiner — Prabhakar Deshmukh

(74) *Attorney, Agent, or Firm* — Design IP


(57) **CLAIM**

The ornamental design for a tablet computer, as shown and described.

DESCRIPTION

FIG. 1 is a bottom view of a tablet computer;
FIG. 2 is a top view thereof;
FIG. 3 is a right side view thereof;
FIG. 4 is a front view thereof;
FIG. 5 is a left side view thereof;
FIG. 6 is a back view thereof; and,
FIG. 7 is a front perspective view thereof.

1 Claim, 7 Drawing Sheets



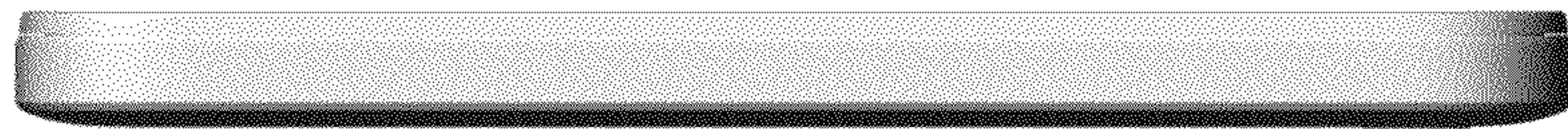


FIG. 1

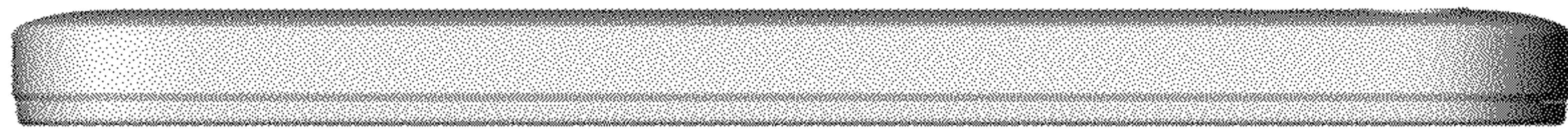


FIG. 2




FIG. 3




FIG. 4




FIG. 5



FIG. 6




FIG. 7