



US00D750607S

(12) **United States Design Patent**  
**Katori**

(10) **Patent No.:** **US D750,607 S**  
(45) **Date of Patent:** **\*\* Mar. 1, 2016**

(54) **TELEPHONE BASE UNIT**

(71) Applicant: **Panasonic Corporation**, Osaka (JP)

(72) Inventor: **Takehito Katori**, Kyoto (JP)

(73) Assignee: **Panasonic Corporation**, Osaka (JP)

(\*\*) Term: **14 Years**

(21) Appl. No.: **29/514,573**

(22) Filed: **Jan. 14, 2015**

(30) **Foreign Application Priority Data**

Jul. 29, 2014 (EM) ..... 002510438-0001

(51) **LOC (10) Cl.** ..... **14-03**

(52) **U.S. Cl.**  
USPC ..... **D14/247; D14/149**

(58) **Field of Classification Search**  
USPC ..... D14/140, 140.1, 140.7, 140.8, 141.2,  
D14/142, 147-149, 151, 150, 240, 248, 251,  
D14/253, 130, 144, 155, 158, 159, 188, 217,  
D14/226, 229, 252, 331, 399, 329;  
D21/517; 455/557, 575.1, 74.1;  
710/303; D13/107, 108, 168, 169, 171,  
D13/174; 379/88.17, 90.01, 93.17, 387.01,  
379/388.02, 419-420.04, 420.02,  
379/428.01-428.04, 434-436, 440,  
379/446-447, 454-455, 93.23; D10/104.1;  
D18/7

CPC ..... H04M 1/00; H04M 1/003; H04M 1/02;  
H04M 1/03; H04M 1/04; H04M 1/0202;  
H04M 1/0297; H04M 1/233

See application file for complete search history.

(56) **References Cited**

**U.S. PATENT DOCUMENTS**

D325,203 S \* 4/1992 Ireland-Benitez ..... D14/144  
5,432,836 A \* 7/1995 Jarrett ..... H04M 1/0297  
379/435  
D524,802 S \* 7/2006 Burns ..... D14/247

D539,254 S \* 3/2007 Park ..... D14/138 AA  
D545,804 S \* 7/2007 Lee ..... D14/138 AA  
D548,715 S \* 8/2007 Lee ..... D14/138 AD  
D570,324 S \* 6/2008 Furuno ..... D14/149  
D572,699 S \* 7/2008 Ahn ..... D14/138 G  
D576,998 S 9/2008 Furuno  
D581,407 S \* 11/2008 Burns ..... D14/247  
D582,886 S 12/2008 Woo et al.  
D588,573 S 3/2009 West et al.  
D589,463 S \* 3/2009 Sykes ..... D13/168  
D596,630 S \* 7/2009 Kaneta ..... D14/247  
D603,355 S \* 11/2009 Tkachuk ..... D14/138 AD  
D604,260 S \* 11/2009 Choi ..... D14/138 AA  
D613,724 S 4/2010 Kao et al.  
D616,877 S \* 6/2010 Kaneta ..... D14/247  
D617,766 S 6/2010 Katori et al.  
D634,748 S \* 3/2011 Lam ..... D14/247  
D657,771 S \* 4/2012 Sakamoto ..... D14/150  
D664,520 S \* 7/2012 Shadovitz ..... D14/150  
D678,855 S \* 3/2013 Shadovitz ..... D14/150  
2008/0018607 A1 \* 1/2008 Joo ..... H04M 1/7258  
345/169  
2008/0207283 A1 \* 8/2008 Zaitso ..... H04M 1/026  
455/575.3

\* cited by examiner

*Primary Examiner* — Susan Bennett Hattan

*Assistant Examiner* — Marie Fast Horse

(74) *Attorney, Agent, or Firm* — Panasonic Patent Center

(57) **CLAIM**

I claim the ornamental design for a telephone base unit, as shown and described.

**DESCRIPTION**

FIG. 1 is a front perspective view of a telephone base unit of the present invention;

FIG. 2 is a front view thereof;

FIG. 3 is a rear view thereof;

FIG. 4 is a top view thereof;

FIG. 5 is a bottom view thereof;

FIG. 6 is a first side view thereof; and,

FIG. 7 is a second side view thereof.

The broken lines in the drawings depict parts of the telephone base unit that form no part of the claimed design.

**1 Claim, 7 Drawing Sheets**

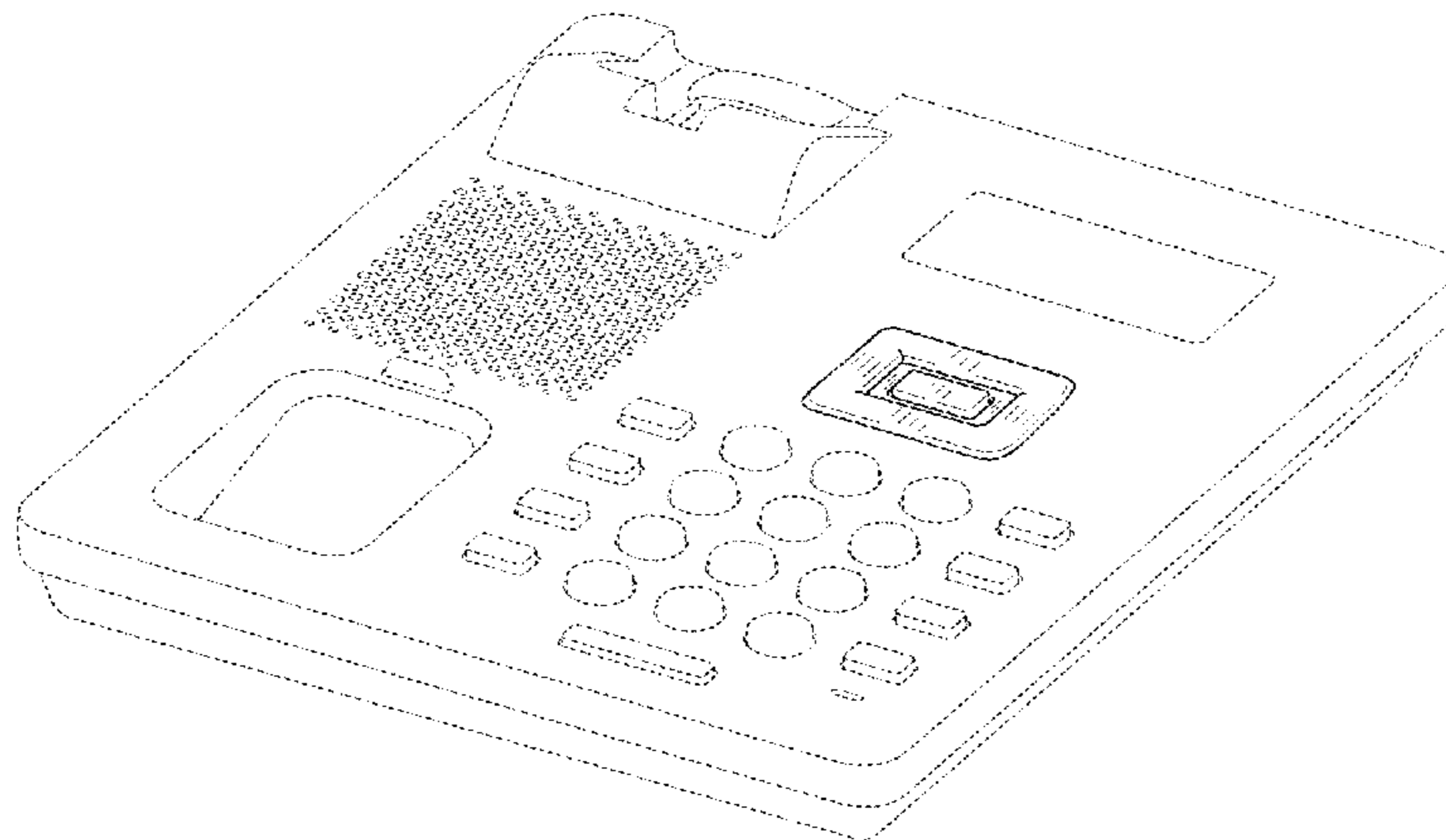


FIG. 1

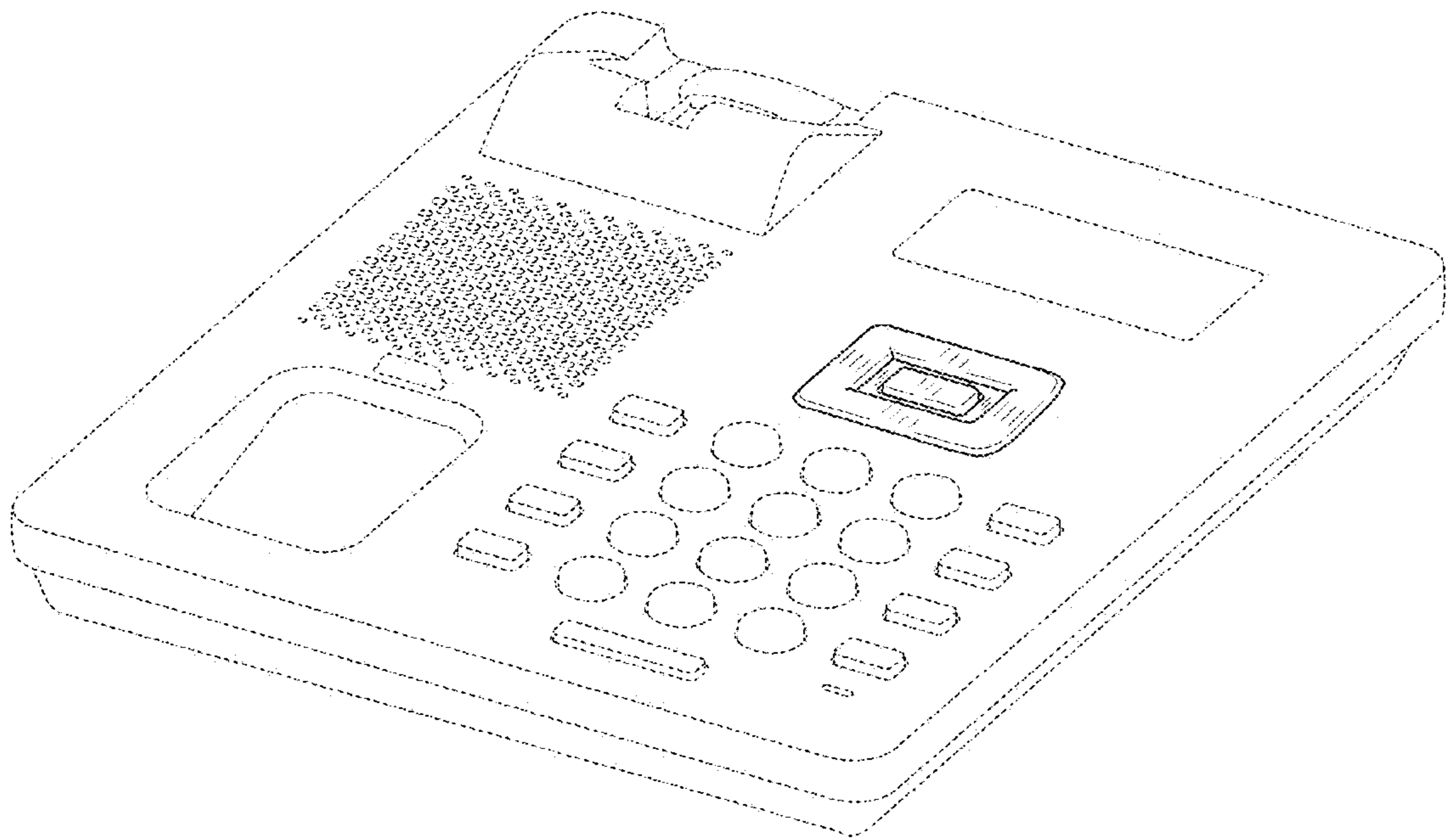


FIG. 2

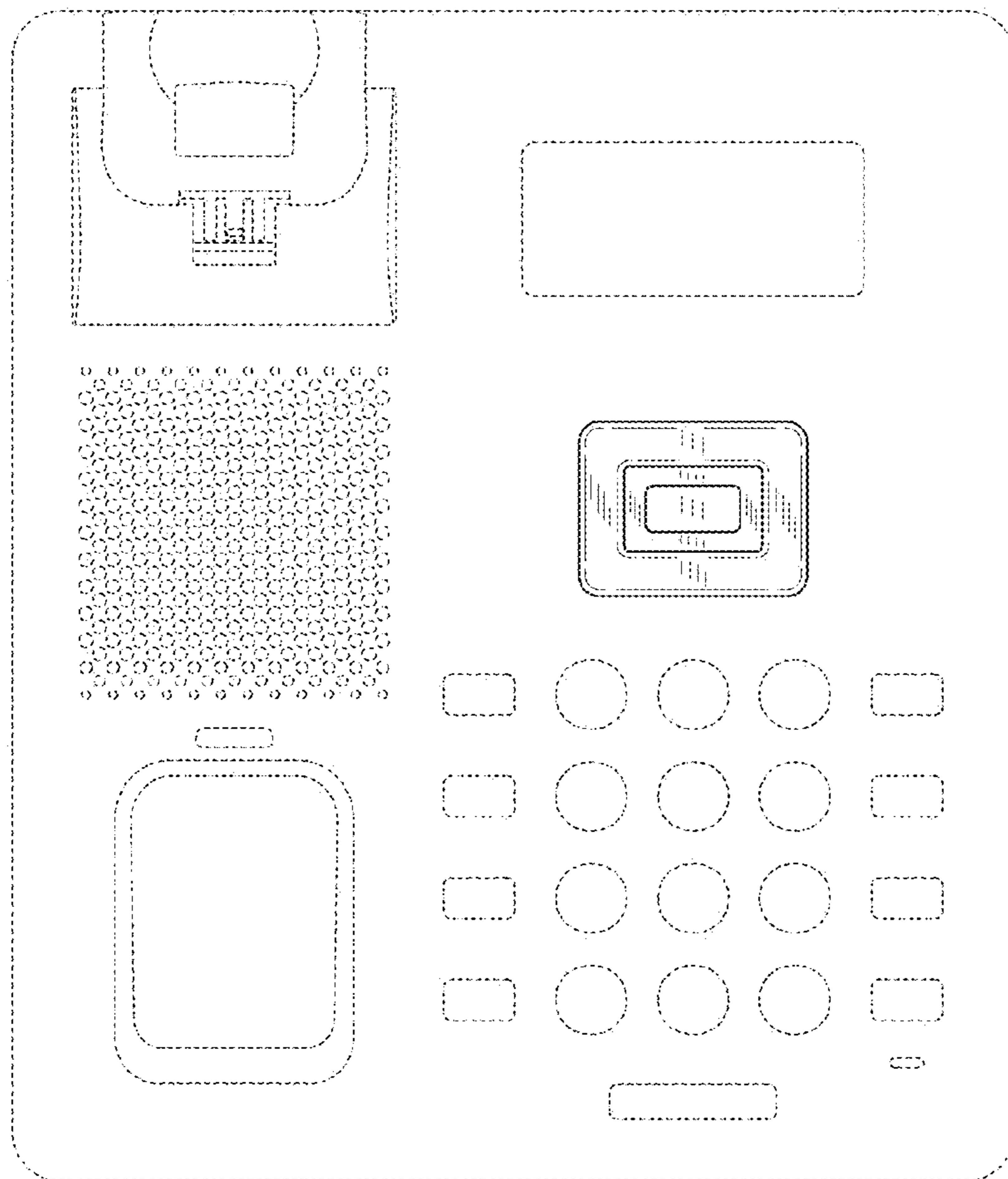




FIG. 4

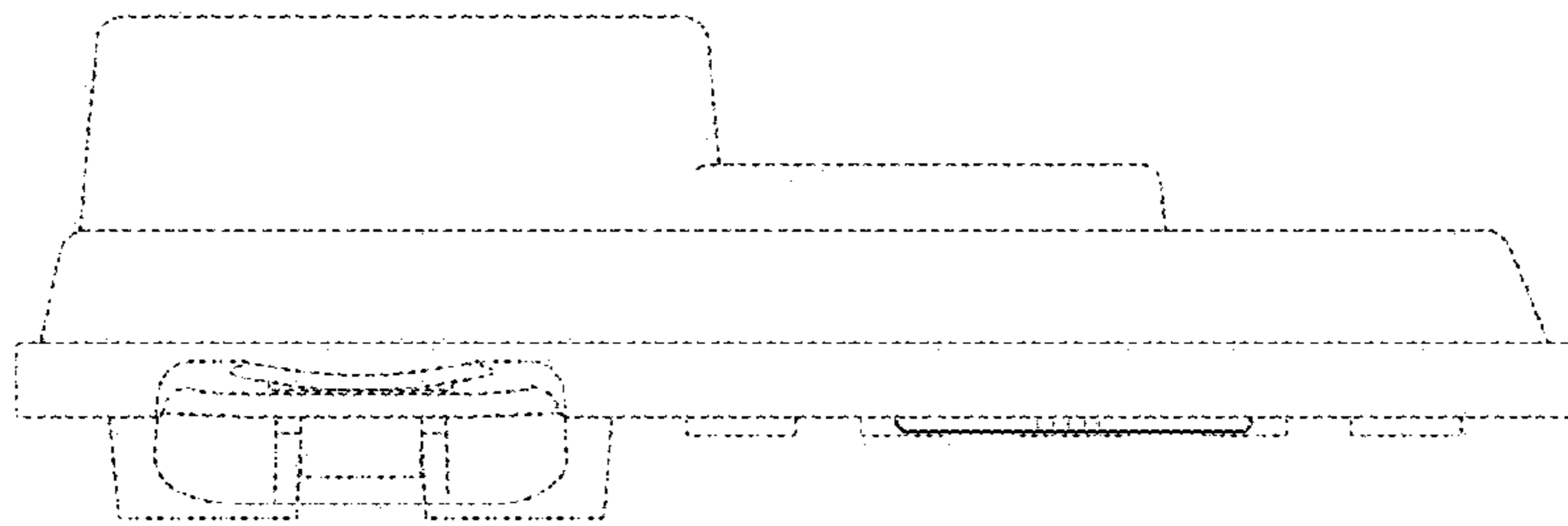


FIG. 5

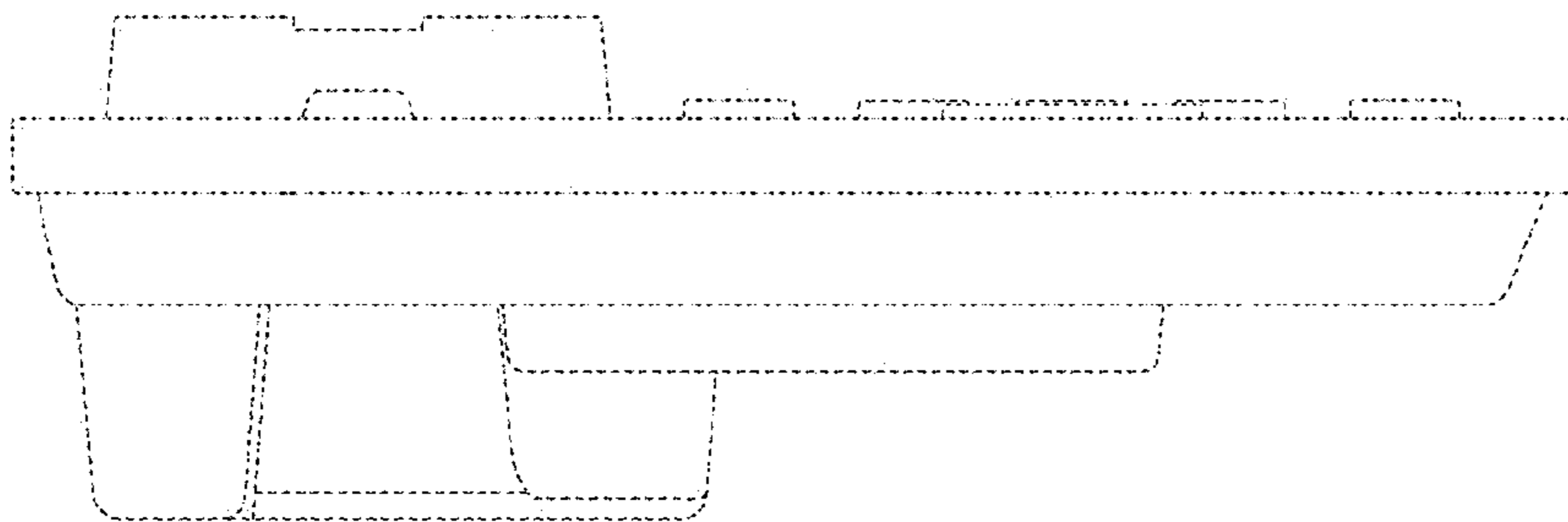


FIG. 6




FIG. 7

