



US00D750605S

(12) **United States Design Patent**  
**Abdul-Hadi et al.**

(10) **Patent No.:** **US D750,605 S**  
(45) **Date of Patent:** **\*\* Mar. 1, 2016**

- (54) **COMMUNICATION ADAPTER**
- (71) Applicant: **Landis+Gyr Innovations, Inc.**,  
Alpharetta, GA (US)
- (72) Inventors: **Louay Abdul-Hadi**, Woodstock, GA  
(US); **Sohail Najmi**, Norcross, GA (US)
- (73) Assignee: **Landis+Gyr Innovations, Inc.**,  
Alpharetta, GA (US)
- (\*\*) Term: **14 Years**
- (21) Appl. No.: **29/487,382**
- (22) Filed: **Apr. 8, 2014**
- (51) **LOC (10) Cl.** ..... **14-03**
- (52) **U.S. Cl.**  
USPC ..... **D14/240**
- (58) **Field of Classification Search**  
USPC ..... D14/240, 242, 138 G, 138 AD, 357, 358,  
D14/140-140.9, 155, 137, 139, 243, 433  
CPC ..... H04L 12/00; H03K 17/00; H04W 88/00;  
H04W 88/005; H04W 88/02; H04W 88/08;  
H04W 88/085; H04W 88/10; H04W 88/12;  
H04W 88/14; H04B 1/38  
See application file for complete search history.

- D581,382 S \* 11/2008 Jeoung et al. .... D14/138 AD
- D582,875 S \* 12/2008 Haspil et al. .... D14/138 G
- D618,653 S \* 6/2010 Kim et al. .... D14/138 AD
- D624,906 S \* 10/2010 Gorman ..... D14/240
- D626,951 S \* 11/2010 Ding ..... D14/240
- D630,198 S \* 1/2011 Wilkens et al. .... D14/240
- D638,003 S \* 5/2011 Chen ..... D14/242

(Continued)

**FOREIGN PATENT DOCUMENTS**

- CN 301947960 \* 6/2012
- CN 302133788 \* 10/2012

(Continued)

*Primary Examiner* — Bridget L Eland  
(74) *Attorney, Agent, or Firm* — Kilpatrick Townsend & Stockton LLP

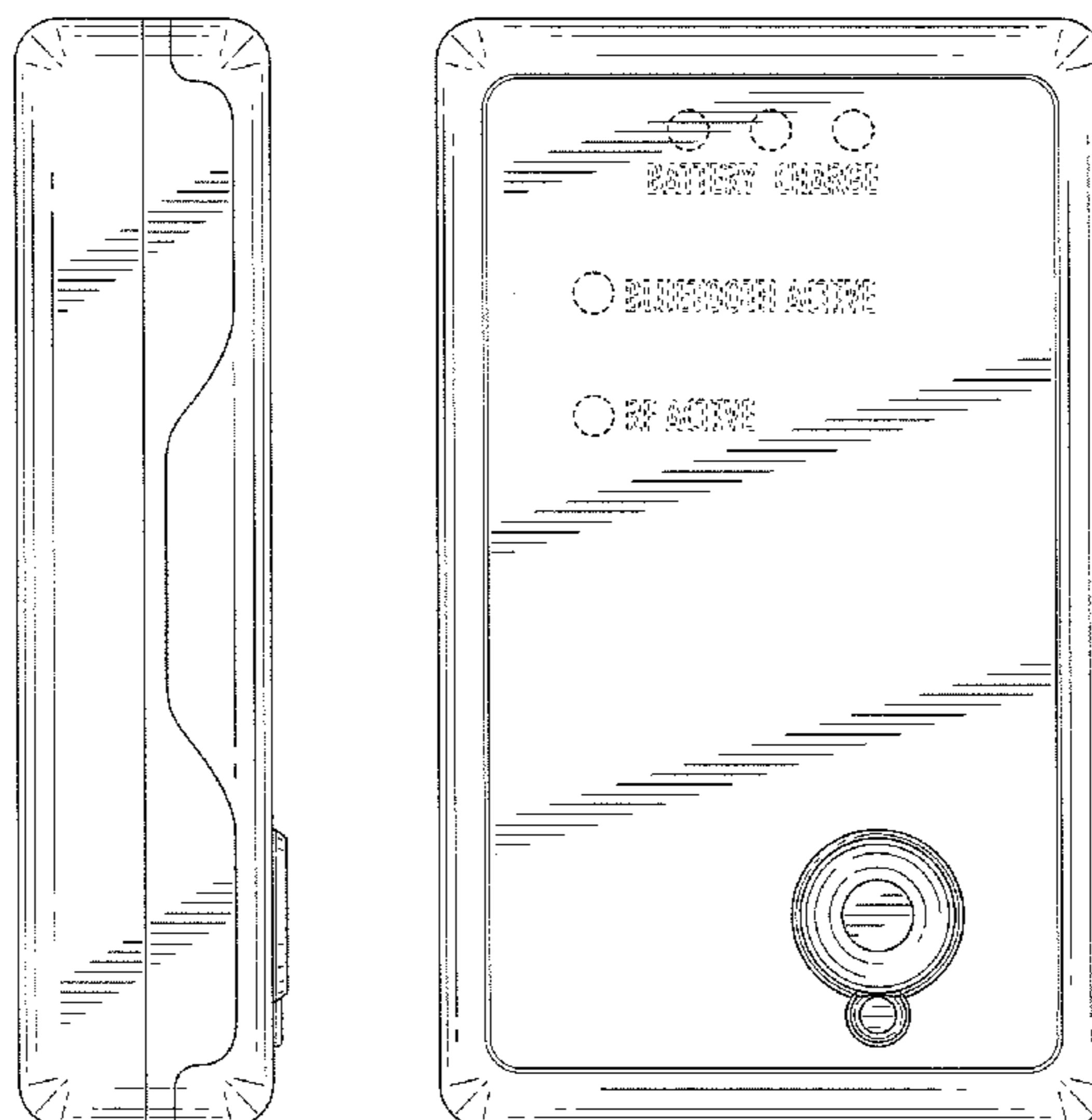
(57) **CLAIM**  
The ornamental design for a communication adapter, as shown and described.

**DESCRIPTION**

FIG. 1 is a front perspective view of a communication adapter. FIG. 2 is a rear perspective view of the communication adapter of FIG. 1. FIG. 3 is a bottom, rear perspective view of the communication adapter of FIG. 1. FIG. 4 is a top, front perspective view of the communication adapter of FIG. 1. FIG. 5 is a left side view of the communication adapter of FIG. 1, the right side view being a mirror image of the left side view. FIG. 6 is a front view of the communication adapter of FIG. 1; and, FIG. 7 is a rear view of the communication adapter of FIG. 1. The broken lines shown in the views are included for the purpose of illustrating portions of the communication adapter that form no part of the claimed design.

**1 Claim, 4 Drawing Sheets**

- (56) **References Cited**  
U.S. PATENT DOCUMENTS  
D491,563 S \* 6/2004 Sato et al. .... D14/433  
D531,611 S \* 11/2006 Kim et al. .... D14/138 AD  
D534,515 S \* 1/2007 Kim et al. .... D14/138 AD  
D534,893 S \* 1/2007 Jo et al. .... D14/138 AD  
D549,681 S \* 8/2007 Park et al. .... D14/138 AD  
D550,192 S \* 9/2007 Kim et al. .... D14/138 AD  
D555,619 S \* 11/2007 Hong et al. .... D14/138 AD  
D560,188 S \* 1/2008 Lee et al. .... D14/138 AD  
D563,933 S \* 3/2008 Lee et al. .... D14/138 AB  
D566,674 S \* 4/2008 Park ..... D14/138 AD  
D570,816 S \* 6/2008 Lee et al. .... D14/138 AD



# US D750,605 S

Page 2

---

(56)

## References Cited

### U.S. PATENT DOCUMENTS

D654,917 S \* 2/2012 Chaturvedi et al. .... D14/358  
D661,698 S \* 6/2012 Chaturvedi et al. .... D14/358  
D678,258 S \* 3/2013 Seto ..... D14/240  
D697,865 S \* 1/2014 Saito et al. .... D13/103  
D705,202 S \* 5/2014 Silva ..... D14/240  
D709,054 S \* 7/2014 McConnell et al. .... D14/243

D732,010 S \* 6/2015 Hsiau ..... D14/240  
D735,179 S \* 7/2015 Yang ..... D14/240

### FOREIGN PATENT DOCUMENTS

CN 303032498 \* 12/2014  
KR 300769885.0000 \* 11/2014

\* cited by examiner

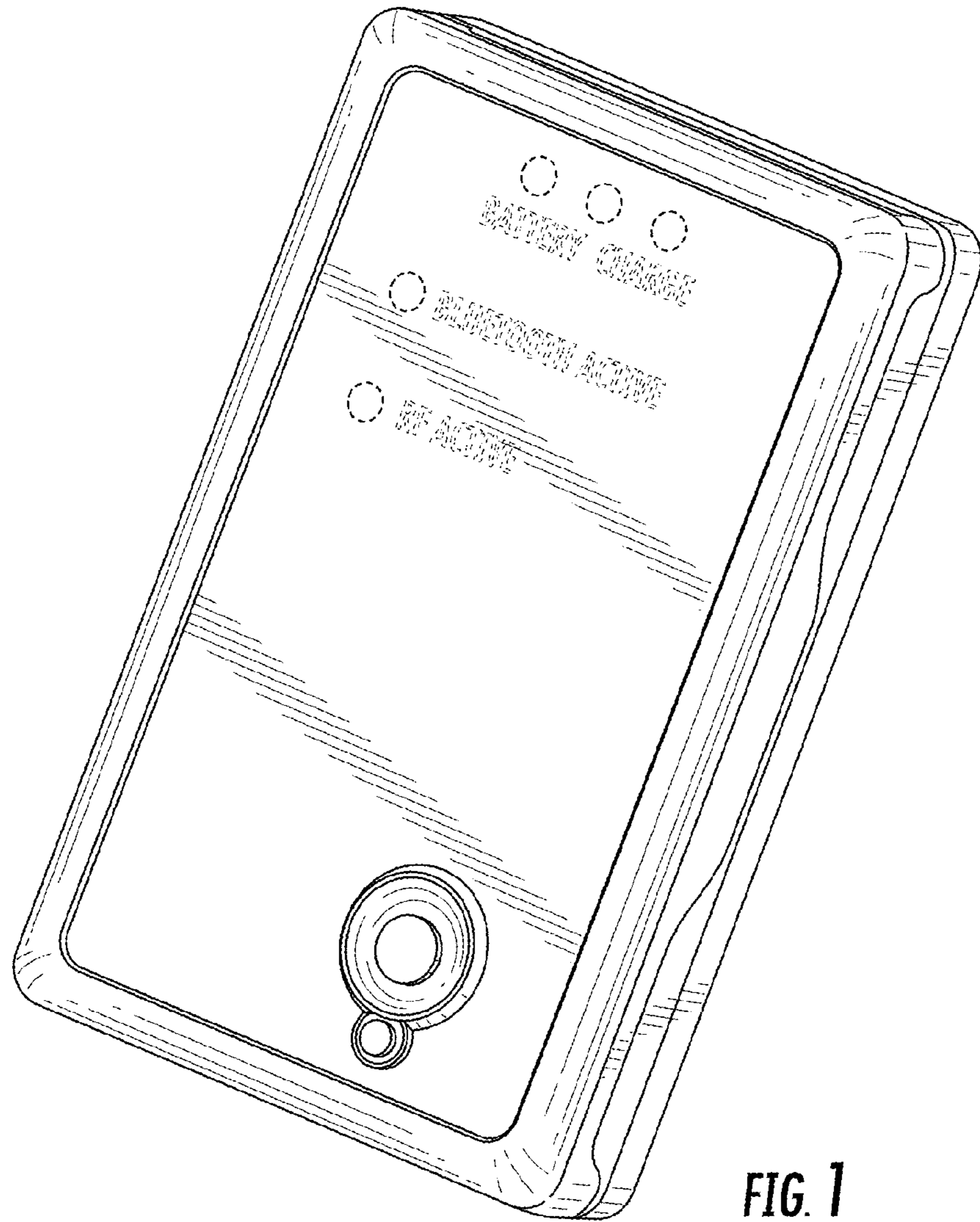


FIG. 1

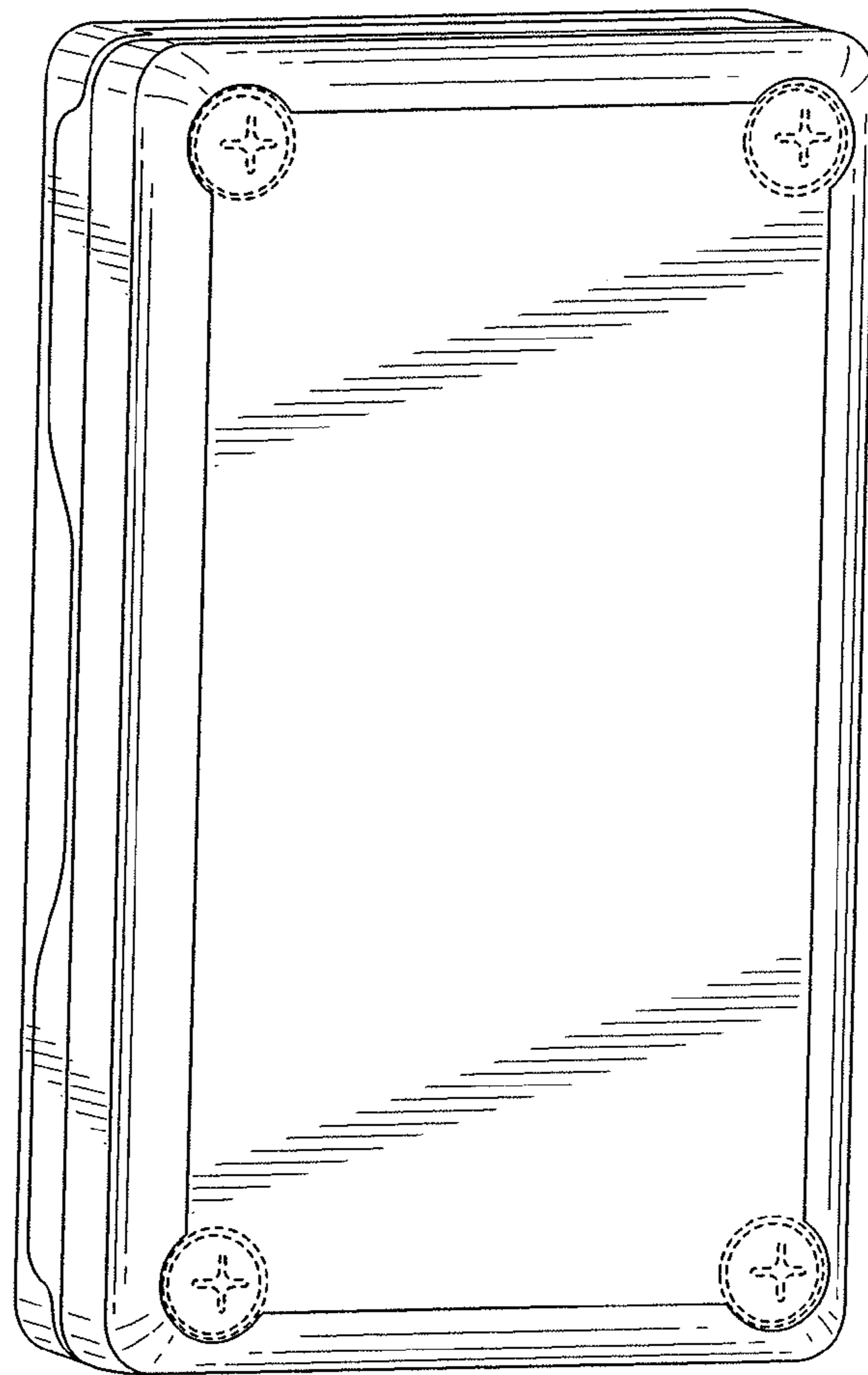


FIG. 2

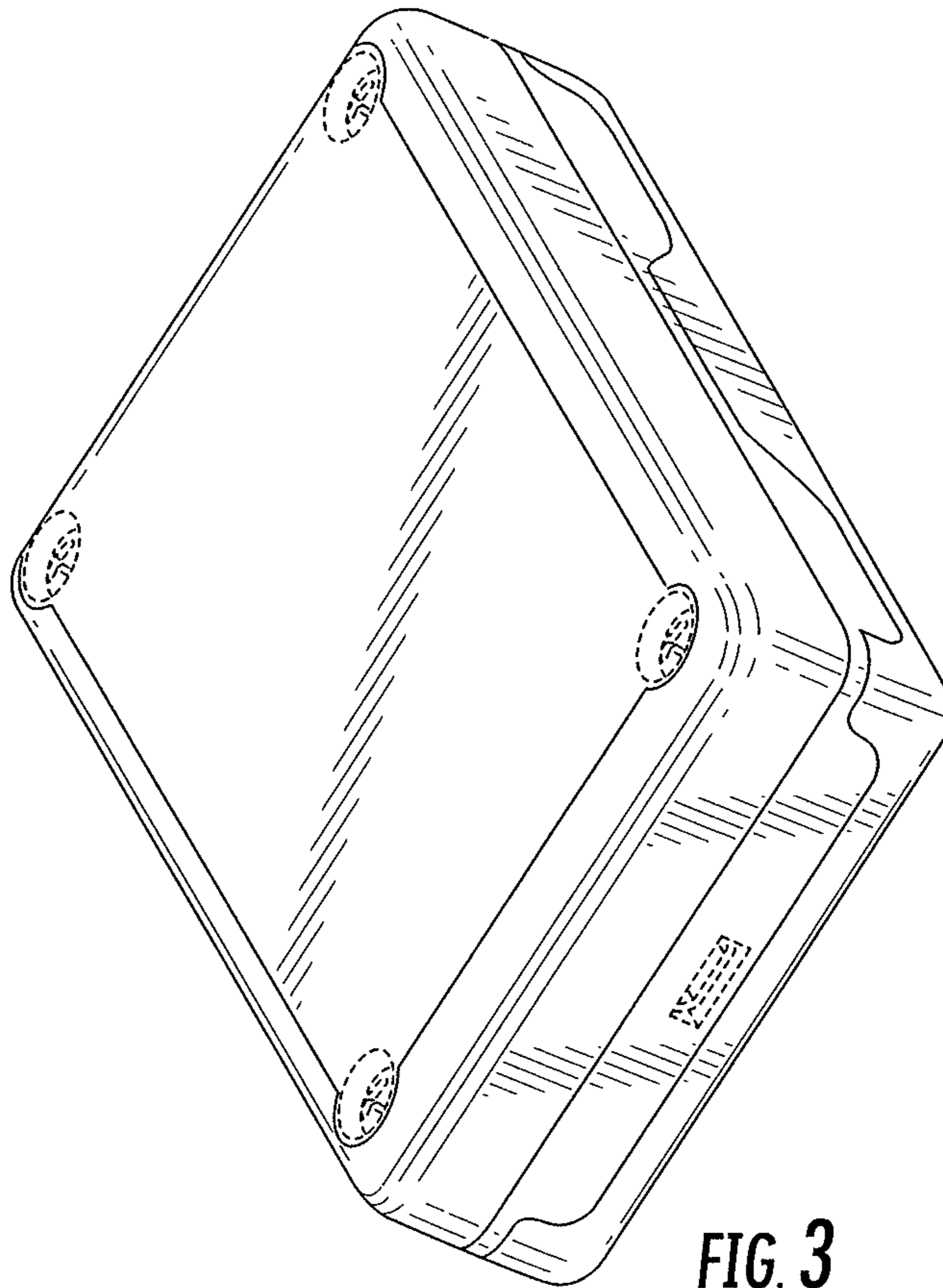


FIG. 3

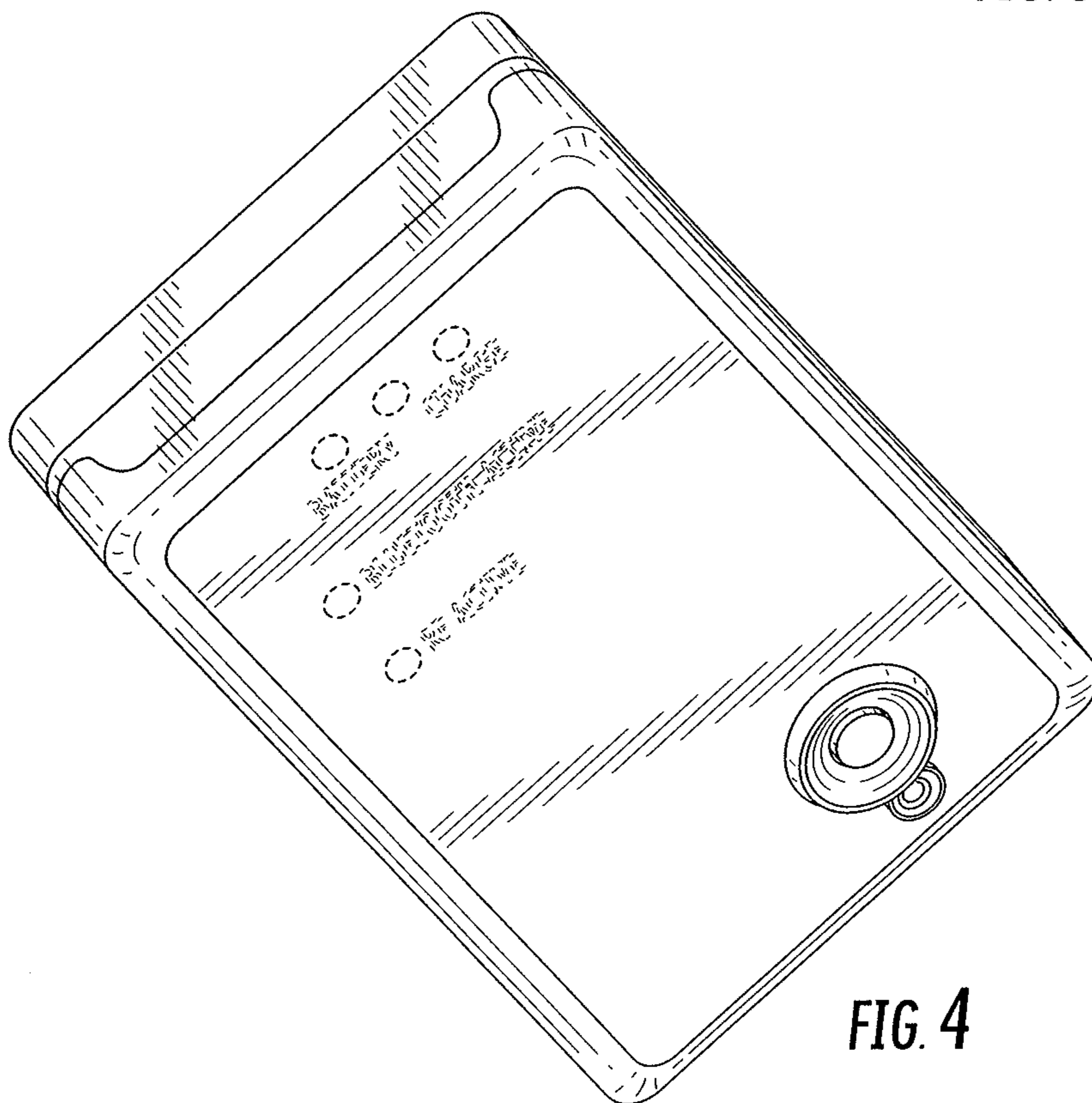


FIG. 4

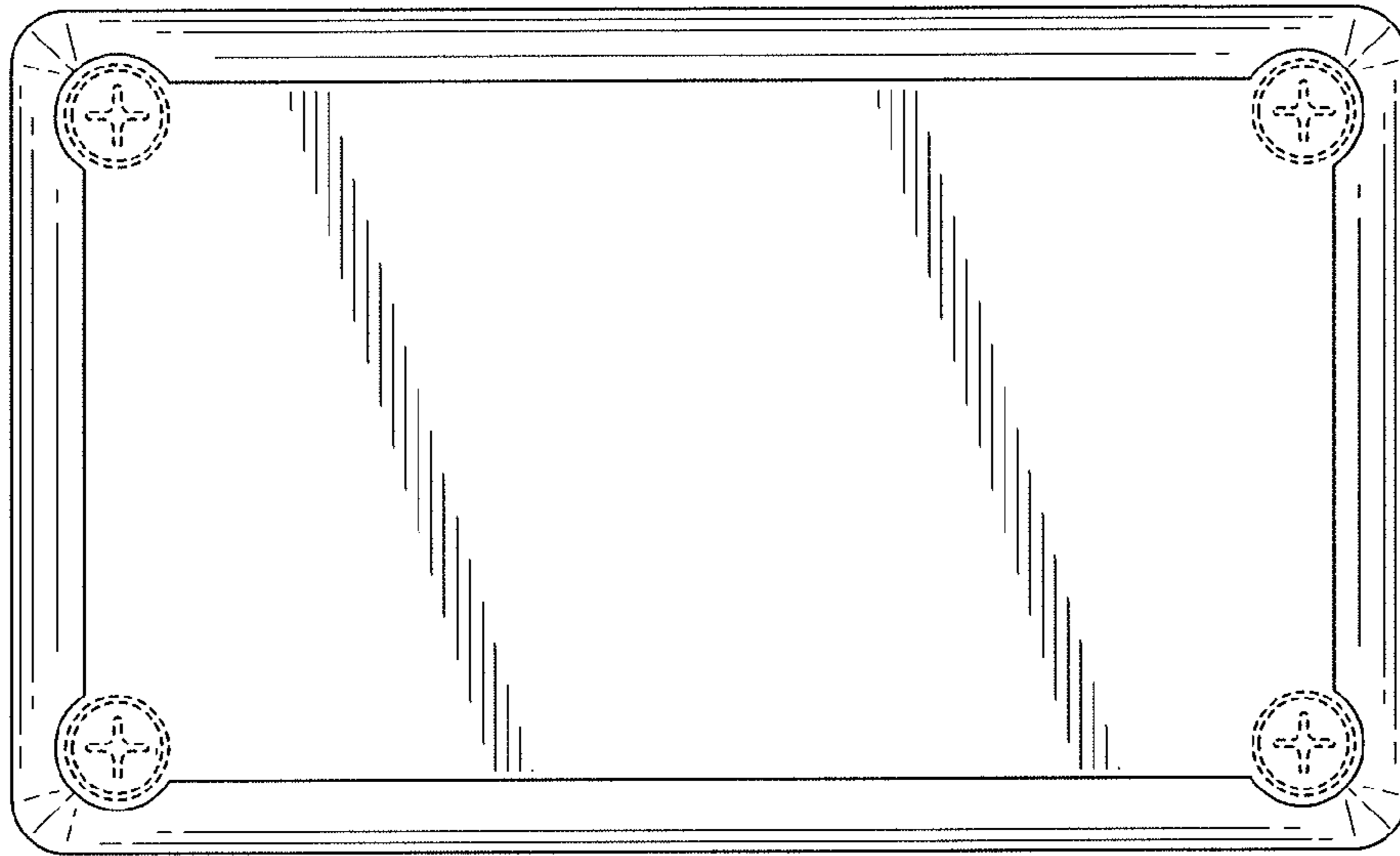


FIG. 7

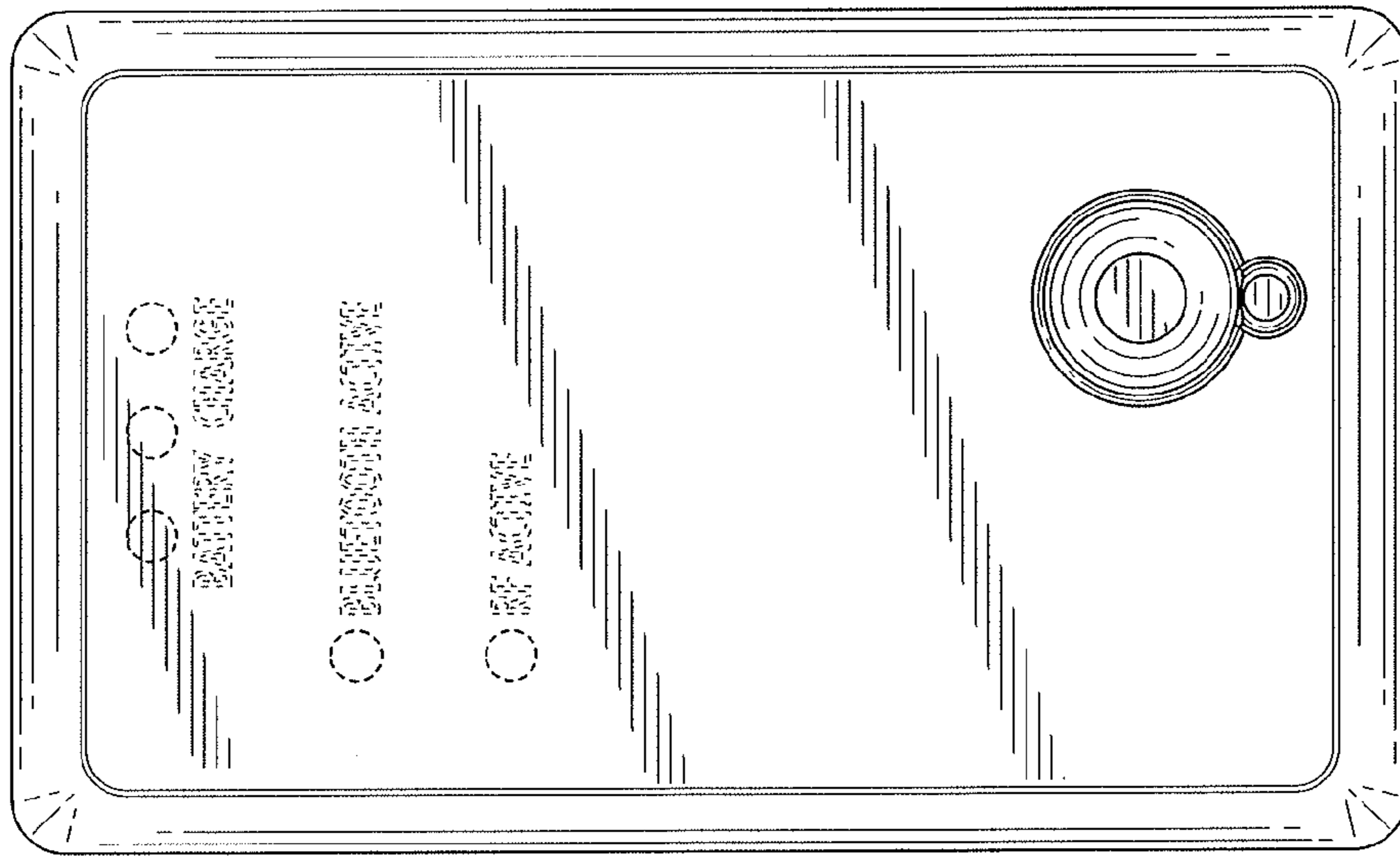


FIG. 6

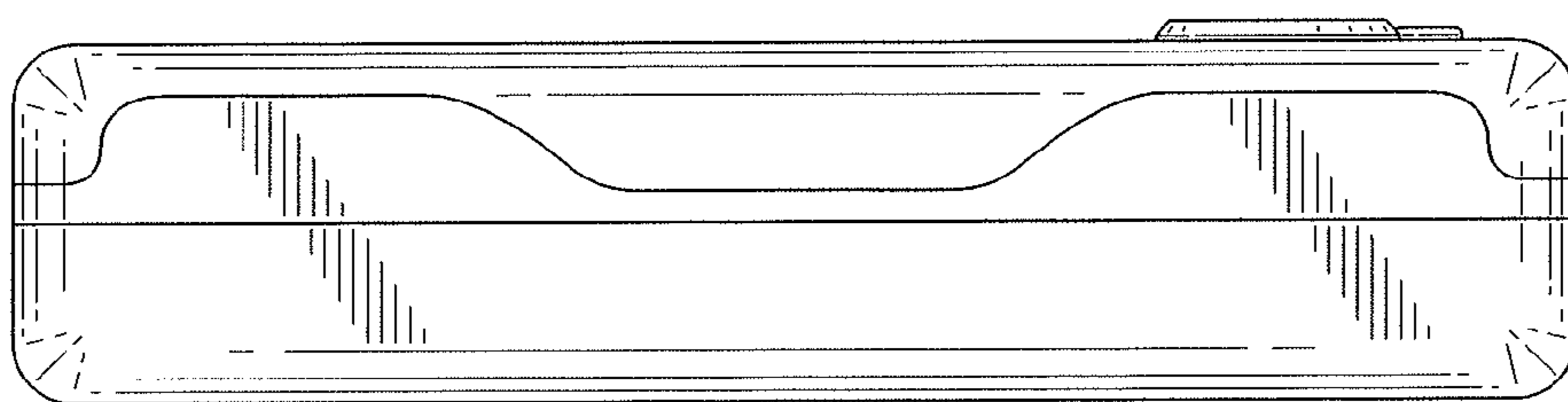


FIG. 5